

# MASTERLINE 8

MASTERLINE 8



REYNAERS  
aluminium



**Cat. nr.** 19H  
**Art. nr.** AD.089.H19A.00  
**Edition** 02/2016



**Inhoud**  
**Sommaire**  
**Content**  
**Inhalt**

- A**    **Algemene informatie**  
         **Généralités**  
         **General Information**  
         **Allgemeine Information**
- B**    **Algemene informatie systemen**  
         **Généralités séries**  
         **General Information System**  
         **Allgemeine Information System**
- C**    **Profielen**  
         **Profilés**  
         **Profiles**  
         **Profile**
- E**    **Werktekeningen**  
         **Coupes et débits**  
         **Work drawings**  
         **Werkzeichnungen**
- F**    **Montagetekeningen**  
         **Fabrication et montage**  
         **Assembly drawings**  
         **Montagezeichnungen**
- G**    **Toebehoren**  
         **Accessoires**  
         **Accessories**  
         **Zubehör**







## Inhoud

## Algemene informatie

INHOUDSTAFEL

19H.001-008

## Algemene informatie systeme

SYMBOLENLIJST

19H.A.001-008

SYSTEEMOVERZICHT

19H.B.001-004

## Profielen

MAX. AFMETINGEN  
PROFIELOVERZICHT  
PROFIELOVERZICHT HI+  
PROFIELOVERZICHT  
PROFIELOVERZICHT Re  
PROFIELOVERZICHT De  
PROFIELOVERZICHT DEUREN  
PROFIELOVERZICHT FRONT SLIDE  
BUITENKADER  
BUITENKADER CW  
DILATATIEPROFIEL  
OMKEERPROFIEL  
Z-PROFIEL  
VLEUGEL RAAM NAAR BINNENDRAAIEND  
VLEUGEL RAAM NAAR BUITENDRAAIEND  
STOLPPROFIEL  
T-PROFIEL  
T-PROFIEL VERSTERKT  
VERSTEVIJGINGSPROFIEL  
T-PROFIEL VLEUGEL  
KLEIN HOUTEN  
VERBREDINGSPROFIEL  
GLASLAT RAAM EN DEUR  
GLASLAT BUITENKADER  
BUITENKADER CP  
KOPPELPROFIEL  
HOEKPROFIEL 90°  
HOEKPROFIEL 135°  
HOEKPROFIEL VARIABEL  
MUURAFWERKINGSPROFIEL  
ONDERDORPEL  
ROLLUIKGELEIDER  
LEKLIJST  
DECORATIE PROFIEL  
HULPPROFIEL RAAMDEUREN  
HULPPROFIEL DEUREN  
BUITENKADER  
VLEUGEL RAAM NAAR BINNENDRAAIEND  
VLEUGEL RAAM NAAR BUITENDRAAIEND  
T-PROFIEL  
STOLPPROFIEL  
BUITENKADER  
VLEUGEL RAAM NAAR BINNENDRAAIEND  
VLEUGEL RAAM NAAR BUITENDRAAIEND  
T-PROFIEL  
ONDERDORPEL Re - De

19H.B.005-016  
19H.C.001-005  
19H.C.006-011  
19H.C.012-013  
19H.C.014-015  
19H.C.016-017  
19H.C.018  
19H.C.019-020  
19H.C.021-024  
19H.C.025  
19H.C.026-031  
19H.C.032  
19H.C.033-034  
19H.C.035-036  
19H.C.037  
19H.C.038-039  
19H.C.040-051  
19H.C.052-055  
19H.C.056  
19H.C.057-059  
19H.C.060  
19H.C.061-065  
19H.C.066-067  
19H.C.068  
19H.C.069-071  
19H.C.072-077  
19H.C.078  
19H.C.079  
19H.C.080  
19H.C.081  
19H.C.082-083  
19H.C.084-085  
19H.C.086  
19H.C.087  
19H.C.088  
19H.C.089  
19H.C.090  
19H.C.091-092  
19H.C.093  
19H.C.094  
19H.C.095  
19H.C.096  
19H.C.097-098  
19H.C.099  
19H.C.100  
19H.C.101

## Werktekeningen

FRONT SLIDE - HULPPROFIELEN  
OVERZICHT RAMEN - DEUREN  
VAST RAAM  
SAMENGESTELD VAST RAAM  
RAAM MET OPENVALLEND BOVENLICHT  
DRAAIKIPRAAM  
STOLPRAAM  
GEINTEGREERDE STOLPRAAM  
DRAAIRAAM NAAR BUITENDRAAIEND  
DRAAIKIPRAAM HI -> STANDAARD  
DRAAIKIPRAAM HI -> HI+  
DRAAIKIPRAAM RC2  
DRAAIKIPRAAM RC3  
RAAMDEUR NAAR BINNENDRAAIEND  
RAAMDEUR DUBBEL NAAR BINNENDRAAIEND  
RAAMDEUR NAAR BUITENDRAAIEND  
RAAM NAAR BUITENDRAAIEND  
RAAMDEUR DUBBEL NAAR BUITENDRAAIEND  
SAMENGESTELDE DEUR BINNENDRAAIEND 'BORSTELAFS  
SAMENGESTELDE DEUR BUITENDRAAIEND 'BORSTELAFS  
SAMENGESTELDE DEUR HI -> HI+  
FRONT SLIDE  
DRAAIKIPRAAM  
SAMENGESTELD RAAM  
STOLPRAAM  
RAAMDEUR NAAR BINNENDRAAIEND  
RAAMDEUR DUBBEL NAAR BINNENDRAAIEND  
DRAAIKIPRAAM  
SAMENGESTELD RAAM  
STOLPRAAM  
RAAMDEUR NAAR BINNENDRAAIEND  
VENSTERDEUR NAAR BINNEN DRAAIEND

19H.C.102-104  
19H.E.001-003  
19H.E.004-005  
19H.E.006-007  
19H.E.008-009  
19H.E.010-011  
19H.E.012-013  
19H.E.014-015  
19H.E.016-017  
19H.E.018-019  
19H.E.020-021  
19H.E.022-023  
19H.E.024-025  
19H.E.026-027  
19H.E.028-029  
19H.E.030  
19H.E.031  
19H.E.032-033  
19H.E.034-037  
19H.E.038-041  
19H.E.042-043  
19H.E.044-049  
19H.E.050-051  
19H.E.052-053  
19H.E.054-055  
19H.E.056-057  
19H.E.058-059  
19H.E.060-061  
19H.E.062-063  
19H.E.064-065  
19H.E.066  
19H.E.067

## Montagetekeningen

RAAMDEUR DUBBEL NAAR BINNENDRAAIEND  
VERWERKINGSVOORSCHRIFTEN  
PROCESS FLOW  
KLEMBLOKKEN ZAAGMACHINE 095.D440.00  
KLEMBLOKKEN ZAAGMACHINE 095.B600.00  
KLEMBLOKKEN CNC MACHINES 095.B700.00  
KLEMBLOKKEN CNC MACHINES 095.E000.00  
KLEMBLOKKEN CNC MACHINES 095.C300.00  
ONTWATERING KADER RAMEN NAAR BINNENDRAAIEND  
ONTWATERING T-PROFIEL  
ONTWATERING KADER RAMEN NAAR BINNENDRAAIEND \

19H.E.068-070  
19H.F.001-040  
19H.F.041-043  
19H.F.044-045  
19H.F.046-047  
19H.F.048-049  
19H.F.050-051  
19H.F.052-053  
19H.F.054  
19H.F.055  
19H.F.056

ONTWATERING OMKEERKADER  
ONTWATERING VLEUGEL RAMEN NAAR BINNENDRAAIEND  
ONTWATERING RAAMDEUREN NAAR BINNENDRAAIEND  
ONTWATERING KADER RAMEN NAAR BUITENDRAAIEND  
ONTWATERING VLEUGEL RAMEN NAAR BUITENDRAAIEND  
ONTWATERING RAAMDEUREN NAAR BUITENDRAAIEND  
ONTWATERING KADER RAMEN NAAR BINNENDRAAIEND  
ONTWATERING T-PROFIEL  
ONTWATERING KADER RAMEN NAAR BINNENDRAAIEND V  
ONTWATERING VLEUGEL  
ONTWATERING VLEUGEL RAMEN NAAR BUITENDRAAIEND  
ONTWATERING RAAMDEUREN NAAR BINNENDRAAIEND  
ONTWATERING RAAMDEUREN NAAR BUITENDRAAIEND  
ONTWATERING KADER RAMEN NAAR BINNENDRAAIEND  
ONTWATERING T-PROFIEL  
ONTWATERING KADER RAMEN NAAR BINNENDRAAIEND V  
ONTWATERING VLEUGEL  
ONTWATERING VLEUGEL RAMEN NAAR BUITENDRAAIEND  
ONTWATERING RAAMDEUREN NAAR BINNENDRAAIEND  
ONTWATERING RAAMDEUREN NAAR BUITENDRAAIEND  
DECOMPRESSIE  
T-VERBINDER MET SCHROEF EN/OF NAGEL  
LIJMINJECTIE + HOEKVERBINDING 197.B600.00  
LIJMINJECTIE + HOEKVERBINDING 197.B700.00  
LIJMINJECTIE + HOEKVERBINDING  
STEUNHOEKEN  
HOEKENPERS 095.B500.00  
HOEKENPERS 095.H800.00  
MIDDENDICHTING  
MONTAGE STOLPPROFIEL  
GEINTEGREERDE STOLPRAAM  
RAAMDEUREN: KEUZE EINDSTUKKEN  
RAAMDEUR MET BORSTELAFSLUITING  
RAAMDEUR MET AUTOMATISCHE DEURDICHTING  
DUBBELE RAAMDEUR MET BORSTELAFSLUITING  
SAMENGESTELDE DEUR BINNENDRAAIEND 'BORSTELAFSL  
SAMENGESTELDE DEUR BUITENDRAAIEND 'BORSTELAFSL  
PLAATSING VAN ONDERDORPEL  
PLAATSING VAN VENSTERBANK  
PLAATSING VAN ONDERDORPEL MET ROLLUIKGELEIDER  
BEGLAZINGSTABELLEN HI/HI+  
BEGLAZINGSTABELLEN STANDARD

19H.F.057  
19H.F.058-059  
19H.F.060-061  
19H.F.062  
19H.F.063  
19H.F.064-065  
19H.F.066  
19H.F.067  
19H.F.068  
19H.F.069  
19H.F.070-071  
19H.F.072-073  
19H.F.074-075  
19H.F.076  
19H.F.077  
19H.F.078  
19H.F.079  
19H.F.080-081  
19H.F.082-083  
19H.F.084-085  
19H.F.086-087  
19H.F.088-091  
19H.F.092-093  
19H.F.094-095  
19H.F.096-101  
19H.F.102-103  
19H.F.104-111  
19H.F.112-117  
19H.F.118-121  
19H.F.122-123  
19H.F.124-125  
19H.F.126-127  
19H.F.128-131  
19H.F.132-133  
19H.F.134-135  
19H.F.136-139  
19H.F.140-143  
19H.F.144-147  
19H.F.148-149  
19H.F.150-151  
19H.F.152-153  
19H.F.154-155

## Toebehoren

BEGLAZINGSMETHODE  
OVERZICHT  
PERSHOEK  
PERSHOEK MET GAT  
SCHROEFHOEK  
NAGELHOEK  
HOEKVERBINDER  
STEUNHOEK  
T-VERBINDER  
AFDICHTINGSSTUK T-VERBINDING  
GLASSTEUN  
EINDSTUK T-PROFIEL  
STOLPSTUK  
BORSTELSTUK DEUR  
BINNENBEGLAZINGSDICHTING STANDARD  
BINNENBEGLAZINGSDICHTING HI/HI+  
BUITENBEGLAZINGSDICHTING  
MIDDENDICHTING STANDARD  
MIDDENDICHTING HI+  
AFDICHTING DORPEL  
ISOLATIE DICHTING HI/HI+  
ISOLEREND VULSTUK  
INBRAAKBEVEILIGING  
INSTEELSLOT  
KLEMBLOKKEN ZAAGMACHINE 095.B600.00  
KLEMBLOKKEN ZAAGMACHINE 095.D440.00  
KLEMBLOKKEN CNC MACHINES  
FREZEN  
BOORMAL HOEKVERBINDING  
BOORMAL ONTWATERING  
MULTIFUNCTIONELE MATRIJS  
PERSBLOK VOOR 095.H800.00  
MESSEN VOOR 095.H800.00  
PERSBLOK VOOR 095.B500.00  
MESSEN VOOR 095.B500.00  
LASMACHINE  
SNIJMAL MIDDENDICHTING

19H.F.156-158  
19H.G.001-004  
19H.G.005-008  
19H.G.009  
19H.G.010-011  
19H.G.012-013  
19H.G.014-016  
19H.G.017-018  
19H.G.019  
19H.G.020  
19H.G.021-022  
19H.G.023  
19H.G.024  
19H.G.025  
19H.G.026  
19H.G.027-028  
19H.G.029  
19H.G.030  
19H.G.031  
19H.G.032  
19H.G.033  
19H.G.034  
19H.G.035  
19H.G.036  
19H.G.037  
19H.G.038  
19H.G.039  
19H.G.040  
19H.G.041  
19H.G.042  
19H.G.043  
19H.G.044-046  
19H.G.047-048  
19H.G.049-050  
19H.G.051  
19H.G.052-053  
19H.G.054  
19H.G.055





## Sommaire

## Généralités

TABLE DES MATIERES

19H.001-008

## Généralités séries

LISTE DES SYMBOLES  
APERCU DU SYSTEME

19H.A.001-008  
19H.B.001-004

## Profilés

DIMENSIONS MAX.  
APERCU DES PROFILES  
APERCU DES PROFILES HI+  
APERCU DES PROFILES  
APERCU DES PROFILES Re  
APERCU DES PROFILES De  
APERCU DES PROFILES PORTES  
APERCU DES PROFILES FRONT SLIDE  
DORMANT  
DORMANT CW  
PROFILLE DE DILATATION  
PROFILLE INVERSION  
PROFILLE-Z  
OUVRANT FENETRE OUVRANT VERS L'INTERIEUR  
OUVRANT FENETRE OUVRANT VERS L'EXTERIEUR  
BATTEE CENTRALE FENETRE DOUBLE OUVRANTE  
TRAVERSE  
TRAVERSE RENFORCEE  
PROFILLE DE RENFORCEMENT  
TRAVERSE OUVRANT  
PETIT BOIS  
PROFILLE D'ELARGISSEMENT  
PARCLOSE FENETRE ET PORTE  
PARCLOSE DORMANT  
DORMANT CP  
PROFILLE DE RACCORDEMENT  
PROFILLE D'ANGLE 90°  
PROFILLE D'ANGLE 135°  
PROFILLE D'ANGLE VARIABLE  
PROFILLE DE FINITION  
SEUIL  
GUIDE A VOLET  
REJET D'EAU  
PROFIL DE DECORATION  
PROFILLE DE RACCORDEMENT PORTES-FENETRES  
PROFILLE DE RACCORDEMENT PORTES  
DORMANT  
OUVRANT FENETRE OUVRANT VERS L'INTERIEUR  
OUVRANT FENETRE OUVRANT VERS L'EXTERIEUR  
TRAVERSE  
BATTEE CENTRALE FENETRE DOUBLE OUVRANTE  
DORMANT  
OUVRANT FENETRE OUVRANT VERS L'INTERIEUR  
OUVRANT FENETRE OUVRANT VERS L'EXTERIEUR  
TRAVERSE  
SEUIL Re - De

19H.B.005-016  
19H.C.001-005  
19H.C.006-011  
19H.C.012-013  
19H.C.014-015  
19H.C.016-017  
19H.C.018  
19H.C.019-020  
19H.C.021-024  
19H.C.025  
19H.C.026-031  
19H.C.032  
19H.C.033-034  
19H.C.035-036  
19H.C.037  
19H.C.038-039  
19H.C.040-051  
19H.C.052-055  
19H.C.056  
19H.C.057-059  
19H.C.060  
19H.C.061-065  
19H.C.066-067  
19H.C.068  
19H.C.069-071  
19H.C.072-077  
19H.C.078  
19H.C.079  
19H.C.080  
19H.C.081  
19H.C.082-083  
19H.C.084-085  
19H.C.086  
19H.C.087  
19H.C.088  
19H.C.089  
19H.C.090  
19H.C.091-092  
19H.C.093  
19H.C.094  
19H.C.095  
19H.C.096  
19H.C.097-098  
19H.C.099  
19H.C.100  
19H.C.101

## Coupes et débits

FRONT SLIDE - PROFILES DE RACCORDEMENT  
APERCU FENETRES - PORTES  
FENETRE FIXE  
FENETRE FIXE COMPOSEE  
FENETRE FIXE AVEC SOUFFLET  
FENETRE OSCILLO-BATTANTE  
FENETRE DOUBLE OUVRANTE  
FENETRE DOUBLE OUVRANTE INTEGREE  
FENETRE OUVRANT A LA FRANCAISE OUVR. VERS L'EXT.  
FENETRE OSCILLO-BATTANTE HI -> STANDARD  
FENETRE OSCILLO-BATTANTE HI -> HI+  
FENETRE OSCILLO-BATTANTE RC2  
FENETRE OSCILLO-BATTANTE RC3  
PORTE-FENETRE OUVRANT VERS L'INTERIEUR  
PORTE-FENETRE DOUBLE OUVRANT VERS L'INTERIEUR  
PORTE-FENETRE A LA FRANCAISE VERS L'EXTERIEUR  
FENETRE OUVRANT VERS L'EXTERIEUR  
PORTE-FENETRE DOUBLE OUVRANT VERS L'EXTERIEUR  
PORTE COMPOSEE OUVRANT VERS L'INTERIEUR 'JOINT-B  
PORTE COMPOSEE OUVRANT VERS L'EXTERIEUR 'JOINT-E  
PORTE COMPOSEE HI -> HI+  
FRONT SLIDE  
FENETRE OSCILLO-BATTANTE  
FENETRE COMPOSEE  
FENETRE DOUBLE OUVRANTE  
PORTE-FENETRE OUVRANT VERS L'INTERIEUR  
PORTE-FENETRE DOUBLE OUVRANT VERS L'INTERIEUR  
FENETRE OSCILLO-BATTANTE  
FENETRE COMPOSEE  
FENETRE DOUBLE OUVRANTE  
PORTE-FENETRE OUVRANT VERS L'INTERIEUR  
PORTE-FENETRE DOUBLE OUVRANT VERS L'INTERIEUR  
PORTE-FENETRE OUVRANT VERS L'INTERIEUR  
PORTE-FENETRE OUVRANT VERS L'INTERIEUR

19H.C.102-104  
19H.E.001-003  
19H.E.004-005  
19H.E.006-007  
19H.E.008-009  
19H.E.010-011  
19H.E.012-013  
19H.E.014-015  
19H.E.016-017  
19H.E.018-019  
19H.E.020-021  
19H.E.022-023  
19H.E.024-025  
19H.E.026-027  
19H.E.028-029  
19H.E.030  
19H.E.031  
19H.E.032-033  
19H.E.034-037  
19H.E.038-041  
19H.E.042-043  
19H.E.044-049  
19H.E.050-051  
19H.E.052-053  
19H.E.054-055  
19H.E.056-057  
19H.E.058-059  
19H.E.060-061  
19H.E.062-063  
19H.E.064-065  
19H.E.066  
19H.E.067

## Fabrication et montage

PORTE-FENETRE DOUBLE OUVRANT VERS L'INTERIEUR  
PRESCRIPTIONS DE MISE EN OEUVRE  
PROCESS FLOW  
BLOCS DE SERRAGE SCIE CIRCULAIRE 095.D440.00  
BLOCS DE SERRAGE SCIE CIRCULAIRE 095.B600.00  
BLOCS DE SERRAGE CNC MACHINES 095.B700.00  
BLOCS DE SERRAGE CNC MACHINES 095.E000.00  
BLOCS DE SERRAGE CNC MACHINES 095.C300.00  
DRAINAGE DORMANT FENETRES OUVRANT VERS L'INTER  
DRAINAGE TRAVERSE  
DRAINAGE DORMANT FENETRES OUVRANT VERS L'INTER

19H.E.068-070  
19H.F.001-040  
19H.F.041-043  
19H.F.044-045  
19H.F.046-047  
19H.F.048-049  
19H.F.050-051  
19H.F.052-053  
19H.F.054  
19H.F.055  
19H.F.056

DRAINAGE PROFILE INVERSION  
DRAINAGE OUVRANT VERS L'INTERIEUR  
DRAINAGE PORTES-FENETRES OUVRANT VERS L'INT.  
DRAINAGE DORMANT FENETRES OUVRANT VERS L'EXTER  
DRAINAGE OUVRANT FENETRES OUVRANT VERS L'EXTER  
DRAINAGE PORTES-FENETRES OUVRANT VERS L'EXT.  
DRAINAGE DORMANT FENETRES OUVRANT VERS L'INTERI  
DRAINAGE TRAVERSE  
DRAINAGE DORMANT FENETRES OUVRANT VERS L'INTERI  
DRAINAGE OUVRANT  
DRAINAGE OUVRANT FENETRES OUVRANT VERS L'EXTER  
DRAINAGE PORTES-FENETRES OUVRANT VERS L'INT.  
DRAINAGE PORTES-FENETRES OUVRANT VERS L'EXT.  
DRAINAGE DORMANT FENETRES OUVRANT VERS L'INTERI  
DRAINAGE TRAVERSE  
DRAINAGE DORMANT FENETRES OUVRANT VERS L'INTERI  
DRAINAGE OUVRANT  
DRAINAGE OUVRANT FENETRES OUVRANT VERS L'EXTER  
DRAINAGE PORTES-FENETRES OUVRANT VERS L'INT.  
DRAINAGE PORTES-FENETRES OUVRANT VERS L'EXT.  
DECOMPRESSION  
JONCTION-T AVEC VIS ET/OU CHEVILLE  
INJECTION DE COLLE + EQUERRE A VISSER 197.B600.00  
INJECTION DE COLLE + EQUERRE A VISSER 197.B700.00  
INJECTION DE COLLE + EQUERRE A VISSER  
CALES DE FEUILLURE  
SERTISSEUSE 095.B500.00  
SERTISSEUSE 095.H800.00  
JOINT CENTRAL  
MONTAGE BATTLEMENT RAPPORTE  
FENETRE DOUBLE OUVRANTE INTEGREE  
PORTES-FENETRES: CHOIX, PIECES FINALES  
PORTE-FENETRE AVEC JOINT-BROSSE  
PORTE-FENETRE AVEC JOINT DE PORTE-AUTOMATIQUE  
PORTE-FENETRE DOUBLE AVEC JOINT-BROSSE  
PORTE COMPOSEE OUVRANT VERS L'INTERIEUR 'JOINT-BF  
PORTE COMPOSEE OUVRANT VERS L'EXTERIEUR 'JOINT-B  
FINITION LATERALE SEUIL  
MONTAGE BAVETTE  
FINITION LATERALE SEUIL AVEC GUIDAGE VOLET  
TABLEAUX DE VITRAGE HI/HI+  
TABLEAUX DE VITRAGE STANDARD

19H.F.057  
19H.F.058-059  
19H.F.060-061  
19H.F.062  
19H.F.063  
19H.F.064-065  
19H.F.066  
19H.F.067  
19H.F.068  
19H.F.069  
19H.F.070-071  
19H.F.072-073  
19H.F.074-075  
19H.F.076  
19H.F.077  
19H.F.078  
19H.F.079  
19H.F.080-081  
19H.F.082-083  
19H.F.084-085  
19H.F.086-087  
19H.F.088-091  
19H.F.092-093  
19H.F.094-095  
19H.F.096-101  
19H.F.102-103  
19H.F.104-111  
19H.F.112-117  
19H.F.118-121  
19H.F.122-123  
19H.F.124-125  
19H.F.126-127  
19H.F.128-131  
19H.F.132-133  
19H.F.134-135  
19H.F.136-139  
19H.F.140-143  
19H.F.144-147  
19H.F.148-149  
19H.F.150-151  
19H.F.152-153  
19H.F.154-155

## Accessoires

METHODE DE VITRAGE  
APERCU  
EQUERRE A SERTIR  
EQUERRE A SERTIR AVEC FORAGE  
EQUERRE A VISSER  
EQUERRE AVEC CHEVILLE  
EQUERRE  
CALE DE FEUILLURE  
JONCTION-T  
PIECE D'ETANCHEITE RACCORDEMENT-T  
SUPPORT CALE DE VITRAGE  
PIECE FINALE TRAVERSE  
PIECE DOUBLE OUVRANT  
SUPPORT DE BROUSSE PORTE  
JOINT DE VITRAGE INTERIEUR STANDARD  
JOINT DE VITRAGE INTERIEUR HI/HI+  
JOINT DE VITRAGE EXTERIEUR  
JOINT CENTRAL STANDARD  
JOINT CENTRAL HI+  
JOINT CENTRAL HI  
PROFILLE LATERAL BAVETTE  
JOINT D'ISOLATION HI/HI+  
PIECE DE REMPLISSAGE ISOLEE  
PIECE ANTI-VOL  
CREMONE SERRURE  
BLOCS DE SERRAGE SCIE CIRCULAIRE 095.B600.00  
BLOCS DE SERRAGE SCIE CIRCULAIRE 095.D440.00  
BLOCS DE SERRAGE CNC MACHINES  
FRAISE  
CALIBRE DE PERCAGE EQUERRE  
CALIBRE DE PERCAGE DRAINAGE  
MATRICE MULTIFONCTIONNELLE  
ENCLUME POUR 095.H800.00  
COUTEAUX POUR 095.H800.00  
ENCLUME POUR 095.B500.00  
COUTEAUX POUR 095.B500.00  
MACHINE A SOUDER  
GABARIT A COUPER JOINT CENTRAL

19H.F.156-158  
19H.G.001-004  
19H.G.005-008  
19H.G.009  
19H.G.010-011  
19H.G.012-013  
19H.G.014-016  
19H.G.017-018  
19H.G.019  
19H.G.020  
19H.G.021-022  
19H.G.023  
19H.G.024  
19H.G.025  
19H.G.026  
19H.G.027-028  
19H.G.029  
19H.G.030  
19H.G.031  
19H.G.032  
19H.G.033  
19H.G.034  
19H.G.035  
19H.G.036  
19H.G.037  
19H.G.038  
19H.G.039  
19H.G.040  
19H.G.041  
19H.G.042  
19H.G.043  
19H.G.044-046  
19H.G.047-048  
19H.G.049-050  
19H.G.051  
19H.G.052-053  
19H.G.054  
19H.G.055





## Content

## General Information

TABLE OF CONTENTS 19H.001-008

## General Information System

LIST OF SYMBOLS 19H.A.001-008  
SYSTEM OVERVIEW DOORS 19H.B.001-004

## Profiles

MAX. SIZES 19H.B.005-016  
PROFILE OVERVIEW 19H.C.001-005  
PROFILE OVERVIEW HI+ 19H.C.006-011  
PROFILE OVERVIEW 19H.C.012-013  
PROFILE OVERVIEW Re 19H.C.014-015  
PROFILE OVERVIEW De 19H.C.016-017  
PROFILE OVERVIEW DOORS 19H.C.018  
PROFILE OVERVIEW FRONT SLIDE 19H.C.019-020  
OUTER FRAME 19H.C.021-024  
OUTER FRAME CW 19H.C.025  
EXPANSION PROFILE 19H.C.026-031  
CHANGEOVER PROFILE 19H.C.032  
Z-PROFILE 19H.C.033-034  
VENT WINDOW INWARD OPENING 19H.C.035-036  
WINDOW VENT OUTWARD OPENING 19H.C.037  
DOUBLE CASEMENT PROFILE 19H.C.038-039  
TRANSOM-MULLION 19H.C.040-051  
TRANSOM-MULLION REINFORCED 19H.C.052-055  
REINFORCEMENT PROFILE 19H.C.056  
TRANSOM-MULLION VENT 19H.C.057-059  
GEORGIAN BAR 19H.C.060  
ENLARGING PROFILE 19H.C.061-065  
GLAZING BEAD WINDOW AND DOOR 19H.C.066-067  
GLAZING BEAD OUTER FRAME 19H.C.068  
OUTER FRAME CP 19H.C.069-071  
CONNECTION PROFILE 19H.C.072-077  
CORNER PROFILE 90° 19H.C.078  
CORNER PROFILE 135° 19H.C.079  
VARIABLE CORNER PROFILE 19H.C.080  
WALL FINISHING PROFILE 19H.C.081  
SILL 19H.C.082-083  
SHUTTER GUIDE 19H.C.084-085  
DRIP CAP 19H.C.086  
DECORATION PROFILE 19H.C.087  
ADDITIONAL PROFILE WINDOW-DOORS 19H.C.088  
ADDITIONAL PROFILE DOORS 19H.C.089  
OUTER FRAME 19H.C.090  
VENT WINDOW INWARD OPENING 19H.C.091-092  
WINDOW VENT OUTWARD OPENING 19H.C.093  
TRANSOM-MULLION 19H.C.094  
DOUBLE CASEMENT PROFILE 19H.C.095  
OUTER FRAME 19H.C.096  
VENT WINDOW INWARD OPENING 19H.C.097-098  
WINDOW VENT OUTWARD OPENING 19H.C.099  
TRANSOM-MULLION 19H.C.100  
SILL Re - De 19H.C.101

## Work drawings

FRONT SLIDE - ADDITIONAL PROFILES 19H.C.102-104  
OVERVIEW WINDOWS - DOORS 19H.E.001-003  
FIXED WINDOW 19H.E.004-005  
COMBINED FIXED WINDOW 19H.E.006-007  
FIXED WINDOW FRAME WITH VENT 19H.E.008-009  
TURN AND TILT WINDOW 19H.E.010-011  
DOUBLE CASEMENT WINDOW 19H.E.012-013  
INTEGRATED DOUBLE CASEMENT WINDOW 19H.E.014-015  
SIDE-HUNG WINDOW OUTWARD OPENING 19H.E.016-017  
TURN AND TILT WINDOW HI -> STANDARD 19H.E.018-019  
TURN AND TILT WINDOW HI -> HI+ 19H.E.020-021  
TURN AND TILT WINDOW RC2 19H.E.022-023  
TURN AND TILT WINDOW RC3 19H.E.024-025  
WINDOW-DOOR INWARD OPENING 19H.E.026-027  
WINDOW-DOOR DOUBLE INWARD OPENING 19H.E.028-029  
WINDOW-DOOR OUTWARD OPENING 19H.E.030  
WINDOW OUTWARD OPENING 19H.E.031  
WINDOW-DOOR DOUBLE OUTWARD OPENING 19H.E.032-033  
COMBINED DOOR INWARD OPENING 'BRUSH' 19H.E.034-037  
COMBINED DOOR OUTWARD OPENING 'BRUSH' 19H.E.038-041  
COMBINED DOOR HI -> HI+ 19H.E.042-043  
FRONT SLIDE 19H.E.044-049  
TURN AND TILT WINDOW 19H.E.050-051  
COMPOSITE WINDOW 19H.E.052-053  
DOUBLE CASEMENT WINDOW 19H.E.054-055  
WINDOW-DOOR INWARD OPENING 19H.E.056-057  
WINDOW-DOOR DOUBLE INWARD OPENING 19H.E.058-059  
TURN AND TILT WINDOW 19H.E.060-061  
COMPOSITE WINDOW 19H.E.062-063  
DOUBLE CASEMENT WINDOW 19H.E.064-065  
WINDOW-DOOR INWARD OPENING 19H.E.066  
WINDOW-DOOR INWARD OPENING 19H.E.067

## Assembly drawings

WINDOW-DOOR DOUBLE INWARD OPENING 19H.E.068-070  
PROCESSING DATA 19H.F.001-040  
PROCESS FLOW 19H.F.041-043  
CLAMP BLOCKS SAW 095.D440.00 19H.F.044-045  
CLAMP BLOCKS SAW 095.B600.00 19H.F.046-047  
CLAMP BLOCKS CNC MACHINERY 095.B700.00 19H.F.048-049  
CLAMP BLOCKS CNC MACHINERY 095.E000.00 19H.F.050-051  
CLAMP BLOCKS CNC MACHINERY 095.C300.00 19H.F.052-053  
DRAINAGE OUTER FRAME INWARD OPENING WINDOWS 19H.F.054  
DRAINAGE TRANSOM-MULLION 19H.F.055  
DRAINAGE OUTER FRAME INWARD OPENING WINDOWS HI 19H.F.056

DRAINAGE CHANGEOVER PROFILE 19H.F.057  
DRAINAGE VENT WINDOWS INWARD OPENING 19H.F.058-059  
DRAINAGE WINDOW-DOORS INWARD OPENING 19H.F.060-061  
DRAINAGE OUTER FRAME OUTWARD OPENING WINDOWS 19H.F.062  
DRAINAGE VENT OUTWARD OPENING WINDOWS 19H.F.063  
DRAINAGE WINDOW-DOORS OUTWARD OPENING 19H.F.064-065  
DRAINAGE OUTER FRAME INWARD OPENING WINDOWS 19H.F.066  
DRAINAGE TRANSOM-MULLION 19H.F.067  
DRAINAGE OUTER FRAME INWARD OPENING WINDOWS HI 19H.F.068  
DRAINAGE VENT 19H.F.069  
DRAINAGE VENT OUTWARD OPENING WINDOWS 19H.F.070-071  
DRAINAGE WINDOW-DOORS INWARD OPENING 19H.F.072-073  
DRAINAGE WINDOW-DOORS OUTWARD OPENING 19H.F.074-075  
DRAINAGE OUTER FRAME INWARD OPENING WINDOWS 19H.F.076  
DRAINAGE TRANSOM-MULLION 19H.F.077  
DRAINAGE OUTER FRAME INWARD OPENING WINDOWS HI 19H.F.078  
DRAINAGE VENT 19H.F.079  
DRAINAGE VENT OUTWARD OPENING WINDOWS 19H.F.080-081  
DRAINAGE WINDOW-DOORS INWARD OPENING 19H.F.082-083  
DRAINAGE WINDOW-DOORS OUTWARD OPENING 19H.F.084-085  
DECOMPRESSION 19H.F.086-087  
T-BRACKET WITH SCREW AND/OR DRIVE PIN 19H.F.088-091  
GLUE INJECTION + CORNER CLEAT 197.B600.00 19H.F.092-093  
GLUE INJECTION + CORNER CLEAT 197.B700.00 19H.F.094-095  
GLUE INJECTION + CORNER CLEAT 19H.F.096-101  
REBATE SUPPORTS 19H.F.102-103  
CRIMPING MACHINE 095.B500.00 19H.F.104-111  
CRIMPING MACHINE 095.H800.00 19H.F.112-117  
CENTRAL GASKET 19H.F.118-121  
ASSEMBLY DOUBLE CASEMENT PROFILE 19H.F.122-123  
INTEGRATED DOUBLE CASEMENT WINDOW 19H.F.124-125  
WINDOW-DOORS SELECTION END PIECES 19H.F.126-127  
WINDOW-DOOR WITH BRUSH 19H.F.128-131  
WINDOW-DOOR OPENING WITH AUTOMATIC DOOR LATCH 19H.F.132-133  
DOUBLE WINDOW-DOOR WITH BRUSH 19H.F.134-135  
COMBINED DOOR INWARD OPENING 'BRUSH' 19H.F.136-139  
COMBINED DOOR OUTWARD OPENING 'BRUSH' 19H.F.140-143  
SEALING SILL/THRESHOLD 19H.F.144-147  
SEALING SILL WITH ROLLER SHUTTER GUIDE 19H.F.148-149  
GLAZING TABLES HI/HI+ 19H.F.150-151  
GLAZING TABLES STANDARD 19H.F.152-153  
GLAZING TABLES STANDARD 19H.F.154-155

## Accessories

GLAZING METHOD OVERVIEW 19H.F.156-158  
CRIMP CORNER CLEAT 19H.G.001-004  
CRIMP CORNER CLEAT WITH HOLE 19H.G.005-008  
SCREW CORNER CLEAT 19H.G.009  
CORNER CLEAT WITH DRIVE PIN 19H.G.010-011  
CORNER CLEAT 19H.G.012-013  
REBATE SUPPORT 19H.G.014-016  
T-BRACKET 19H.G.017-018  
SEALING PIECE T-CONNECTION 19H.G.019  
GLASS SUPPORT 19H.G.020  
END PART TRANSOM-MULLION 19H.G.021-022  
DOUBLE CASEMENT PIECE 19H.G.023  
BRUSHHOLDER DOOR 19H.G.024  
INNER GLAZING GASKET STANDARD 19H.G.025  
INNER GLAZING GASKET HI/HI+ 19H.G.026  
OUTER GLAZING GASKET 19H.G.027-028  
CENTRAL GASKET STANDARD 19H.G.029  
CENTRAL GASKET HI 19H.G.030  
CENTRAL GASKET HI+ 19H.G.031  
END PIECE SILL 19H.G.032  
INSULATION GASKET HI/HI+ 19H.G.033  
INSULATING FILLING PIECE 19H.G.034  
SECURITY DEVICE 19H.G.035  
INTERNAL LOCKING SYSTEM 19H.G.036  
CLAMP BLOCKS SAW 095.B600.00 19H.G.037  
CLAMP BLOCKS SAW 095.D440.00 19H.G.038  
CLAMP BLOCKS CNC MACHINERY 19H.G.039  
MILLING HEADS 19H.G.040  
BORING JIG CORNER CLEAT 19H.G.041  
BORING JIG DRAINAGE 19H.G.042  
MULTIFUNCTIONAL PUNCH TOOL 19H.G.043  
PRESS BLOCK FOR 095.H800.00 19H.G.044-046  
KNIVES FOR 095.H800.00 19H.G.047-048  
PRESS BLOCK FOR 095.B500.00 19H.G.049-050  
KNIVES FOR 095.B500.00 19H.G.051  
WELDING MACHINE 19H.G.052-053  
CUTTING JIG CENTRAL GASKET 19H.G.054  
19H.G.055





## Inhalt

## Allgemeine Information

INHALTSANGABE 19H.001-008

## Allgemeine Information Systeme

ZEICHENERKLAERUNG 19H.A.001-008  
SYSTEMUEBERSICHT 19H.B.001-004

## Profile

MAX. ABMESSUNGEN 19H.B.005-016  
PROFILUEBERSICHT 19H.C.001-005  
PROFILUEBERSICHT HI+ 19H.C.006-011  
PROFILUEBERSICHT 19H.C.012-013  
PROFILUEBERSICHT Re 19H.C.014-015  
PROFILUEBERSICHT De 19H.C.016-017  
PROFILUEBERSICHT TUEREN 19H.C.018  
PROFILUEBERSICHT FRONT SLIDE 19H.C.019-020  
BLENDRAHMEN 19H.C.021-024  
BLENDRAHMEN CW 19H.C.025  
AUSDEHNUNGSPROFIL 19H.C.026-031  
WECHSELPROFIL 19H.C.032  
Z-PROFIL 19H.C.033-034  
FLUEGEL FENSTER NACH INNEN OEFFNEND 19H.C.035-036  
FENSTERFLUEGEL NACH AUSSEN OEFFNEND 19H.C.037  
STULPPROFIL 19H.C.038-039  
SPROSSE 19H.C.040-051  
SPROSSE VERSTAERKT 19H.C.052-055  
VERSTAERKUNGSPROFIL 19H.C.056  
FLUEGELSPROSSE 19H.C.057-059  
ZIERSPROSSE 19H.C.060  
VERBREITERUNGSPROFIL 19H.C.061-065  
GLASLEISTE FENSTER UND TUER 19H.C.066-067  
GLASLEISTE BLENDRAHMEN 19H.C.068  
BLENDRAHMEN CP 19H.C.069-071  
KUPPLUNGSPROFIL 19H.C.072-077  
ECKPROFIL 90° 19H.C.078  
ECKPROFIL 135° 19H.C.079  
VARIABLES ECKPROFIL 19H.C.080  
AUSFUEHRUNGSPROFIL 19H.C.081  
BASISPROFIL 19H.C.082-083  
ROLLADENFUEHRUNG 19H.C.084-085  
WETTERSCHENKEL 19H.C.086  
DEKORATIONSPROFIL 19H.C.087  
ZUSATZPROFIL FENSTERTUEREN 19H.C.088  
ZUSATZPROFIL TUEREN 19H.C.089  
BLENDRAHMEN 19H.C.090  
FLUEGEL FENSTER NACH INNEN OEFFNEND 19H.C.091-092  
FENSTERFLUEGEL NACH AUSSEN OEFFNEND 19H.C.093  
SPROSSE 19H.C.094  
STULPPROFIL 19H.C.095  
BLENDRAHMEN 19H.C.096  
FLUEGEL FENSTER NACH INNEN OEFFNEND 19H.C.097-098  
FENSTERFLUEGEL NACH AUSSEN OEFFNEND 19H.C.099  
SPROSSE 19H.C.100  
BASISPROFIL Re - De 19H.C.101

## Werkzeichnungen

FRONT SLIDE - ZUSATZPROFILE 19H.C.102-104  
UEBERSICHT FENSTER - TUEREN 19H.E.001-003  
FESTVERGLASUNG 19H.E.004-005  
KOMBINIERTE FESTVERGLASUNG 19H.E.006-007  
FENSTER MIT OBERLICHT 19H.E.008-009  
DREHKIPPFENSTER 19H.E.010-011  
STULP-DREHFENSTER 19H.E.012-013  
INTEGRIERTE STULP-DREHFENSTER 19H.E.014-015  
DREHFENSTER NACH AUSSEN OEFFNEND 19H.E.016-017  
DREHKIPPFENSTER HI -> STANDARD 19H.E.018-019  
DREHKIPPFENSTER HI -> HI+ 19H.E.020-021  
DREHKIPPFENSTER RC2 19H.E.022-023  
DREHKIPPFENSTER RC3 19H.E.024-025  
FENSTERTUER NACH INNEN OEFFNEND 19H.E.026-027  
FENSTERTUER ZWEIFLUEGELIG NACH INNEN OEFFNEND 19H.E.028-029  
FENSTERTUER NACH AUSSEN OEFFNEND 19H.E.030  
FENSTER NACH AUSSEN OEFFNEND 19H.E.031  
FENSTERTUER ZWEIFLUEGELIG NACH AUSSEN OEFFNEND 19H.E.032-033  
KOMBINIERTE TUER NACH INN. OEFFNEND 'BUERSTENDIC 19H.E.034-037  
KOMBINIERTE TUER NACH AUSS. OEFFNEND 'BUERSTENI 19H.E.038-041  
KOMBINIERTE TUER HI -> HI+ 19H.E.042-043  
FRONT SLIDE 19H.E.044-049  
DREHKIPPFENSTER 19H.E.050-051  
FENSTER MIT FESTEM PFOSTEN 19H.E.052-053  
STULP-DREHFENSTER 19H.E.054-055  
FENSTERTUER NACH INNEN OEFFNEND 19H.E.056-057  
FENSTERTUER ZWEIFLUEGELIG NACH INNEN OEFFNEND 19H.E.058-059  
DREHKIPPFENSTER 19H.E.060-061  
FENSTER MIT FESTEM PFOSTEN 19H.E.062-063  
STULP-DREHFENSTER 19H.E.064-065  
FENSTERTUER NACH INNEN OEFFNEND 19H.E.066  
FENSTERTUER NACH AUSSEN OEFFNEND 19H.E.067

## Montagezeichnungen

FENSTERTUER ZWEIFLUEGELIG NACH INNEN OEFFNEND 19H.E.068-070  
VERARBEITUNGSVORSCHRIFTEN 19H.F.001-040  
PROCESS FLOW 19H.F.041-043  
SPANNBACKEN SAEGE 095.D440.00 19H.F.044-045  
SPANNBACKEN SAEGE 095.B600.00 19H.F.046-047  
SPANNBACKEN CNC MASCHINEN 095.B700.00 19H.F.048-049  
SPANNBACKEN CNC MASCHINEN 095.E000.00 19H.F.050-051  
SPANNBACKEN CNC MASCHINEN 095.C300.00 19H.F.052-053  
ENTWASSERUNG BLENDRAHMEN FENSTER NACH INNEN 19H.F.054  
ENTWASSERUNG SPROSSE 19H.F.055  
ENTWASSERUNG BLENDRAHMEN FENSTER NACH INNEN 19H.F.056







ENTWASSERUNG WECHSELPROFIL 19H.F.057  
ENTWASSERUNG FLUEGEL FENSTER NACH INNEN OEFFN 19H.F.058-059  
ENTWASSERUNG FENSTERTUEREN NACH INNEN OEFFNE 19H.F.060-061  
ENTWASSERUNG BLENDRAHMEN FENSTER NACH AUSSE 19H.F.062  
ENTWASSERUNG FLUEGEL FENSTER NACH AUSSEN OEFF 19H.F.063  
ENTWASSERUNG FENSTERTUEREN NACH AUSSEN OEFF 19H.F.064-065  
ENTWASSERUNG BLENDRAHMEN FENSTER NACH INNEN 19H.F.066  
ENTWASSERUNG SPROSSE 19H.F.067  
ENTWASSERUNG BLENDRAHMEN FENSTER NACH INNEN 19H.F.068  
ENTWASSERUNG FLUEGEL 19H.F.069  
ENTWASSERUNG FLUEGEL FENSTER NACH AUSSEN OEFF 19H.F.070-071  
ENTWASSERUNG FENSTERTUEREN NACH INNEN OEFFNE 19H.F.072-073  
ENTWASSERUNG FENSTERTUEREN NACH AUSSEN OEFF 19H.F.074-075  
ENTWASSERUNG BLENDRAHMEN FENSTER NACH INNEN 19H.F.076  
ENTWASSERUNG SPROSSE 19H.F.077  
ENTWASSERUNG BLENDRAHMEN FENSTER NACH INNEN 19H.F.078  
ENTWASSERUNG FLUEGEL 19H.F.079  
ENTWASSERUNG FLUEGEL FENSTER NACH AUSSEN OEFF 19H.F.080-081  
ENTWASSERUNG FENSTERTUEREN NACH INNEN OEFFNE 19H.F.082-083  
ENTWASSERUNG FENSTERTUEREN NACH AUSSEN OEFF 19H.F.084-085  
DEKOMPRESSION 19H.F.086-087  
T-VERBINDER MIT SCHRAUBE UND/ODER STIFT 19H.F.088-091  
ECKVERBINDER + KLEBERINJEKTION + ECKVERBINDER 19 19H.F.092-093  
KLEBERINJEKTION + ECKVERBINDER 197.B700.00 19H.F.094-095  
KLEBERINJEKTION + ECKVERBINDER 19H.F.096-101  
ECKWINKEL GLASANSCHLAG 19H.F.102-103  
ECKVERBINDUNGSMASCHINE 095.B500.00 19H.F.104-111  
ECKVERBINDUNGSMASCHINE 095.H800.00 19H.F.112-117  
MITTELDICHTUNG 19H.F.118-121  
MONTAGE STULPPROFIL 19H.F.122-123  
INTEGRIERTE STULP-DREHFENSTER 19H.F.124-125  
FENSTERTUEREN, AUSWAHL ENDKAPPEN 19H.F.126-127  
FENSTERTUER MIT BUERSTENDICHTUNG 19H.F.128-131  
ZWEIFLUEGELIGE FENSTERTUER MIT BUERSTENDICHTUNG 19H.F.132-133  
KOMBINIERTE TUER NACH INN. OEFFNEND 'BUERSTENDI 19H.F.134-135  
KOMBINIERTE TUER NACH AUSS. OEFFNEND 'BUERSTEND 19H.F.136-139  
MONTAGE WETTERSCHENKEL 19H.F.140-143  
MONTAGE FENSTERBANK 19H.F.144-147  
MONTAGE BASISPROFIL-FENSTERBANK-ROLLADENFUEHR 19H.F.148-149  
VERGLASUNGSTABELLE HI/HI+ 19H.F.150-151  
VERGLASUNGSTABELLE STANDARD 19H.F.152-153  
19H.F.154-155




## Zubehör







VERGLASUNGSWEISE 19H.F.156-158  
UEBERSICHT 19H.G.001-004  
PRESSECKWINKEL 19H.G.005-008  
PRESSECKWINKEL MIT BOHRUNG 19H.G.009  
SCHRAUBECKWINKEL 19H.G.010-011  
ECKWINKEL MIT STIFT 19H.G.012-013  
ECKVERBINDER 19H.G.014-016  
ECKWINKEL 19H.G.017-018  
T-VERBINDER 19H.G.019  
ABDICHTUNG T-VERBINDER 19H.G.020  
GLASAUFCLAGEPROFIL 19H.G.021-022  
ENDKAPPE SPROSSE 19H.G.023  
STULPSTUECK 19H.G.024  
BUERSTENHALTER TUER 19H.G.025  
INNENVERGLASUNGSDICHTUNG STANDARD 19H.G.026  
INNENVERGLASUNGSDICHTUNG HI/HI+ 19H.G.027-028  
AUSSENVERGLASUNGSDICHTUNG 19H.G.029  
MITTELDICHTUNG STANDARD 19H.G.030  
MITTELDICHTUNG HI 19H.G.031  
MITTELDICHTUNG HI+ 19H.G.032  
ENDSTUECK FUER FENSTERBANK 19H.G.033  
ISOLATION DICHTUNG HI/HI+ 19H.G.034  
ISOLIERENDES FUELLSTUECK 19H.G.035  
EINBRUCHSICHERUNG 19H.G.036  
EINSTECKGETRIEBE 19H.G.037  
SPANNBACKEN SAEGE 095.B600.00 19H.G.038  
SPANNBACKEN SAEGE 095.D440.00 19H.G.039  
SPANNBACKEN CNC MASCHINEN 19H.G.040  
FRAESE 19H.G.041  
BOHRLEHRE ECKVERBINDER 19H.G.042  
BOHRLEHRE ENTWASSERUNG 19H.G.043  
MEHRZWECKSTANZWERKZEUG 19H.G.044-046  
PRESSBLOCK FUER 095.H800.00 19H.G.047-048  
MESSER FUER 095.H800.00 19H.G.049-050  
PRESSBLOCK FUER 095.B500.00 19H.G.051  
MESSER FUER 095.B500.00 19H.G.052-053  
SCHWEISSMASCHINEN 19H.G.054  
SCHNEIDLEHRE MITTELDICHTUNG 19H.G.055





					
19H.A.001	02/2016	D0099740	19H.C.050	02/2016	D0098855
19H.A.002	02/2016	D0099741	19H.C.051	02/2016	D0098856
19H.A.003	02/2016	D0099742	19H.C.052	02/2016	D0098857
19H.A.004	02/2016	D0099743	19H.C.053	02/2016	D0098858
19H.A.005	02/2016	D0099744	19H.C.054	02/2016	D0098859
19H.A.006	02/2016	D0099745	19H.C.055	02/2016	D0099444
19H.A.007	02/2016	D0099746	19H.C.056	02/2016	D0099425
19H.A.008	02/2016		19H.C.057	02/2016	D0098691
19H.B.001	02/2016	TI.089.H19A.00-EN	19H.C.058	02/2016	D0098724
19H.B.005	02/2016	D0099501	19H.C.059	02/2016	D0098723
19H.B.006	02/2016	D0099500	19H.C.060	02/2016	D0099426
19H.B.007	02/2016	D0099499	19H.C.061	02/2016	D0098702
19H.B.008	02/2016	D0099498	19H.C.062	02/2016	D0099280
19H.B.009	02/2016	D0099497	19H.C.063	02/2016	D0098703
19H.B.010	02/2016	D0099495	19H.C.064	02/2016	D0099420
19H.B.011	02/2016	D0099502	19H.C.065	02/2016	D0099446
19H.B.012	02/2016	D0099503	19H.C.066	02/2016	D2000901
19H.B.013	02/2016	D0099504	19H.C.067	02/2016	D2000903
19H.B.014	02/2016	D0099587	19H.C.068	02/2016	D2000904
19H.B.015	02/2016	D0099505	19H.C.069	02/2016	D0099112
19H.B.016	02/2016		19H.C.070	02/2016	D0098849
19H.C.001	02/2016	D2000920	19H.C.071	02/2016	D0099116
19H.C.002	02/2016	D2000926	19H.C.072	02/2016	D0098848
19H.C.003	02/2016	D2000923	19H.C.073	02/2016	D0098860
19H.C.004	02/2016	D2000928	19H.C.074	02/2016	D0099453
19H.C.005	02/2016	D2000930	19H.C.075	02/2016	D0098861
19H.C.006	02/2016	D2000922	19H.C.076	02/2016	D0099454
19H.C.007	02/2016	D2000927	19H.C.077	02/2016	D0098862
19H.C.008	02/2016	D2000924	19H.C.078	02/2016	D0099433
19H.C.009	02/2016	D2000929	19H.C.079	02/2016	D0099434
19H.C.010	02/2016	D2000931	19H.C.080	02/2016	D0099432
19H.C.011	02/2016	D0099414	19H.C.081	02/2016	D0099428
19H.C.012	02/2016	D0099411	19H.C.082	02/2016	D0098705
19H.C.013	02/2016	D0099427	19H.C.083	02/2016	D2000968
19H.C.014	02/2016	D2000932	19H.C.084	02/2016	D0099429
19H.C.015	02/2016	D0099415	19H.C.085	02/2016	D0099430
19H.C.016	02/2016	D2000933	19H.C.086	02/2016	D0099431
19H.C.017	02/2016	D0099416	19H.C.087	02/2016	D0099422
19H.C.018	02/2016	D2000934	19H.C.088	02/2016	D0098713
19H.C.019	02/2016		19H.C.089	02/2016	D0098704
19H.C.020	02/2016	D0099514	19H.C.090	02/2016	D0098867
19H.C.021	02/2016	D0098675	19H.C.091	02/2016	D0098875
19H.C.022	02/2016	D0098676	19H.C.092	02/2016	D0098876
19H.C.023	02/2016	D0098677	19H.C.093	02/2016	D2000951
19H.C.024	02/2016	D0098714	19H.C.094	02/2016	D0098879
19H.C.025	02/2016	D0098678	19H.C.095	02/2016	D2000953
19H.C.026	02/2016	D0098706	19H.C.096	02/2016	D0098869
19H.C.027	02/2016	D0098708	19H.C.097	02/2016	D0098871
19H.C.028	02/2016	D0099272	19H.C.098	02/2016	D0098872
19H.C.029	02/2016	D0098709	19H.C.099	02/2016	D2000952
19H.C.030	02/2016	D0098887	19H.C.100	02/2016	D0098881
19H.C.031	02/2016	D0099417	19H.C.101	02/2016	D0099447
19H.C.032	02/2016	D0099445	19H.C.102	02/2016	D2000936
19H.C.033	02/2016	D0098846	19H.C.103	02/2016	D2000935
19H.C.034	02/2016	D0098847	19H.C.104	02/2016	
19H.C.035	02/2016	D0098693	19H.E.001	02/2016	
19H.C.036	02/2016	D0098694	19H.E.002	02/2016	D0099714
19H.C.037	02/2016	D0098695	19H.E.004	02/2016	D2001031
19H.C.038	02/2016	D0098700	19H.E.006	02/2016	D2001032
19H.C.039	02/2016	D0098696	19H.E.008	02/2016	D2001033
19H.C.040	02/2016	D0098683	19H.E.010	02/2016	D0099634
19H.C.041	02/2016	D0098684	19H.E.012	02/2016	D2001001
19H.C.042	02/2016	D0099135	19H.E.014	02/2016	D2001002
19H.C.043	02/2016	D0098685	19H.E.016	02/2016	D2001003
19H.C.044	02/2016	D0098686	19H.E.018	02/2016	D2001010
19H.C.045	02/2016	D0098715	19H.E.020	02/2016	D2001011
19H.C.046	02/2016	D0098728	19H.E.022	02/2016	D2001012
19H.C.047	02/2016	D0098852	19H.E.024	02/2016	D2001013
19H.C.048	02/2016	D0098853	19H.E.026	02/2016	D2001018
19H.C.049	02/2016	D0098854	19H.E.028	02/2016	D2001019

					
19H.E.030	02/2016	D2001022	19H.F.130	02/2016	D0099666
19H.E.032	02/2016	D2001023	19H.F.132	02/2016	D0099669
19H.E.034	02/2016	D2001024	19H.F.134	02/2016	D0099671
19H.E.036	02/2016	D2001025	19H.F.136	02/2016	D0099678
19H.E.038	02/2016	D2001026	19H.F.138	02/2016	D0099680
19H.E.040	02/2016	D2001027	19H.F.140	02/2016	D0099681
19H.E.042	02/2016	D2001029	19H.F.142	02/2016	D0099683
19H.E.044	02/2016	D2001015	19H.F.144	02/2016	D0099685
19H.E.046	02/2016	D2001016	19H.F.146	02/2016	D0099691
19H.E.048	02/2016	D2001017	19H.F.148	02/2016	D0099697
19H.E.050	02/2016	D2001004	19H.F.150	02/2016	D0099687
19H.E.052	02/2016	D2001005	19H.F.152	02/2016	D0099702
19H.E.054	02/2016	D2001006	19H.F.154	02/2016	D0099706
19H.E.056	02/2016	D2001028	19H.F.156	02/2016	D0099707
19H.E.058	02/2016	D2001030	19H.F.158	02/2016	
19H.E.060	02/2016	D2001007	19H.G.001	02/2016	D0099749
19H.E.062	02/2016	D2001008	19H.G.002	02/2016	D0099750
19H.E.064	02/2016	D2001009	19H.G.003	02/2016	D0099751
19H.E.066	02/2016	D2001020	19H.G.004	02/2016	D0099752
19H.E.068	02/2016	D2001021	19H.G.005	02/2016	D0099342
19H.E.070	02/2016		19H.G.006	02/2016	D0099344
19H.F.001	02/2016	PD.089.H19A.00-DU	19H.G.007	02/2016	D0099345
19H.F.011	02/2016	PD.089.H19A.00-FR	19H.G.008	02/2016	D0099347
19H.F.021	02/2016	PD.089.H19A.00-EN	19H.G.009	02/2016	D0099400
19H.F.031	02/2016	PD.089.H19A.00-GE	19H.G.010	02/2016	D0099348
19H.F.041	02/2016		19H.G.011	02/2016	D0099525
19H.F.042	02/2016	D0099708	19H.G.012	02/2016	D0099350
19H.F.044	02/2016	D0099593	19H.G.013	02/2016	D0099351
19H.F.046	02/2016	D0099594	19H.G.014	02/2016	D0099352
19H.F.048	02/2016	D0099595	19H.G.015	02/2016	D0099516
19H.F.050	02/2016	D0099598	19H.G.016	02/2016	D0099353
19H.F.052	02/2016	D0099599	19H.G.017	02/2016	D0099354
19H.F.054	02/2016	D0099600	19H.G.018	02/2016	D0099724
19H.F.056	02/2016	D0099605	19H.G.019	02/2016	D0099325
19H.F.058	02/2016	D0099602	19H.G.020	02/2016	D0099326
19H.F.060	02/2016	D0099606	19H.G.021	02/2016	D0099330
19H.F.062	02/2016	D0099712	19H.G.022	02/2016	D0099331
19H.F.064	02/2016	D0099611	19H.G.023	02/2016	D0099333
19H.F.066	02/2016	D0099612	19H.G.024	02/2016	D0099725
19H.F.068	02/2016	D0099614	19H.G.025	02/2016	D0099334
19H.F.070	02/2016	D0099760	19H.G.026	02/2016	D0099336
19H.F.072	02/2016	D0099617	19H.G.027	02/2016	D0099529
19H.F.074	02/2016	D0099618	19H.G.028	02/2016	D0099540
19H.F.076	02/2016	D0099711	19H.G.029	02/2016	D0099658
19H.F.078	02/2016	D0099613	19H.G.030	02/2016	D0099337
19H.F.080	02/2016	D0099761	19H.G.031	02/2016	D0099339
19H.F.082	02/2016	D0099759	19H.G.032	02/2016	D0099341
19H.F.084	02/2016	D0099758	19H.G.033	02/2016	D0099338
19H.F.086	02/2016	D0099619	19H.G.034	02/2016	D0099668
19H.F.088	02/2016	D0099574	19H.G.035	02/2016	D0099340
19H.F.090	02/2016	D0099578	19H.G.036	02/2016	D0099335
19H.F.092	02/2016	D0099641	19H.G.037	02/2016	D0099332
19H.F.094	02/2016	D0099643	19H.G.038	02/2016	D0099374
19H.F.096	02/2016	D0099644	19H.G.039	02/2016	D0099385
19H.F.098	02/2016	D0099645	19H.G.040	02/2016	D0099376
19H.F.100	02/2016	D0099646	19H.G.041	02/2016	D0099371
19H.F.102	02/2016	D0099647	19H.G.042	02/2016	D0099377
19H.F.104	02/2016	D0099649	19H.G.043	02/2016	D0099378
19H.F.106	02/2016	D0099650	19H.G.044	02/2016	D0099381
19H.F.108	02/2016	D0099651	19H.G.045	02/2016	D0099673
19H.F.110	02/2016	D0099717	19H.G.046	02/2016	D0099421
19H.F.112	02/2016	D0099652	19H.G.047	02/2016	D0099383
19H.F.114	02/2016	D0099653	19H.G.048	02/2016	D0099657
19H.F.116	02/2016	D0099718	19H.G.049	02/2016	D0099659
19H.F.118	02/2016	D0099655	19H.G.050	02/2016	D0099660
19H.F.120	02/2016	D0099656	19H.G.051	02/2016	D0099662
19H.F.122	02/2016	D0099562	19H.G.052	02/2016	D0099664
19H.F.124	02/2016	D0099563	19H.G.053	02/2016	D0099665
19H.F.126	02/2016	D0099661	19H.G.054	02/2016	D0099670
19H.F.128	02/2016	D0099663	19H.G.055	02/2016	D0099382

					
19H.G.056 19H.001 19H.003 19H.005 19H.007	02/2016 02/2016 02/2016 02/2016 02/2016				



**A**



**Algemene informatie**

**Généralités**

**General Information**

**Allgemeine Information**






































































	Profiel Profilé Profilo Profil	Perfil Profil Profilo		Verstek Onglet Mitre Gehrung	Inglete Polaczenie katowe Taglio
	Anodisatie- of lakoppervlakte Surface anodisée ou laquée Anodizing or coating surface Eloxierte oder lackierte Oberfläche	Superficie anodizada o lacada Powierzchnia anodowana lub malowana Superficie anodizzata o verniciata	#	Aantal Nombre Number Anzahl	Número Ilość Numero
	Polijsoppervlakte Surface à polir Polishing surface Polieroberfläche	Superficie pulida Powierzchnia polerowana Superficie lucidata		Zie pagina Voir page See page Siehe Seite	Ver página Patrz strona Vedi pagina
	Lengte Longueur Length Länge	Longitud Długość Lunghezza		Type toebehoren Type accessoires Type accessories Typ Zubehör	Tipos de accesorios Rodzaj okuc Tipo di accessorio
	Afmetingen Dimensions Dimensions Abmessungen	Dimensiones Wymiary Dimensioni		Glasmaten Dimensions vitres Glass sizes Glasmasse	Dimensiones de los vidrios Wymiary szyby Dimensioni del vetro
	Toepassing Application Application Anwendung	Aplicación Zastosowanie Utilizzo		Toepassing Application Utilization Anwendung	Aplicación Zastosowanie Riferimenti
	Bevestigingsmiddelen Moyens de fixation Fixations Befestigungsmittel	Fijación Mocowanie Fissaggio		Asymmetrisch profiel Profilé asymétrique Asymmetrical profile Asymmetrisches Profil	Perfil asimétrico Profil niesymetryczny Profilo asimmetrico
	Schroeven niet meegeleverd Fourniture sans vis Delivered without screws Lieferung ohne Schrauben	Entregado sin tornillos Dostarczane bez wkrętów Consegnato senza viti		Pagina Page Page Seite	Página Strona Pagina
	Montagevolgorde Ordre de montage The order of assembly Montagerihenfolge	Orden de montaje Kolejność montażu Ordine di montaggio		Laatste editie Dernière édition Last edition Letzte Edition	Edición Poprzednie wydanie Ultima edizione
	Dichtingsmiddel Matière d'étanchéité Sealing agent Abdichtungsmittel	Agente sellante Masa uszczelniająca Siliconatura		Vorige blz Page précédente Previous page Vorige Seite	Página siguiente Poprzednia strona Pagina precedente
	Verlijmen Coller Glue Verkleben	Collado Klej Colla		Verstevigingsprofiel Profil de renforcement Reinforcement profile Verstärkungsprofil	Perfil refuerzo Profil wzmacniający Profilo di rinforzo
	Vulcaniseerlijm Colle vulcanisante Vulcanizing glue Vulkanisierkleber	Vulcanizante Klej wulkanizacyjny Colla vulcanizzante		Links van buiten gezien Gauche vue extérieur Left seen from outside Links Aussenansicht	Vista izquierda desde el exterior Na lewo widok od zewnątrz Sinistro visto da fuori
	Referentiemaat Dimension de référence Reference dimension Referenzmass	Dimension de referencia Punkt odniesienia wymiarowania Dimensioni di riferimento		Rechts van buiten gezien Droite vue extérieur Right seen from outside Rechts Aussenansicht	Vista derecha desde el exterior Na prawa widok od zewnątrz Destro visto da fuori
	Merkteken Marquage Mark Merkzeichen	Indicación Znak Contrassegno		Reynaprotector Reynaprotector Reynaprotector Reynaprotector	Reynaprotector Reynaprotector Reynaprotector Reynaprotector
	Struktureel gelijmd glaswerk Vitrage extérieur collé Structural sealing glazing UV-beständiger Scheibenrandverbund	Sellado acristalado estructural Szyba klejona spoiwem konstrukcyjnym Siliconatura vetro strutturale		Primaire zichtzijde van een profiel Côté visible primaire d'un profilé Primary visible side of a profile Primäre sichtbare Seite eines Profils	Cara vista principal del perfil Główna widoczna powierzchnia profilu Primo lato visibile di un profilo
	Secundaire zichtzijde van een profiel Côté visible secondaire d'un profilé Secondary visible side of a profile Sekund. sichtbare Seite eines Profils	Cara vista secundaria del perfil Drugorzędna widoczna powierzchnia profilu Secondo lato visibile di un profilo			
	Kleur buitenschaaal (e) eerst aangeven in geval van bicolor (.69) En cas de bicolore (.69) il faut indiquer d'abord la couleur du profilé extérieur (e) For bicolor profiles (.69) first of all one should indicate the colour of the outer profile (e) Falls zweifarbig (.69) soll man erst die Farbe des Aussenprofils (e) angeben	Para perfil en bicolor (.69) debe indicarse primero el color del perfil externo (e) Dla profili dwukolorowych (.69) w pierwszej kolejności powinienn być wskazany kolor zewnętrznej strony profilu (e) Nei profili bicolore (.69) prima di tutto indicare il colore del profilo esterno (e)			


































	Inbraakwerend Anti-vol Burglar proof Einbruchhemmend	Protección anti- robo Antywłamaniowe Antiscasso		Pershoekverbinding Equerre à sertir Crimp corner cleat Presseckverbinder	Escuadra de ensamblar Naroznik zaciskany Squadrette a cianfrinare
	Basisveiligheid Sécurité de base Basic safety Basissicherheit	Seguridad básica Antywłamaniowosc podstawowa Antiscasso base		Hoekverbinding met schroefhoek (* enkel voor klembaar beslag Equerre à blocage (* seulement pour accessoires encastrables Corner cleat with screw (* only for clamping accessories Eckverbinder mit Spannschraube (* nur für klemmbaren Beschlag	Escuadra de atornillar (* solo para accesorios apretables Naroznik skrecany (* tylko dla akcesoriow zatraskiwanych Squadrette ad avvitare (* solo per accessori a scatto
	Testen uitgevoerd volgens norm DIN V ENV 1627 Essais effectués par conformément la norme DIN V ENV 1627 Tests carried out according to standard DIN V ENV 1627 Einbruchhemmende Prüfungen gemäß Norm DIN V ENV 1627	Ensayos realizados según norma DIN V ENV 1627 Badania wykonane według normy DIN V ENV 1627 Antiscasso secondo DIN V ENV 1627		T-verbinding met schroef Jonction-T avec vis T-bracket with screw T-Verbinder mit Schraube	Topo de union con tornillo Lacznik teowy skrecany Giunti con viti
	Testen uitgevoerd volgens norm NEN 5096 + ENV 1627 Essais effectués par conformément la norme NEN 5096 + ENV 1627 Tests carried out according to standard NEN 5096 + ENV 1627 Einbruchhemmende Prüfungen gemäß Norm NEN5096 + ENV1627	Ensayos realizados según norma NEN 5096 + ENV 1627 Badania wykonane norm NEN 5098 + ENV 1627 Antiscasso secondo NEN 5098 + ENV 1627		T-verbinding met schroef voor buitendraaiend raam Jonction-T avec vis pour fenêtre ouvrant vers l'ext. T-bracket with screw outside opening window T-Verbinder mit Schraube ausßen öffnendes Fenster	Topo Unión con tornillo apertura exterior Lacznik teowy skrecany do okien otwieranych na zewnątrz Cavallotti conuiti ap est.
	Testen uitgevoerd door instituut IBS (Oostenrijk) volgens norm Ö B 3800/3850 Essais effectués par IBS(Autriche) conformément la norme Ö B 3800/3850 Tests carried out by IBS (Austria) according to standard Ö B 3800/3850 Brandschutzprüfungen durch- geführt beim IBS (Österreich) gemäß Norm Ö B 3800/3850	Ensayos hechos por IBS (Austria) según la estandard Ö B 3800/3850 Badania wykonane przez IBS (Austria) według norm Ö B 3800/3850 Testato presso IBS (Austria) IBS secondo Ö B 3800/3850		Vulhoek Equerre de remplissage Corner support Fülleckwinkel	Escuadra de relleno Wspornik narozny Squadretta di riempimento
	Testen uitgevoerd door instituut TNO (Nederland) volgens norm NEN 6069:1997 Essais effectués par TNO (Hollande) conformément la norme NEN 6069:1997 Tests carried out by TNO (The Netherlands) according to standard NEN 6069/1997 Brandschutzprüfungen durch- geführt beim IBS (Österreich) gemäß Norm Ö B 3800/3850	Ensayos realizados fuera por TNO(Holanda) según norma NEN 6069/1977 Badania wykonane przez TNO (Holandia) według norm NEN 6069/1977 Testato presso TNO (Paesi Bassi) secondo NEN 6069/1977		Steuinhoek Cale de feuillure Rebate support Glasanschlagwinkel	Escuadra de alineamiento Katowy naroznik Squadrette di allineamento
	Testen uitgevoerd door instituut TNO (Nederland) volgens norm NEN 6069:1997 Essais effectués par TNO (Hollande) conformément la norme NEN 6069:1997 Tests carried out by TNO (The Netherlands) according to standard NEN 6069/1997 Brandschutzprüfungen durch- geführt beim IBS (Österreich) gemäß Norm Ö B 3800/3850	Ensayos realizados fuera por TNO(Holanda) según norma NEN 6069/1977 Badania wykonane przez TNO (Holandia) według norm NEN 6069/1977 Testato presso TNO (Paesi Bassi) secondo NEN 6069/1977		Verstelbare schroefhoek Equerre à visser réglable Adjustable screw corner cleat Verstellbarer Schraubewinkel	Escuadra de atornillar regulable Katowy naroznik skrecany Squadrette ad avvitare regolabili
	Brandwerend Anti-feu Fire-proof Feuerhemmend	Resistente al fuego Ogniodoporne Anti fuoco		Steuinhoeken verstelbaar Cales de feuillure réglables Rebate supports adjustable Verstellbare Eckwinkel Glasanschlag	Escuadra de alineamiento regulable Katowy naroznik nastawny Squadretta di allineamento regolabile
	Testen uitgevoerd volgens norm EN 1634-1(deuren) en EN 1364-1 (beglaasde wanden) Essais effectués par conformément la norme EN 1634-1(portes) et EN 1364-1(parois vitrés) Tests carried out according to standard EN 1634-1(doors) EN 1364-1(glazed partitioning) Prüfungen gemäß Norm EN 1634-1(Türen) und EN 1364-1(verglaste Wände)	Ensayos realizados según norma 1634-1/ EN 1364-1 - Badania wykonane według normy 1634-1 / EN 1364-1 - Antifuoco secondo EN 1634-1 / EN 1364-1 -		Hoekverbinding met nagel Equerre avec cheville Corner cleat with drive pin Eckverbinder mit Stift	Escuadra con clavia Lacznik narozny sworzniowy Squadretta a spinare
	Testen uitgevoerd volgens norm EN 1634-1(deuren) en EN 1364-1 (beglaasde wanden) Essais effectués par conformément la norme EN 1634-1(portes) et EN 1364-1(parois vitrés) Tests carried out according to standard EN 1634-1(doors) EN 1364-1(glazed partitioning) Prüfungen gemäß Norm EN 1634-1(Türen) und EN 1364-1(verglaste Wände)	Ensayos realizados según norma 1634-1/ EN 1364-1 - Badania wykonane według normy 1634-1 / EN 1364-1 - Antifuoco secondo EN 1634-1 / EN 1364-1 -		T-verbinding met nagel Jonction-T avec cheville T-bracket with drive pin T-Verbinder mit Stift	Topo de union con clavia Lacznik teowy sworzniowy Cavalotto a spinare
	Testen uitgevoerd volgens norm EN 1634-1(deuren) en EN 1364-1 (beglaasde wanden) Essais effectués par conformément la norme EN 1634-1(portes) et EN 1364-1(parois vitrés) Tests carried out according to standard EN 1634-1(doors) EN 1364-1(glazed partitioning) Prüfungen gemäß Norm EN 1634-1(Türen) und EN 1364-1(verglaste Wände)	Ensayos realizados según norma 1634-1/ EN 1364-1 - Badania wykonane według normy 1634-1 / EN 1364-1 - Antifuoco secondo EN 1634-1 / EN 1364-1 -		T-verbinding met nagel voor buitendraaiend raam Jonction-T avec cheville pour fenêtre ouvrant vers l'ext. T-bracket with drive pin outward opening window T-Verbinder mit Stift nach ausßen öffnendes Fenster	Topo unión con clavia apertura exterior Lacznik teowy sworzniowy do okien otwieranych na zewnątrz Cavalotto a spinare ap. est.
	Toebehoren brandwerend Accessoires anti-feu Fire-proof accessories Feuerhemmender Zubehör	Accesorios resistente al fuego Akcesoria ogniodoporne Accessori Anti fuoco		Verstelbare T-verbinding Jonction-T réglable Adjustable T-bracket Verstellbarer T-Verbinder	Union T regulable Lacznik teowy nastawny Giunti a T regolabili
	Gelaagd glas Verre feuilleté Laminated glass Verbundglas	Vidrio laminado Szyba laminowana Vetro laminato		Kruisverbindingen Jonctions transversales Cross connections Kreuzverbindungen	Uniones transversales Polaczenie krzyzowe Collegamento a croce
	Glas Verre Glass Glass	Vidrio Szyba Vetro		Kruisverbinding met schroef Jonction transversale avec vis Cross connection with screw Kreuzverbindung mit Schraube	Union transversal con tornillo Polaczenie krzyzowe skrecane Collegamento a croce con viti
	Handleiding Manuel Manual Gebrauchsanweisung	Manual Instrukcja Manuale		Bevestiging drager Fixation chevon Fixation rafter Befestigung Dachsparren	Fijacion mainel Mocowanie krokwi Fissaggio montante
	Alleen voor CS 59 Seulement pour CS 59 Only for CS 59 Nur für CS 59	Solo para CS 59 Tylko do CS 59 Solo per CS 59		Alleen voor CS 77 Seulement pour CS 77 Only for CS 77 Nur für CS 77	Solo para CS 77 Tylko do CS 77 Solo per CS 77
	Alleen voor CS 68 Seulement pour CS 68 Only for CS 68 Nur für CS 68	Solo para CS 68 Tylko do CS 68 Solo per CS 8		Alleen voor CS 77 Seulement pour CS 77 Only for CS 77 Nur für CS 77	Solo para CS 77 Tylko do CS 77 Solo per CS 77


























	Eénpuntsluiting Fermeture à 1 point 1-Point lock Einfachverriegelung	Cerradura de 1 punto Zamek 1-punktowy Serratura a 1 punto di chiusura		Elektrische deuropener Gâche pour serrure électrique Electric door opener Elektrischer Türöffner	Portero automatico Elektrorygiel Apertura porta elettrica
	Eénpuntsluiting met dagschieter Fermeture à 1 point à pêne 1-Point lock with latch Einfachverriegelung mit Falle	Cerradura 1 punto golpe Zamek 1-punktowy Serratura a 1 punto di chiusura con scrocco		Deurgrendels en kantschuiven Verrous de condamnation portes Flush and door bolts Kantriegel und Türriegel	Pasadores puerta Rygle biernych skrzydeł drzwiowych Catenacciolo chiusura centrale
	Eénpuntsluiting met rol Fermeture à 1 point à rouleau 1-Point lock with roller Einfachverriegelung mit Rolle	Cerradura de 1 punto con rodillo Zamek 1-punktowy z barylka Serratura a 1 punto di chiusura con rullino		Geen elektrische spanning bij gesloten deur En cas de porte fermé pas des tension électrique No electric tension in case of closed door Keine elektrische Spannung bei geschlossener Tür	<b>Sin tensión eléctrica en caso de que la puerta esté cerrada</b> Brak elektrycznego napięcia w przypadku zamkniętych drzwi Stacco tensione a porta chiusa
	Haakslot Serrure à crochet Hook lock Hakenschluss	Cerradura gancho Zamek hakowy Serratura a gancio		Raampompen Crémones Window handles Handhebel	Cremona Klamka okienna Cremonese
	Tweepuntsluiting Fermeture à 2 points 2-Point lock Zweifachverriegelung	Cerradura de 2 puntos Zamek 2-punktowy Serratura a 2 punti di chiusura		Deurkrukken Béquilles Door handles Türdrücker	Manubrios Klamka drzwiowa Manglie
	Driepuntsluiting Fermeture à 3 points 3-Point lock Dreifachverriegelung	Cerradura de 3 puntos Zamek 3-punktowy Serratura a 3 punti di chiusura		Sluitingen dubbele deur Serrures pour porte double Locks for double door Türtreibriegel	Cerradura puerta doble Blokada drzwi dwuskrzydłowych Serratura porta a 2 ante
	Driepuntsluiting met rol Fermeture à 3 points à rouleau 3-Point lock with roller Dreifachverriegelung mit Rolle	Cerradura de 3 puntos con rodillo Zamek 3-punktowy z barylka Serratura a 3 punti di chiusura con rullino		Raampomp naar buiten draaiend raam Crémone fenêtre ouvrant vers l'extérieur Handle outward opening window Handhebel nach aussen öffnendes Fenster	Cremona ventana apertura exterior Klamka okna otwieranego na zewnątrz Cremonese apertura est.
	Vierpuntsluiting Fermeture à 4 points 4-Point lock Vierfachverriegelung	Cerradura de 4 puntos Zamek 4-punktowy Serratura a 4 punti di chiusura		Raamscharnieren Paumelles pour fenêtres Window hinges Fensterbänder	Bisagras ventana Zawias okienny Cerniere
	Vijfpuntsluiting Fermeture à 5 points 5-Point lock Fünffachverriegelung	Cerradura de 5 puntos Zamek 5-punktowy Serratura a 5 punti di chiusura		Deurscharnieren 2-delig Paumelles porte 2-partie Door hinges 2-part Türbänder 2-teilig	Pernio puerta 2 palas Zawias drzwiowy 2-czesciowy Cerniera 2 ali
	Vijfpuntsluiting met rol Fermeture à 5 points à rouleau 5-Point lock with roller Fünffachverriegelung mit Rolle	Cerradura de 5 puntos con rodillo Zamek 5-punktowy z barylka Serratura a 5 punti di chiusura con rullino		Deurscharnieren 3-delig Paumelles porte 3-partie Door hinges 3-part Türbänder 3-teilig	Pernio puerta 3 palas Zawias drzwiowy 3-czesciowy Cerniera 3 ali
	Zespuntsluiting Fermeture à 6 points 6-Point lock Sechsfachverriegelung	Cerradura de 6 puntos Zamek 6-punktowy Serratura a 6 punti di chiusura		Afstandsbusen Pièces de distance Set of distance bushes Distanzbuchsen	Piezas distanciadoras Tuleje dystansowe Set distanziali
	Zevenpuntsluiting Fermeture à 7 points 7-Point lock Siebenfachverriegelung	Cerradura de 7 puntos Zamek 7-punktowy Serratura a 7 punti di chiusura		Geen afstandsbussen nodig Pas de pièces de distance No distance bushes needed Keine Distanzbuchse	No necesario piezas distanciadoras Brak konieczności stosowania tuleji dystansowych Senza distanziali
	Espagnoletslock Fermeture espagnolette Espagnolette Lock Treibriegelverschluss	Cierre ventana Zamek drzwiowy do blokady pionowej Serratura a spagnoletta		Inbraakwerende kogel Bille anti-vol Anti-burglar ball Einbruchhemmende Kugel	Bola proteccion antirobo Kulka antywłamaniowa Antiscasso
	Cilinders Cylindres Cylinders Zylinder	Bombines Cylindry Cilindri		Dieveklauw Pene anti-degondage Anti-lift pin Sicherheitsbolzen	Perno antielevador Bolec antywyważeniowy Antisollevamento
	Cylinderplaten Ecussons Cylinder covers PZ-Rosette	Escudos bombin Osłona wkładki bebenkowej Copertura cilindri		Kozijndorpelveer Pivot de frein aerien Overhead closer Obentürschliesser	Muelle aereo Samozamykacz górny Chiudi porta sup.
	Slotpaden Gâches Receivers Schliessbleche	Gancho Gniazdo rygla zamka Riscontri		Vloerveer Pivot de frein au sol Floor closer Bodentürschliesser	Muelle pavimento puerta Samozamykacz podłogowy Chiudi porta inf.
	Deursluiters Ferme-porte Door closer Türschliesser	Cierrapuertas Samozamykacz drzwiowy Chijdiporta			

	Eindstuk deurleugel Pièce finale ouvr. porte End piece door vent Endkappe Türflügel	Tapeta hoja puerta Koncowka do skrzydła drzwiowego Terminale anta		Binnenbeglazingsdichtung Joint à bourrer Inner glazing gasket Innenverglasungsdichtung	Junta de acristalado interior Uszczelka przyszybowa wewnętrzna Guarnizione del vetro interna
	Eindstukken bodemprofiel Pièces finales profilé de seuil End pieces floor profile Endkappe Schwelle	Piezas terminales perfil suelo Koncowki profilu podlogowego Terminale soglia		Buitenbeglazingsdichtung Joint de vitrage extérieur Outer glazing gasket Aussenverglasungsdichtung	Junta de acristalado exterior Uszczelka przyszybowa zewnętrzna Guarnizione del vetro esterna
	Eindstukken Z-T deur Bouchon profilé porte Z-T End pieces Z-T door Endkappe Z-T Tür	Tapetas puerta Z-T Element końcowy Z-T drzwi Terminale profili porte Z e T		Buitenbeglazingsdichtung Joint de vitrage extérieur Outer glazing gasket Aussenverglasungsdichtung	Junta de acristalado exterior Uszczelka przyszybowa zewnętrzna Guarnizione del vetro esterna
	Afdichtingen dorpels Profils latéral pour bavettes Sill end pieces Endstück für Wetterschenkel	Tapetas condensacion Koncowki do profili podokiennych Tappi soglia		Akoestische dichting Joint acoustique Acoustical seal gasket Flügelauflagsdichtung	Junta acustica Uszczelka akustyczna Guarnizione di isolamento acustico
	Glassteunen Supports cale de vitrage Glazing supports Klotzbrücken	Soportes vidrio Podporka pod przeszklenie Supporti per vetro		Middendichtingen Joints centraux Central gaskets Mitteldichtungen	Junta central Uszczelka centralna Guarnizione centrale
	Afdekkap voor waterafvoersleuven Capuchon écoulement d'eau Weep hole cover Abdeckkappe Entwässerung	Deflector aire Maskownica otworu drenazowego Paratempesta		Aanslagdichtung Joint de butée Butt strip Anschlagdichtung	Junta tope Uszczelka Guarnizione di battuta
	Eindstukken stolprofielen Bouchons double ouvrant End parts double casement profile Endkappe Stulprofiel	Tapetas perfil doble hoja Koncowka profilu ruchomego slupka Tappo inversione		Dilatatedichtingen Joints de dilatation Expansion gaskets Dehnungsdichtungen	Junta de dilatacion Uszczelka dylatacyjna Guarnizione di espansione
	Koppelstuk Piecce de raccordement Connection piece Kopplungsstueck	Pieza de union Element Łaczacy Accessori collegamento		Dichting Joint Gasket Dichtung	Junta Uszczelka Guarnizione
	Eindstukken voor stolprofielen Bouchons pièce finale pour profilé double ouvrant End parts for double casement profiles Endkappen für Stulprofiel	Tapeta perfil doble hoja Koncowka profilu ruchomego slupka Tappi 2 ante		Dichting Joint Gasket Dichtung	Junta Uszczelka Guarnizione
	Afdichting goot Fermeture gouttière End piece gutter Endkappe Rinne	Tapetas canal Koncowka rynny Terminale gronda		Afdichtingsstuk Pièce d'étanchéité Sealing piece Dichtstück	Pieza de sellado Element uszczelniający Accessorio per sigillatura
	Afdichting goot Fermeture gouttière End piece gutter Endkappe Rinne	Tapetas canal Koncowka rynny Terminale gronda		Opzwellende Dichting Joint Gonflant Swelling Gasket Schwellende Dichtung	Junta veranda Uszczelka do werandy Guarnizione espansione
	Eindstuk Piecce finale End piece Endkappe	Terminal Koncowka Terminale		Dichting veranda Joint véranda Gasket veranda Dichtung Wintergarten	Junta veranda Uszczelka do werandy Guarnizione veranda
	Stootplaat Arrêt vitrage toiture Glass panel stop Endstück Verglasung	Tope del panel de vidrio Ogranicznik wypełnienia Ferro x vetro		Borsteldichtingen Joints brosse Brushes Bürstendichtungen	Cepillos Szczotki Spazzole
	Veranda type 1 Veranda type 1 Veranda type 1 Veranda Typ 1	Veranda tipo 1 Veranda typu 1 Veranda tipo 1		Isolerend vulstuk Pièce de remplissage isolante Insulating filling piece Isolierendes Füllstück	Pieza de relleno aislante Wkładka izolacyjna Riempimento isolanta
	Paniekdeur Porte de panique Panic door Paniktür	Puerta antipánico Drzwi antypaniczne Porta antipánico		Einddichting Joint d'assemblage End gasket Enddichtung	Junta Uszczelka końcowa Angolo prestampato
	Diversen Divers Miscellaneous Diverse	Diversos Elementy uzupełniające Varie		Isolatie Isolant Insulation Isolation	Aislamiento Izolacyja Isolante
	Klemstuk Clip Clip Federklemme	Clip Uchwyt Clip		Brievkleppen Entrées de courrier Letter boxes Briefeinwurf	Buzones Skrzynka na listy Cassetta posta
	Nokbevestiging Fixation de la faîtière Fixation of the ridge Firstanschluss	Fijacion del resalte Element mocujący kalenicowy Fissaggio colmo		Automatische deurichtingen Fermetures automatiques Automatic door latches Automatische Türdichtungen	Cierrapuertas automaticos Drzwiowa automat. opadająca listwa Dispositivo di chiusura soglia
				Variant Variante Variant Variante	Variante Variant Variante

	Stulp-kipraam Fenêtre double ouvr.-batt. Double casem.-tilt window Stulpfenster D/DK	Ventana abatible doble hoja Okno rozwierano-uchylne dwuskrzydłowe Finestra a 2 ante ribalta		DRAAISCHUIFRAAM OUVRANT PROJÉTANT SIDE-HUNG SLIDING WINDOW DREHSCHIEBEFENSTER
	Draaikip Oscillo-battant Turn and tilt Drehkip	Oscilobatiente Okno rozwierno-uchylne Anta ribalta		
	Kipdraai Battantes-ouvrantes Tilt and turn Kippdreh	Batiente oscilante Okno uchylno-rozwierane Anta ribalta inversa		
	Draairaam Fenêtre ouvrante Side-hung window Drehfenster	Ventana practicable Okno rozwierane Battente		
	Stolpraam Fenêtre double ouvrant Double casement window Stulp-Flügel Fenster	Ventana doble hoja Okno rozwierane wuskrzydłowe Finestra a 2 ante		
	Valraam Fenêtre à soufflet Bottom hung window Kipp-Fenster	Ventana abatible Okno uchylne Wasistas		
	Afstandbedieningen valraam Commandes à distance pour fenêtre à soufflet Remote control for fanlight window Oberlichtbeschlag für Kipp-Flügel	Funcionamiento a distancia para ventana de techo Mechanizm do dystansowego uchylania okien Wasistas con telemando		
	Buitendraaiend raam Fenêtre ouvrant vers l'extérieur Outside opening window Nach aussen öffnendes Fenster	Ventana apertura exterior Okno otwierane na zewnątrz Finestra ad apertura esterna		Verankeringen Ancrages Fixing lugs Verankerungen
	Uitzetakraam Châssis à l'italienne Top-hung window Senk-Klappfenster	Ventana proyectante con compas Okno wychylne na zewnątrz Sporgere con frizioni		Sluitpennen en sluitstukken Rouleaux et gâches Lock pins and lock plates Schliessrollen und Schliessstücke
	Tuimel- en taatsraam Châssis pivotant Pivot window Schwingflügel	Ventana pivotante Okno obrotowe Bilico		Goot Gouttière Rinne
	Vouwdeur Porte pliante Folding door Falttür	Puerta plegable Drzwi harmonijkowe Veranda libro		Dakvenster Tabatière Attic window Dachfenster
	Schuifkip (TF) Coulissant-tombant (TF) Slide and tilt (TF) Schiebekipptür (TF)	Paralela Uchylno-przesuwny Scorrevole parallelo		Kunststof dakbedekking Toiture synthétique Synthetic roofing Kunststoff Dachdeckung
	Schuifraam Fenêtre coulissante Sliding window Schiebefenster	Ventana corredera Okno przesuwne Scorrevole		Zelfklevende dubbelzijdige tape Bande autocollante 2 faces Self-adhesive double sided tape Selbstklebendes beidseitiges Band
	Parallel opengaand raam Fenêtre ouvrant parallele Parallel opening window Parallelausstellfenster	Ventana proyectante paralela Okno równoległe wysuwane na zewnątrz Sporgere parallelo		Domotica Domotique Domotics Domotik
	Kipraam Fenêtre battante Tilt window Kippfenster	Oscilo Okno uchylne Vasidas		Profielen met hoge isolatiewaarde Profils avec valeur d'isolation élevée Profiles with high insulation value Profile mit hohen Isolationswert
	Dubbele deur buitendraaiend Porte double ouvrant vers l'ext. Double door outward opening Zweiflügelige Tür aussen öffnend	Puerta doble apertura exterior Drzwi dwuskrzydłowe otw. nazew. Porta due ante apertura esterna		Wielen Galets Rollers Laufwagen
	Deur binnendraaiend Porte ouvrant vers l'int. Door inward opening Tür nach innen öffnend	Puerta apertura interior Drzwi otw. do wewnątrz Porta apertura interna		Regeltringels Tringles de réglage Adjustment rods Regulierstange
	Deur buitendraaiend Porte ouvrant vers l'ext. Door outward opening Tür aussen öffnend	Puerta apertura exterior Drzwi otw. na zewnątrz Porta apertura esterna		Geleidingsplaat Guide Guide plate Führung
				Anclajes Kotwy Ancoraggio
				Bulones y cerraderos Płytki i kolek ryglujacy -
				Canal Rynna Gronda
				Ventana de techo Okno dachowe Lucernario
				Cubierta en material sintético Wypelnienie poliweglanem na dachy Pannelo
				Cinta autoadhesiva de dos caras Biadesivo
				Domótica Domotica -
				Perfiles alto aislamiento térmico Profilo o wysokiej izolacyjności termicznej Alto isolarento
				Ruletas Wozki Carrelli
				Varilla de ajuste Listwy regulacyjne Astina
				Placa guia Element naprowadzajacy Guida

	Gereedschap Outillage Tool Werkzeug	Util Narzędzie Utensile		Hydropneumatische pers Presse hydropneumatique Hydropneumatic press Hydropneumatische Presse	Prensa neumática Prasa hydropneumatyczna Pressa idropneumatica
	Gereedschappen en machines voor ontwatering van kader Outillage et machinerie pour drainage dormant Tools and machinery for draining outer frame Werkzeuge und Maschinen für Entwässerung Blendrahmen	Utiles y maquinaria para el drenaje del marco Narzędzia i maszyny do drenazy ościeżnic Utensili e macchinari per il drenaggio del telaio		Zaagmachine Tronçonneuse Sawing machine Kreissäge	Maquina de corte Pila do ciec przestrzennyh Macchina per taglio
	Gereedschappen en machines voor ontwatering van vleugel Outillage et machinerie pour drainage ouvrant Tools and machinery for draining vent Werkzeuge und Maschinen für Entwässerung Flügel	Utiles y maquinaria para el drenaje de la hoja Narzędzia i maszyny do drenazy skrzydeł Utensili e macchinari per il drenaggio dell'anta		Hoekenpers Sertisseuse Crimper Eckverbindungsmaschine	Ensambladora Zaciskarka narozy Cianfrinatrice
	Gereedschappen en machines voor T-verbinding Outillage et machinerie pour jonction-T Tools and machinery for T-brackets Werkzeuge und Maschinen für T-Verbinder	Utiles y maquinaria para topes de unión Narzędzia i maszyny do polaczen teowych Utensili e macchinari per i giunti		Handmatris Matrice manuelle Manual punch tool Handstanzwerkzeug	Prensa manual Wykrojnik reczny Punzonatrice manuale
	Gereedschappen en machines voor kruikuitsparing Outillage et machinerie pour fermeture Tools and machinery for closure Werkzeuge und Maschinen für Beschläge	Utiles y maquinaria para el cierre Narzędzia i maszyny do zamknięc Utensili e macchinari per le chiusure		Gereedschap voor lijminjectie Outillage pour encollage Tool for injection Werkzeug fuer Klebeinjektion	Util para inyeccion Narzędzie do wtrysku kleju Utensile colla
	Gereedschappen en machines voor kruikuitsparing Outillage et machinerie pour fermeture Tools and machinery for closure Werkzeuge und Maschinen für Beschläge	Utiles y maquinaria para el cierre Narzędzia i maszyny do zamknięc Utensili e macchinari per le chiusure		Gereedschap voor krukken Outillage pour cremones Tool for handles Werkzeug fuer Handhebel	Util para manetas Narzędzie do klamek Utensile per maniglie
	Gereedschappen en machines voor kruikuitsparing Outillage et machinerie pour fermeture Tools and machinery for closure Werkzeuge und Maschinen für Beschläge	Utiles y maquinaria para el cierre Narzędzia i maszyny do zamknięc Utensili e macchinari per le chiusure		Gereedschap voor sluitlatten Outillage pour tringles Tool for linkbars Werkzeug fuer Schubstange	Util para barras union Narzędzie do listew sterujacych okuciami Utensile per barre di collegamento
	Gereedschappen en machines voor kruikuitsparing Outillage et machinerie pour fermeture Tools and machinery for closure Werkzeuge und Maschinen für Beschläge	Utiles y maquinaria para el cierre Narzędzia i maszyny do zamknięc Utensili e macchinari per le chiusure		Gereedschap voor T-verbindingen Outillage pour connections-T Tool for T-connections Werkzeug fuer T-Verbindungen	Util para topes de union Narzędzie do polaczen Teowych Utensile per travesi
	Gereedschappen en machines voor kruikuitsparing Outillage et machinerie pour fermeture Tools and machinery for closure Werkzeuge und Maschinen für Beschläge	Utiles y maquinaria para el cierre Narzędzia i maszyny do zamknięc Utensili e macchinari per le chiusure		Klemblokken Blocs de serrage Clamping blocks Spannbacken	Bloques de presión Blokki zaciskowe Blocchetti di supporto
	Multifunctionele matris Matrice multifonctionnelle Multifunctional punch tool Mehrzweckstanzwerkzeug	Matriz multifuncional Wykrojnik wielofunkcyjny Punzonatrice multifunzionale		Gereedschap voor ontwatering buitenkaders Outillage pour drainage dormants Tool for drainage outer frames Werkzeug fuer Entwässerung Blendrahmen	Util drenaje marco Narzędzie do drenazy ościeżnic Utensile per drenaggio telaio
	Geleide matris Matrice guidée Punch tool Stanzwerkzeug	Matriz Wykrojnik Punzonatrice		Gereedschap voor hoekverbinding Outillage pour connection d'equerre Tool for corner connection Werkzeug fuer Eckverbindung	Util union esquina Narzędzie do polaczen narozynych Utensile per connessioni d'angolo
	Handmatig gereedschap Outillage manuel Manual tools Handwerkzeuge	Util manual Narzędzie reczne Dime		Gereedschap voor montage Outillage pour montage Tool for assembly Werkzeug für Montage	Util para colocacion Narzędzie do montazu Utensile assemblaggio
	Freessjabloon Calibre de fraisage Stencil plate for milling head Fräseschablone	Plantilla para copiadora Szablon do frezarki Maschera per pantografo		Gereedschap voor deursluiser Outillage pour fermeture porte Tool for door closer Werkzeug für Türschliesser	Util para cierrapuestas Narzędzie do samozamykacza drzwiowego Utensile chiu di porta
	Enkelkopse freesmachine Frais. à copier à une broche Copy router 1 spindle Einspindel-Kopierfräse	Copiadora de un cabezal Frezarka z jedna glowica Pantografo di copia a 1 mandrino 1 mandrino		Gereedschap voor scharnieren Outillage pour charnieres Tool for hinges Werkzeug für Bänder	Util para bisagras Narzędzie do zawiasy Utensile cerniere
	Frees- en boormachine Fraiseuse et foreuse Router and drilling machine Fräse- und Bohrgerät	Copiadora taladradora Frezarka z wiertarka Centro dilavoro		Gereedschap voor sloten Outillage pour fermetures Tool for locks Werkzeug für Schlösser	Util para cerraduras Narzędzie do zamka Utensile serrature
				Gereedschap voor wisselprofielen Outillage pour chicanes Tool for sections Werkzeug für Wechselprofile	Util para encuentros centrales Narzędzie do przekrojow Utensile chicanes
				Gereedschap voor beglazing Outillage pour vitrage Tool for glazing Werkzeug für Verglasung	Util para acristalamiento Narzędzie do przeszklen Utensile vetro
				Gereedschap voor diverse toepassingen Outillage pour applications divers Tool for miscellaneous applications Werkzeug für diverse Anwendungen	Utiles para varias aplicaciones Narzędzie do montazu elementow uzupełniajacych Utensile vari

	Gereedschap voor dichtingen Outillage pour joints Tool for gaskets Werkzeug für Dichtungen	Util para juntas Narzędzie do uszczelki Utensile guarnizioni		Pneumatische aandrijving Propulsion pneumatic Pneumatic drive Pneumatische Antrieb	Destornillador neumatico Pneumatyczny napęd Cilindro pneumatica
	Gereedschap voor bevestiging wielen Outillage pour fixation des roulettes Tool for fixation rollers Werkzeug für Befestigung Laufräder	Util para fijación de ruletas Narzędzie do montażu wozków Utensile carrelli		Ponsunit Unité d'étampier Punch unit Stanzeinheit	Punzon Wykrojnik Unita punzonatrice
			Land Pays Country Land		Pais Kraj Nazione
	Gereedschap voor ontwatering vleugels Outillage pour drainage ouvrants Tool for drainage vents Werkzeug für Entwässerung Flügel	Util para drenaje hoja Narzędzie do drenażu skrzydła Utensile drenaggio anta		Min. profiellengte Longueur min. de profilé Min. length of profile Min. Profillänge	Longitud mínima del perfil Minimalna długość profilu Lunghezza minima profilo
	Uitfrezing voor inbouw bovenspeun in kozijn Fraisage pour encastrement gond supérieur dans la fenêtre Milling for building in upper pivot in window Ausfräsung für Einbau eines oberen Lagers im Rahmen	Fresado para pivotante en marco superior Frez do montażu górnego sworznia w oknie Lavorazioni super. finestra pivottante		Max. profiellengte Longueur max. de profilé Max. length of profile Max. Profillänge	Longitud máxima del perfil Maksymalna długość profilu Lunghezza max profilo
			Max. profielhoogte Hauteur max. de profilé Max. height of profiles Max. Profilhöhe		Altura máxima del perfil Maksymalna wysokość profilu Max altezza
	Uitfrezing voor inbouw vloerspeun in vleugel Fraisage pour encastrement gond inférieur dans l'ouvrant Milling for building in floor pivot in vent Ausfräsung für Einbau eines Bodenlagers im Flügel	Fresado para pivotante en hoja inferior Frez do montażu dolnego sworznia w skrzydle Lavorazioni infer. finestra pivottante		Max. horizontale beweging Movement max. horizontale Max. horizontal movement Max. horizontale Versetzung	Movimiento horizontal máximo Maksymalny ruch poziomy Spostamento orizz. max
			Horizontaal hoekbereik Intervalle d'équerre horizontale Horizontal corner range Eckbereich Horizontal		Rango de corte a inglete horizontal Zakres katów poziomych Dimensione taglio orizz.
	Uitfrezing voor inbouw bovenspeun in vleugel Fraisage pour encastrement gond supérieur dans l'ouvrant Milling for building in upper pivot in vent Ausfräsung für Einbau eines oberen Lagers im Flügel	Fresado para pivotante en hoja superior Frez do montażu górnego sworznia w skrzydle Lavorazione super. finestra pivottante		Verticaal hoekbereik Intervalle d'équerre verticale Vertical corner range Eckbereich Vertikal	Rango de corte a inglete vertical Zakres katów pionowych Dimensione taglio vert.
			Motor Moteur Motor Antrieb		Motor Silownik napędowy Motore
	Monteertafel Table de montage Assembly bench Montagetisch	Banco de montaje Stół montażowy Banco montaggio		Gewicht Poids Weight Gewicht	Pesos Ciężar Peso
	Elektrische aansluiting Fixation électrique Electric connection Elektrisches Anschluss	Conexión eléctrica Połączenie elektryczne Connessione elettrica		Max. toerental Vitesse d'axe max. Max. spindle speed Max. Drehzahl	Velocidad de sierra Maksymalna prędkość obrotowa Velocità max lama
	Compressor Compresseur Compressor Kompressor	Compresor Kompresor Compressore			
	Kugel Dr. Hahn Bille Dr. Hahn Ball Dr. Hahn Kugel Dr. Hahn	Bola Dr. Hahn Kulka Dr. Hahn -			
	Mechanische aansluiting Fixation mécanique Mechanical connection Mechanischer Anschluss	Conexión mecánica Połączenie mechaniczne Fissaggio meccanico			

A

**B**



**Algemene informatie systemen**

**Généralités séries**

**General Information System**

**Allgemeine Information System**





## MASTERLINE 8

### MasterLine 8: window to the future

Reynaers recently launched MasterLine 8, a new window system that combines countless design opportunities with first in class performance in terms of thermal insulation, air-and watertightness, and production speed. This new and clever innovation is opening a new window to the future for Reynaers. MasterLine 8 meets the demands of building professionals who value excellent performance, durability, comfort, productivity and sustainability. This new generation of innovative window solutions mirrors the current architectural trend towards maximising daylight while offering ultimate insulation levels.

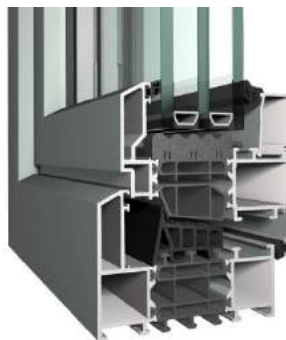


### Flexibility for masters

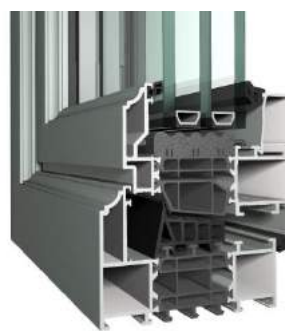
The unique MasterLine 8 concept makes it possible to combine an extensive range of window opening types, design variants, and different levels of thermal insulation, offering ultimate flexibility to architects, investors and home owners. The design variants, each with their own distinct look and feel, make MasterLine suitable for any architectural style. The Functional style is characterised by straight lines to fit a stylistic design. The curved profiling of the Renaissance design is reminiscent of a more classic and traditional architectural look. The bevelled lines of the Deco design match the modern building style.



Functional



Deco



Renaissance

## Performance for masters

With this new and innovative window system, Reynaers is looking to the future and focusing on sustainability and ecological awareness. In order to save energy and increase comfort, Reynaers made every effort to excel on thermal insulation and air- and water tightness, all within 1 system, with a limited building-in depth of 87 mm. Regarding the thermal performance, the MasterLine 8 features 3 different levels of insulation, offering solutions for high insulated, low energy and even passive houses. These different levels of insulations are achieved by the integration new and innovative materials. For the HighInsulation+ variant, innovative insulation bars are incorporated, which use a low-emission foil and thus improves the insulation value by reflecting and retaining heat. MasterLine 8 offers the following insulation options for a sightline width of 119 mm: - Standard:  $U_f$  value of 1.9  $W/m^2K$  - HI (high-insulating):  $U_f$  value of 1.5  $W/m^2K$  - HI+:  $U_f$  value of 1.2  $W/m^2K$  ( $U_{window}$  down to 0.65  $W/m^2K$ ). MasterLine 8 allows for a watertightness of 900Pa, reduced air loss at 600Pa air pressure, and excellent sealing properties. These ultimate performances are achieved by the overall concept and the increased overlap of the central gasket between outer frame and vent. Additionally, this increased overlap makes it easier to calibrate the window for water-tightness and air-tightness during the installation. Next to these performances, MasterLine 8 is perfectly suited to create large vents, using narrow yet strong profiles. As a result, the window system allows for plenty of daylight, thereby meeting the needs of architects. More over, MasterLine 8 also offers new opening options for vents of different sizes, such as single and double balcony doors with minimal thresholds for both inward and outward opening elements. Needless to say, architects can seamlessly integrate MasterLine 8 with other Reynaers systems, such as CP 130 and CP 155 sliding systems, the new glass balustrade, the Mosquito system, and curtain wall system CW 50.



Standard



HI



HI +

## Efficiency for masters

The concept of MasterLine 8 is based on a unique combination of new technology and clever design. This high-quality system is built up using a minimal amount of different components, all designed and made to measure, resulting in an extremely efficient solution regarding material use and production time. As such, MasterLine 8 uses identical gaskets for the acoustical and glazing sealing. The process of the corner and transom connections has been further optimised, and the additional glue has been reengineered to guarantee a perfect flow and curing of bonded components. This results in a high-quality solution, with a strongly improved production process. Another important topic to increase efficiency is the availability of BIM models, with all relevant information about MasterLine 8, for the different parties involved in the building process. These models are available on the different existing platforms, and the next step is the BIM model configurator (Simple as BIM) to generate all possible configurations by the use of a dedicated and unique plug-in to with the Reynaers' calculation and designing software ReynaPro. [voetnoot] Architects can download the BIM models for use in their designs. Visit [www.reynaers.com](http://www.reynaers.com) and [www.BimObjects.com](http://www.BimObjects.com) for more information.

## CE PASSPORTS

Please contact your local Reynaers office to receive the latest version of MASTERLINE 8 CE passports.

**Masterline 8 Windows** DOP & CE PASSPORT  
DOP & CE PASSPORT  
DOP & CE PASSPORT  
DOP & CE PASSPORT

### IV Product pass declaration of performance & CE marking

#### IV.1 GENERAL EXPLANATION

Following paragraphs indicate the performances which can be declared on the Declaration of Performance (DoP) in accordance with the Regulation EU 305/2011 of the European Parliament and of the Council of 9 March 2011.

The listed essential characteristics are the essential characteristics mentioned in NEN 14351-1+A1:2010: Windows and doors - Product standard, performance characteristics - Part 1: Windows and external pedestrian doors without resistance to fire and/or smoke leakage characteristics.

All essential characteristics should be mentioned on the DoP. Where no performance is required, NPD (No Performance Declared) can be used.

The mentioned performances are performances which can be achieved for the given dimensions when the product is fabricated following the Reynaers instruction manual (catalogue). The performances as mentioned will meet the requirements of the majority of projects.

Higher performances for smaller dimensions or lower performances for larger dimensions might be possible. In this case contact your Reynaers office. For AWW performances, the maximum dimensions indicated in the system catalogue must be respected.

It is evident that it is allowed to declare lower performances than those mentioned in the product pass. E.g. when resistance to wind load of 1800 Pa was tested, also 1200 Pa can be declared.

In the second part of the table the non essential characteristics are indicated. These are the characteristics which give information about the performance of a product, but which are not legally required in any European country and thus not mandatory to declare.

#### IV.2 NOTIFIED BODIES

No	Notified body	Name	Address	Country
[1]	0262	SGS	Approbowing 16 4311 NG Opendoornen Theodor-Geel-Strasse 7a 8200 Heerlen	Netherlands
[2]	0267	PT ROSENHEIM	U. F. Beckow 1 06043 Wiesbaden	Germany
[3]	1428	INDEXTOP TECHNOLOGIES (UK) LTD	Lombard Quay 42 1000 Brussels	Belgium
[4]	1138	BEIGAM BUILDING RESEARCH (SCOTLAND) LTD	1000 Brussels	Belgium
[5]	1169	UNIVERSITY OF GENT	1000 Brussels	Belgium
[6]	0432	INTERTEC TECHNOLOGIES (UK) LTD	1000 Brussels	Belgium
[7]	1388	TECHNISCHE UNIVERSITEIT Delft	1000 Brussels	Belgium
[8]	0675	INSTITUT FÜR BAUWISSENSCHAFTEN (IBW) der RWTH AACHEN UNIVERSITY	1000 Brussels	Belgium
[9]	1388	TECHNISCHE UNIVERSITEIT Delft	1000 Brussels	Belgium
[10]	0674	TECHNISCHE UNIVERSITEIT Delft	1000 Brussels	Belgium
[11]	0244	COORNIC	1000 Brussels	Belgium
[12]	1871	NEC	1000 Brussels	Belgium
[13]	1748	INDUSTRIE SECURITY AND SAFETY	1000 Brussels	Belgium
[14]	0749	BEIGAM BUILDING RESEARCH (SCOTLAND) LTD	1000 Brussels	Belgium
[15]	1309	INSTITUT FÜR BAUWISSENSCHAFTEN (IBW) der RWTH AACHEN UNIVERSITY	1000 Brussels	Belgium
[16]	0645	DANISH INSTITUTE OF FIRE AND SECURITY TECHNOLOGY (DIEST)	1000 Brussels	Belgium

Agencja informacyjna systemów General Information systems Agencja informacyjna systemów

DOPECE\_Masterline\_8\_Window\_160310.docx

12/2016

**Masterline 8 Windows** DOP & CE PASSPORT  
DOP & CE PASSPORT  
DOP & CE PASSPORT  
DOP & CE PASSPORT

### IV.3 VARIANTS

Different variants have been grouped based on similar design and following the guidelines of the harmonised standard.

#### Inward Opening

IV.5.1	
IV.5.2	
IV.5.3	

#### IV.4 EXPLANATIONS AND SYMBOLS

H Element Height  
B Element Width  
Ph Vent Height  
Vh Vent Width  
npd No Performance Declared

Agencja informacyjna systemów General Information systems Agencja informacyjna systemów

DOPECE\_Masterline\_8\_Window\_160310.docx

12/2016

## UF-VALUES

Please contact your local Reynaers office to receive the latest version of MASTERLINE 8 UF values.

UF value for window combinations according to EN ISO 15097-2 (2012)		MASTERLINE 8		Version of 09/10/16
Section	Profiles	H [mm]	V [mm]	UF [W/m²K]
* not for reinforced profiles				
* Reinforced profiles can be calculated according to 'UF reinforced profiles.pdf'				
Profile opening: if not specified below, use 3.1 W/m²K				
1	Outerframe	24	129	1.5
if not specified below				
1	4300130	24	33	1.5
1	4300133	24	60	1.6
1	4300130	24	70	1.5
1	4300134	24	80	1.4
1	4300142	24	119	1.5
1	4300140	24	140	1.6
1	4300146	24	160	1.6
1	4300136	24	170	1.6
1	4300139	24	170	1.3
1	4300125	24	90	1.3
1	4300142	24	119	1.5
1	4300143	24	143	1.5
1	4300156	24	160	1.4
2	Outerframe + Vent	24	129	1.6
if not specified below				
2	4300130-4300132	24	87	1.3
2	4300130-4300133	24	119	1.3
2	4300130-4300112	24	127	1.3
2	4300130-4300132	24	128	1.3
2	4300133-4300132	24	139	1.3
2	4300135-4300112	24	154	1.5
2	4300130-4300132	24	154	1.5
2	4300130-4300132	24	144	1.5
2	4300130-4300132	24	128	1.4
2	4300130-4300112	24	154	1.5

U-values - Fig. 3 of 10

UF value for window combinations according to EN ISO 15097-2 (2012)		MASTERLINE 8		Version of 09/10/16
Section	Profiles	H [mm]	V [mm]	UF [W/m²K]
2	4200125-4300130	24	139	1.5
2	4300142-4300132	24	167	1.7
2	4300140-4300132	24	170	1.6
2	4300142-4300133	24	187	1.5
2	4300130-4300132	24	184	1.4
2	4300140-4300132	24	189	1.6
2	4300140-4300112	24	214	1.5
2	4300140-4300132	24	169	1.7
2	4300130-4300132	24	170	1.6
2	4300130-4300112	24	154	1.5
2	4300130-4300132	24	90	1.6
2	4300130-4300132	24	112	1.5
2	4300130-4300132	24	127	1.5
2	4300130-4300132	24	164	1.6
2	4300130-4300132	24	170	1.5
2	4300130-4300112	24	154	1.4
2	4300130-4300132	24	139	1.6
2	4300130-4300132	24	150	1.5
2	4300130-4300132	24	160	1.6
2	4300130-4300132	24	184	1.6
2	4300130-4300132	24	189	1.5
2	4300130-4300112	24	174	1.6
2	4300130-4300132	24	164	1.6
2	4300130-4300132	24	170	1.5
2	4300130-4300112	24	154	1.5
3	Transom	24	129	1.6
if not specified below				
3	4300113	24	80	1.4
3	4300130	24	87	1.5
3	4300145	24	90	1.5
3	4300114	24	102	1.4
3	4300133	24	127	1.6
3	4300130	24	147	1.6
3	4300113	24	80	1.5
3	4300130	24	87	1.5
3	4300145	24	90	1.5
3	4300114	24	102	1.4
3	4300132	24	127	1.6
3	4300130	24	147	1.6

U-values - Fig. 4 of 10

## DECISION MATRIX

	MASTERLINE 8	ES 50	CS 24-SL	CS 38-SL	CS 77	CS 86-HI	CS 104
<b>Design Variants</b>							
Automatic Door							
Clampable Door							
French Version							
Functional							
Hidden Vent							
Renaissance							
Slim line							
Softline							
Deco							
Swing Door							
<b>Safety Variants</b>							
Anti-Panic							
Bullet Proof							
Burglary Proof	RC2/RC3	NEN		NEN	RC2/RC3	RC2/RC3	RC2
Fire Proof							
Smoke Proof							
<b>Energy Variants</b>							
High Insulation							
High Insulation +							

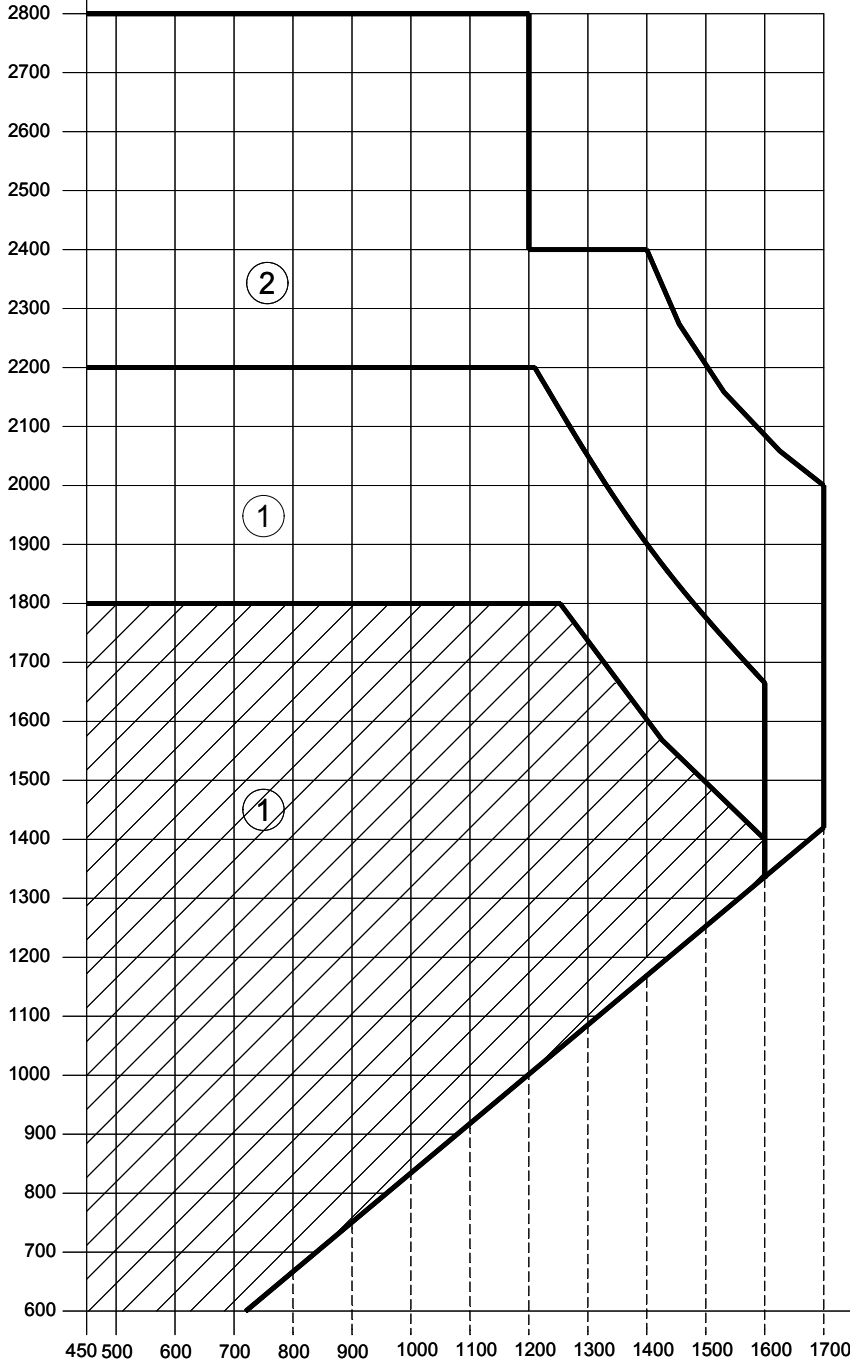
FH

VENT HEIGHT (MM)

DRAAIKIPRAAM  
FENETRE OSCILLANT-BATTANTE  
TURN AND TILT WINDOW  
DREHKIPPFENSTER



TOEBEHOREN: SOBINCO CHRONO / CHRONO INVISION  
ACCESSOIRES: SOBINCO CHRONO / CHRONO INVISION  
ACCESSORIES: SOBINCO CHRONO / CHRONO INVISION  
ZUBEHOER: SOBINCO CHRONO / CHRONO INVISION



① 408.0102  
508.0102

② 408.0192 - 408.0112  
508.0192 - 508.0112

□ 4/C4/9A  
1600 PA DESIGN WIND LOAD  
600 PA WATER TIGHTNESS

▨ 4/C4/E1200  
1600 PA DESIGN WIND LOAD  
1200 PA WATER TIGHTNESS

FB  
VENT WIDTH (MM)

408.0102	140	140	140	140	140	126	112	101	92	83	77	71
508.0102	140	140	140	140	140	126	112	101	92	83	77	71
408.0192	170	170	170	170	170	170	170	170	170	170	170	170
508.0192	170	170	170	170	170	170	170	170	170	170	170	170
408.0112	170	170	170	170	170	170	170	170	170	170	170	170
508.0112	170	170	170	170	170	170	170	170	170	170	170	170

Maximum vent weight (kg) \*

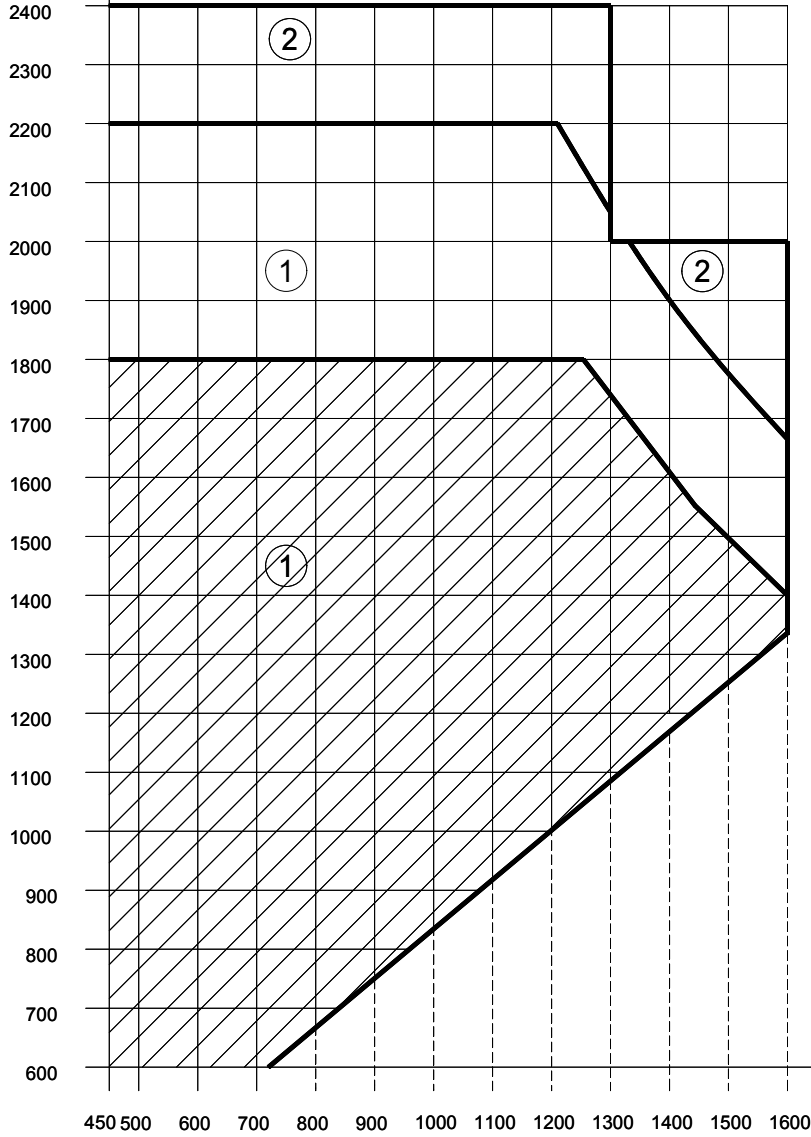
\* THE SPECIFIED VENT WEIGHT IS ONLY POSSIBLE WHEN THE CHOSEN ACCESSORIES CAN WITHSTAND THIS LOAD.



FH

VENT HEIGHT (MM)

DRAAIKIPRAAM  
FENETRE OSCILLANT-BATTANTE  
TURN AND TILT WINDOW  
DREHKIPPFENSTER



TOEBEHOREN: SIEGENIA LM4200 / AXXENT  
ACCESSOIRES: SIEGENIA LM4200 / AXXENT  
ACCESSORIES: SIEGENIA LM4200 / AXXENT  
ZUBEHOER: SIEGENIA LM4200 / AXXENT

① 408.0102  
508.0102

② 408.0192 - 408.0112  
508.0192 - 508.0112

□ 4/C4/9A  
1600 PA DESIGN WIND LOAD  
600 PA WATER TIGHTNESS

▨ 4/C4/E1200  
1600 PA DESIGN WIND LOAD  
1200 PA WATER TIGHTNESS

FB  
VENT WIDTH (MM)

408.0102	130	130	130	130	130	126	112	101	92	83	77	71
508.0102	130	130	130	130	130	126	112	101	92	83	77	71
408.0192	130	130	130	130	130	130	130	130	130	130	130	130
508.0192	130	130	130	130	130	130	130	130	130	130	130	130
408.0112	130	130	130	130	130	130	130	130	130	130	130	130
508.0112	130	130	130	130	130	130	130	130	130	130	130	130

Maximum vent weight (kg) \*

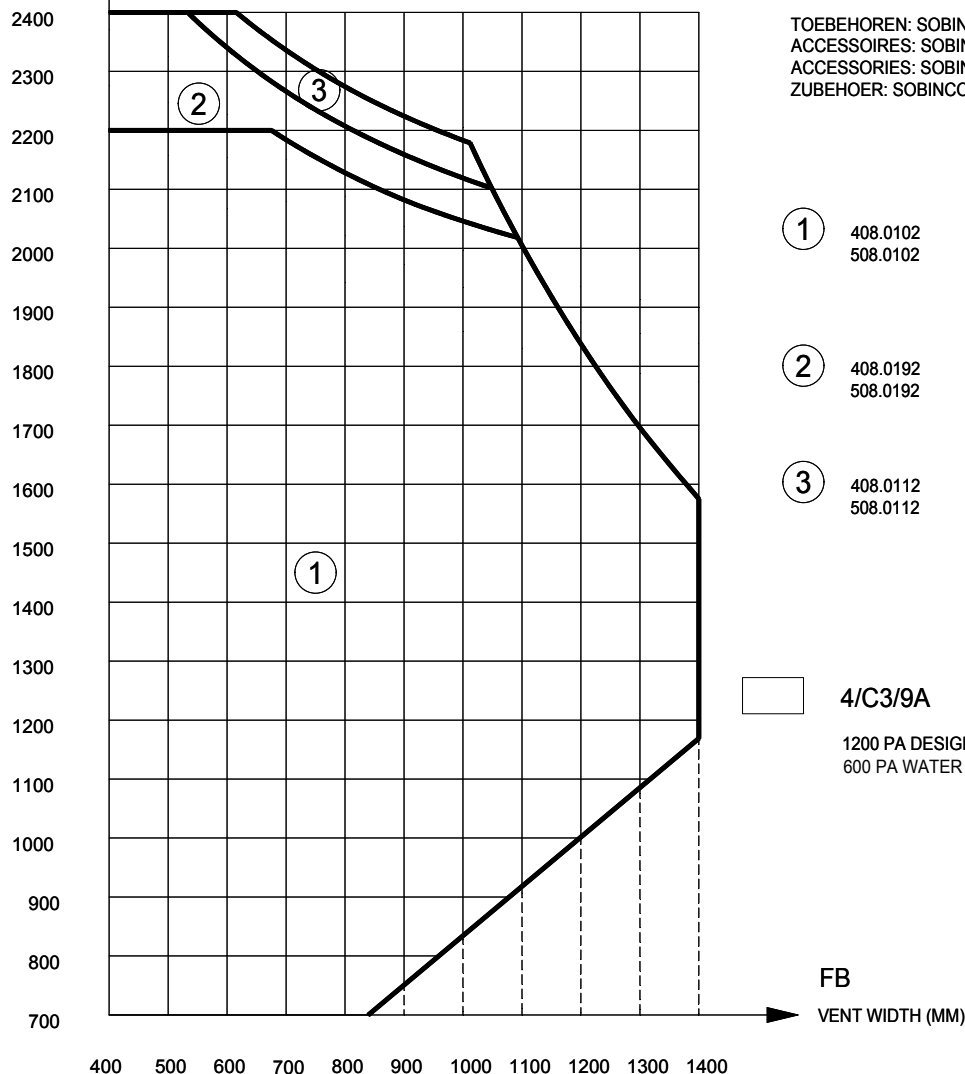
\* THE SPECIFIED VENT WEIGHT IS ONLY POSSIBLE WHEN THE CHOSEN ACCESSORIES CAN WITHSTAND THIS LOAD.



FH

VENT HEIGHT (MM)

STOLPRAAM  
FENETRE DOUBLE OUVRANTE  
DOUBLE CASEMENT WINDOW  
STULP-DREHFENSTER



408.0102	140	140	140	140	140	140	126	112	101	92	83
508.0102	140	140	140	140	140	140	126	112	101	92	83
408.0192	170	170	170	170	170	170	170	170	170	170	170
508.0192	170	170	170	170	170	170	170	170	170	170	170
408.0112	170	170	170	170	170	170	170	170	170	170	170
508.0112	170	170	170	170	170	170	170	170	170	170	170

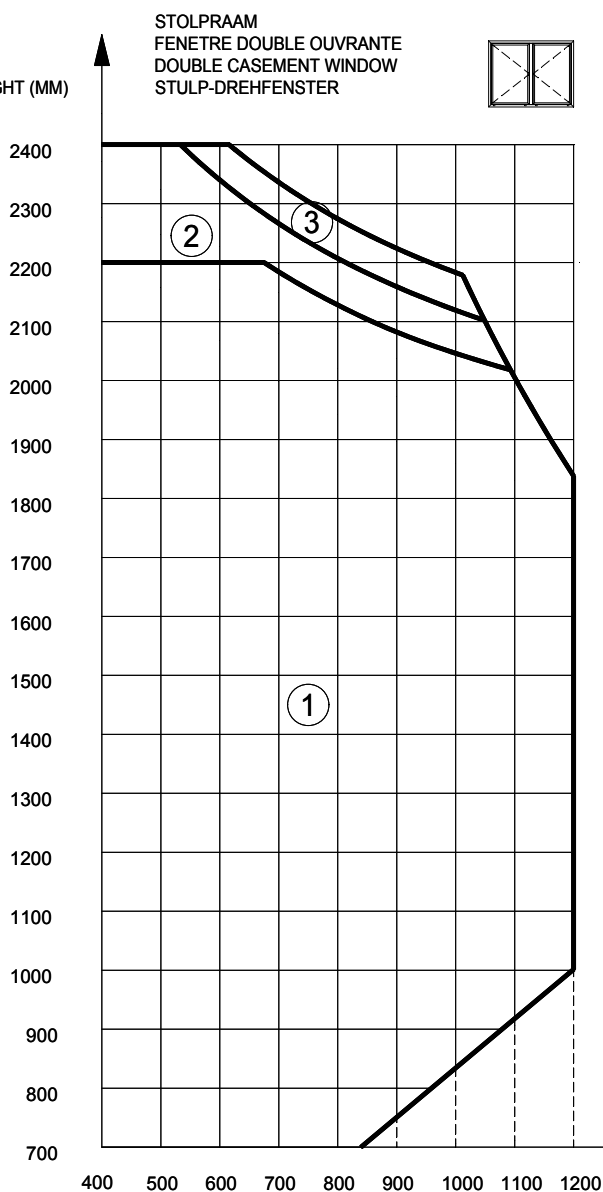
Maximum vent weight (kg) \*

\* THE SPECIFIED VENT WEIGHT IS ONLY POSSIBLE WHEN THE CHOSEN ACCESSORIES CAN WITHSTAND THIS LOAD.



FH

VENT HEIGHT (MM)



TOEBEHOREN: SIEGENIA LM4200 / AXXENT  
ACCESSOIRES: SIEGENIA LM4200 / AXXENT  
ACCESSOIRES: SIEGENIA LM4200 / AXXENT  
ZUBEHOER: SIEGENIA LM4200 / AXXENT

① 408.0102  
508.0102

② 408.0192  
508.0192

③ 408.0112  
508.0112

4/C3/9A

1200 PA DESIGN WIND LOAD  
600 PA WATER TIGHTNESS

FB

VENT WIDTH (MM)

408.0102	130	130	130	130	130	130	126	112	101
508.0102	130	130	130	130	130	130	126	112	101
408.0192	130	130	130	130	130	130	130	130	130
508.0192	130	130	130	130	130	130	130	130	130
408.0112	130	130	130	130	130	130	130	130	130
508.0112	130	130	130	130	130	130	130	130	130

Maximum vent weight (kg) \*

\* THE SPECIFIED VENT WEIGHT IS ONLY POSSIBLE WHEN THE CHOSEN ACCESSORIES CAN WITHSTAND THIS LOAD.

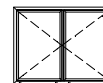




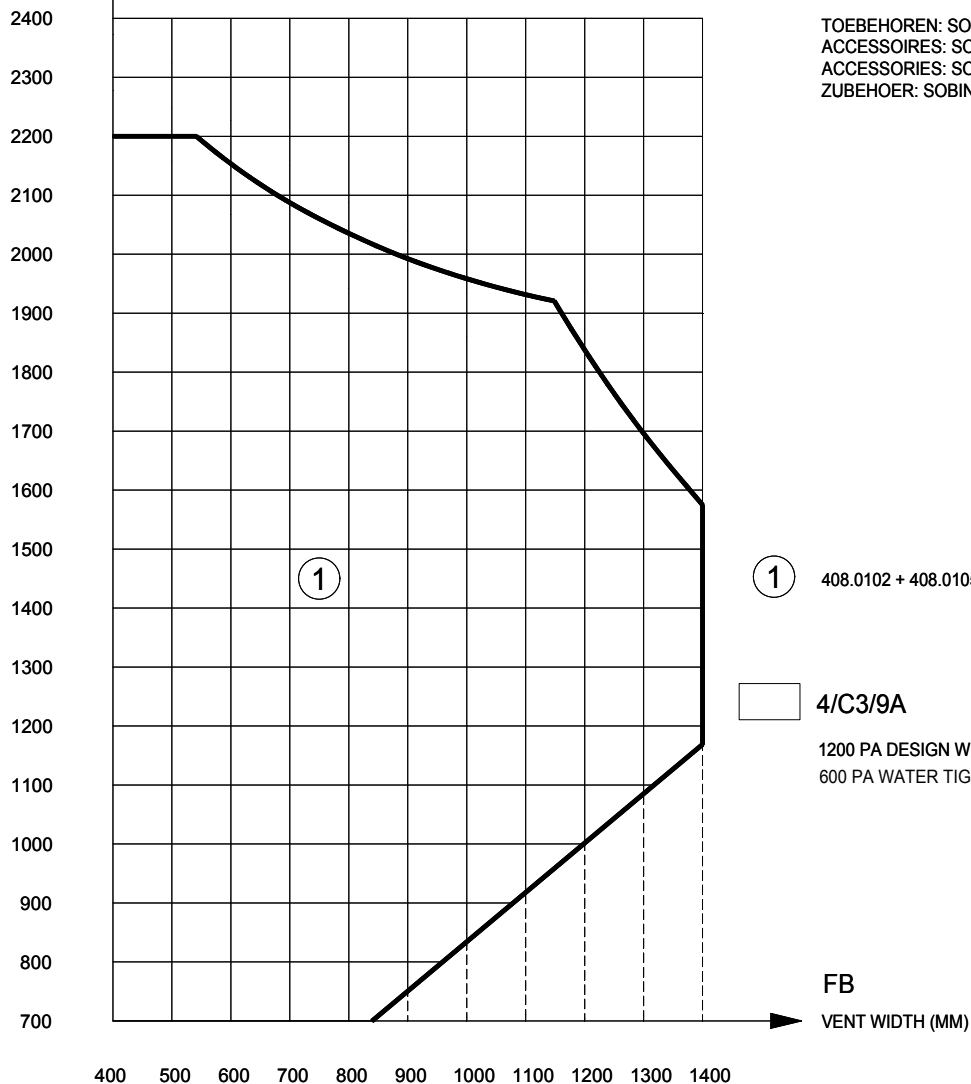
**FH**

VENT HEIGHT (MM)

GEINTEGREERDE STOLPRAAM  
FENETRE DOUBLE OUVRANTE INTEGREE  
INTEGRATED DOUBLE CASEMENT WINDOW  
INTEGRIERTE STULP-DREHFENSTER



TOEBEHOREN: SOBINCO CHRONO / CHRONO INVISION  
ACCESSOIRES: SOBINCO CHRONO / CHRONO INVISION  
ACCESSORIES: SOBINCO CHRONO / CHRONO INVISION  
ZUBEHOER: SOBINCO CHRONO / CHRONO INVISION



① 408.0102 + 408.0105

4/C3/9A  
1200 PA DESIGN WIND LOAD  
600 PA WATER TIGHTNESS

**FB**  
VENT WIDTH (MM)

408.0102	140	140	140	140	140	140	126	112	101	92	83
Maximum vent weight (kg) *											

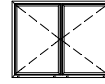
\* THE SPECIFIED VENT WEIGHT IS ONLY POSSIBLE WHEN THE CHOSEN ACCESSORIES CAN WITHSTAND THIS LOAD.



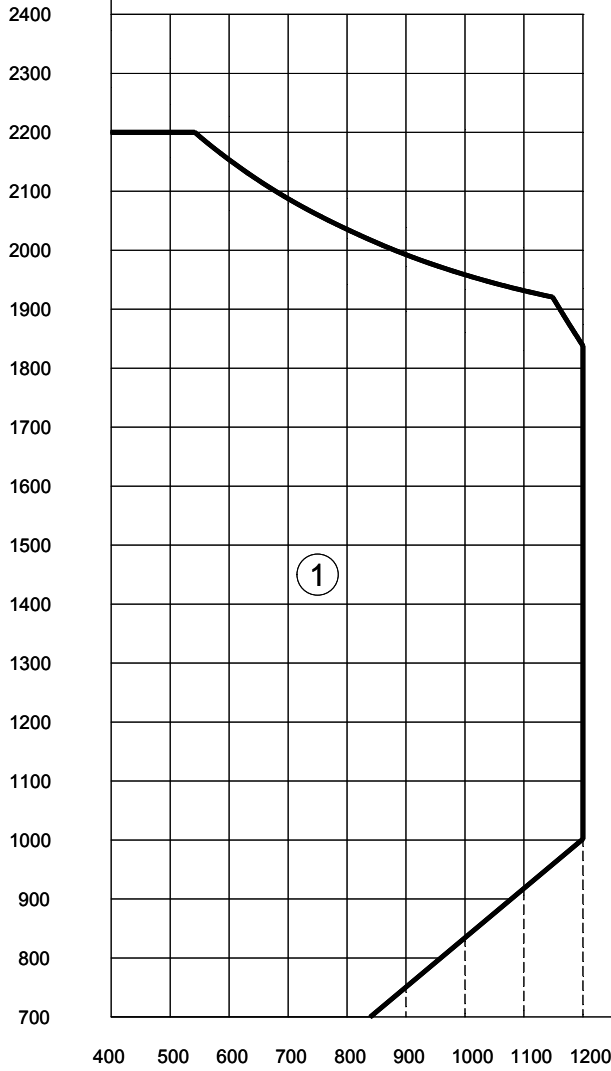
**FH**

VENT HEIGHT (MM)

GEINTEGREERDE STOLPRAAM  
FENETRE DOUBLE OUVRANTE INTEGREE  
INTEGRATED DOUBLE CASEMENT WINDOW  
INTEGRIERTE STULP-DREHFENSTER



TOEBEHOREN: SIEGENIA LM4200 / AXXENT  
ACCESSOIRES: SIEGENIA LM4200 / AXXENT  
ACCESSORIES: SIEGENIA LM4200 / AXXENT  
ZUBEHOER: SIEGENIA LM4200 / AXXENT



① 408.0102 + 408.0105

② 4/C3/9A  
1200 PA DESIGN WIND LOAD  
600 PA WATER TIGHTNESS

**FB**

VENT WIDTH (MM)

408.0102 130 130 130 130 130 130 126 112 101

Maximum vent weight (kg) \*

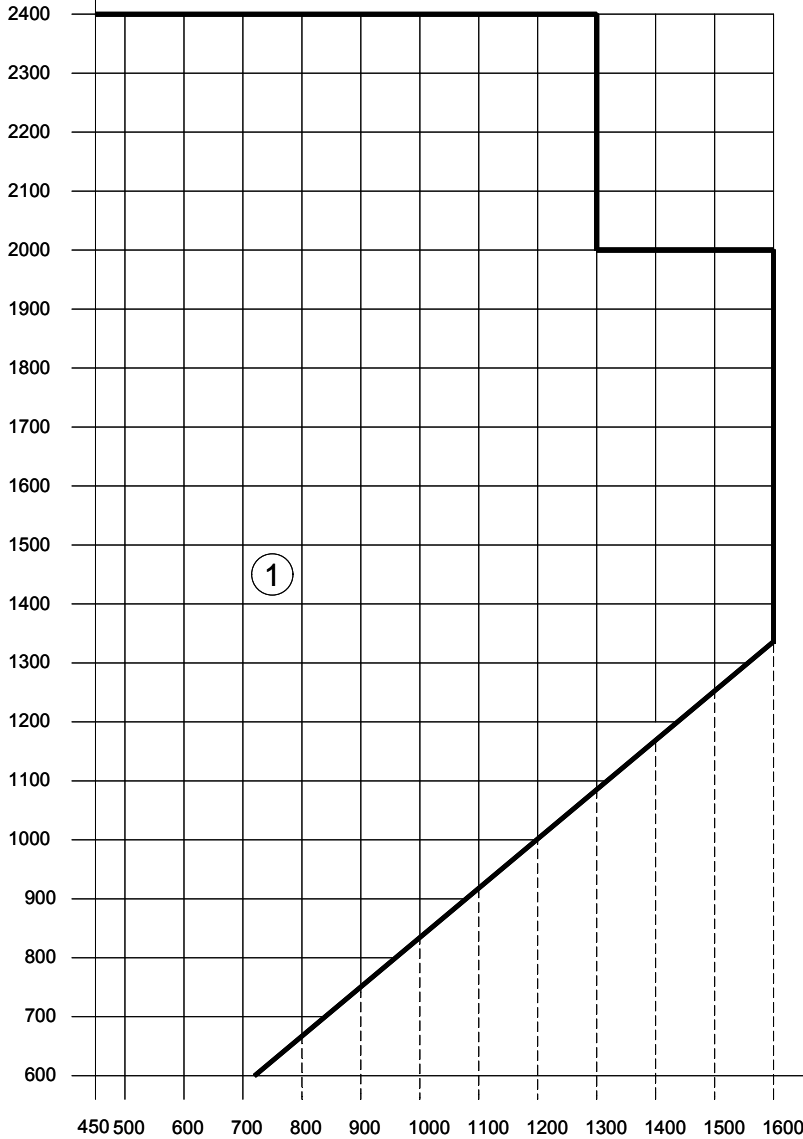
\* THE SPECIFIED VENT WEIGHT IS ONLY POSSIBLE WHEN THE CHOSEN ACCESSORIES CAN WITHSTAND THIS LOAD.



FH

VENT HEIGHT (MM)

DRAAIRAAM NAAR BUITENDRAAIEND  
FENETRE OUVRANT A LA FRANCAISE OUVR. VERS L'EXT  
SIDE-HUNG WINDOW OUTWARD OPENING  
DREHFENSTER NACH AUSSEN OEFFNEND



TOEBEHOREN: SOBINCO / SIEGENIA  
ACCESSOIRES: SOBINCO / SIEGENIA  
ACCESSORIES: SOBINCO / SIEGENIA  
ZUBEHOER: SOBINCO / SIEGENIA

① 408.0051  
508.0051



4/C4/9A

1600 PA DESIGN WIND LOAD  
600 PA WATER TIGHTNESS

FB

VENT WIDTH (MM)

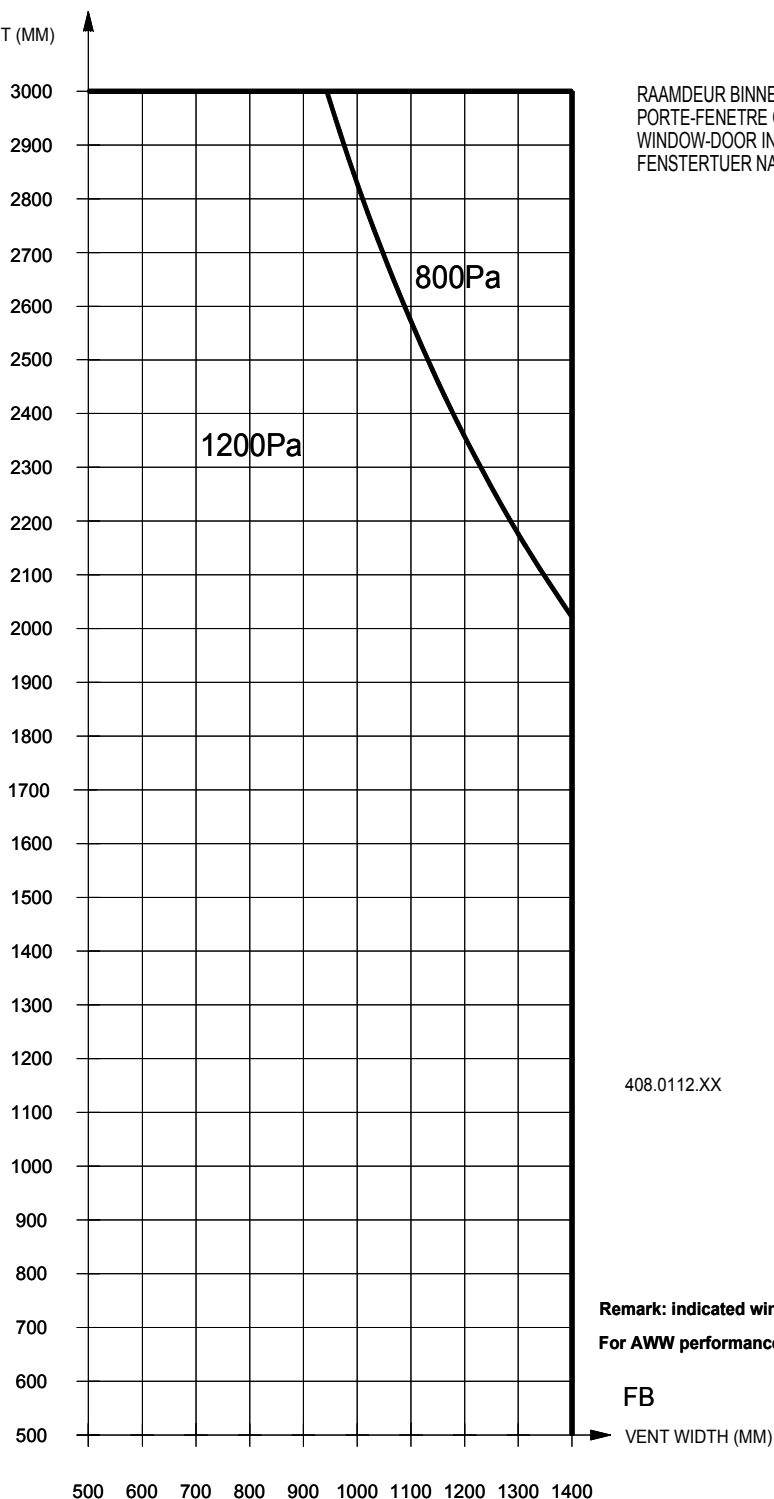
Max. vleugelgewicht Axxent = 130 kg Poids d' ouvrant max. Axxent = 130 kg  
Max. vleugelgewicht Invision = 170 kg Poids d' ouvrant max. Invision = 170 kg

Max. vent weight Axxent = 130 kg Höchstflügelgewicht Axxent = 130 kg  
Max. vent weight Invision = 170 kg Höchstflügelgewicht Invision = 170 kg

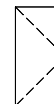


FH

VENT HEIGHT (MM)



RAAMDEUR BINNENDRAAIEND  
PORTE-FENETRE OUVRANT VERS L'INTERIEUR  
WINDOW-DOOR INWARD OPENING  
FENSTERTUER NACH INNEN OEFFNEND



408.0112.XX

Remark: indicated wind pressure = design wind load

For AWW performance and corresponding dimension limits see CE passport

FB

VENT WIDTH (MM)

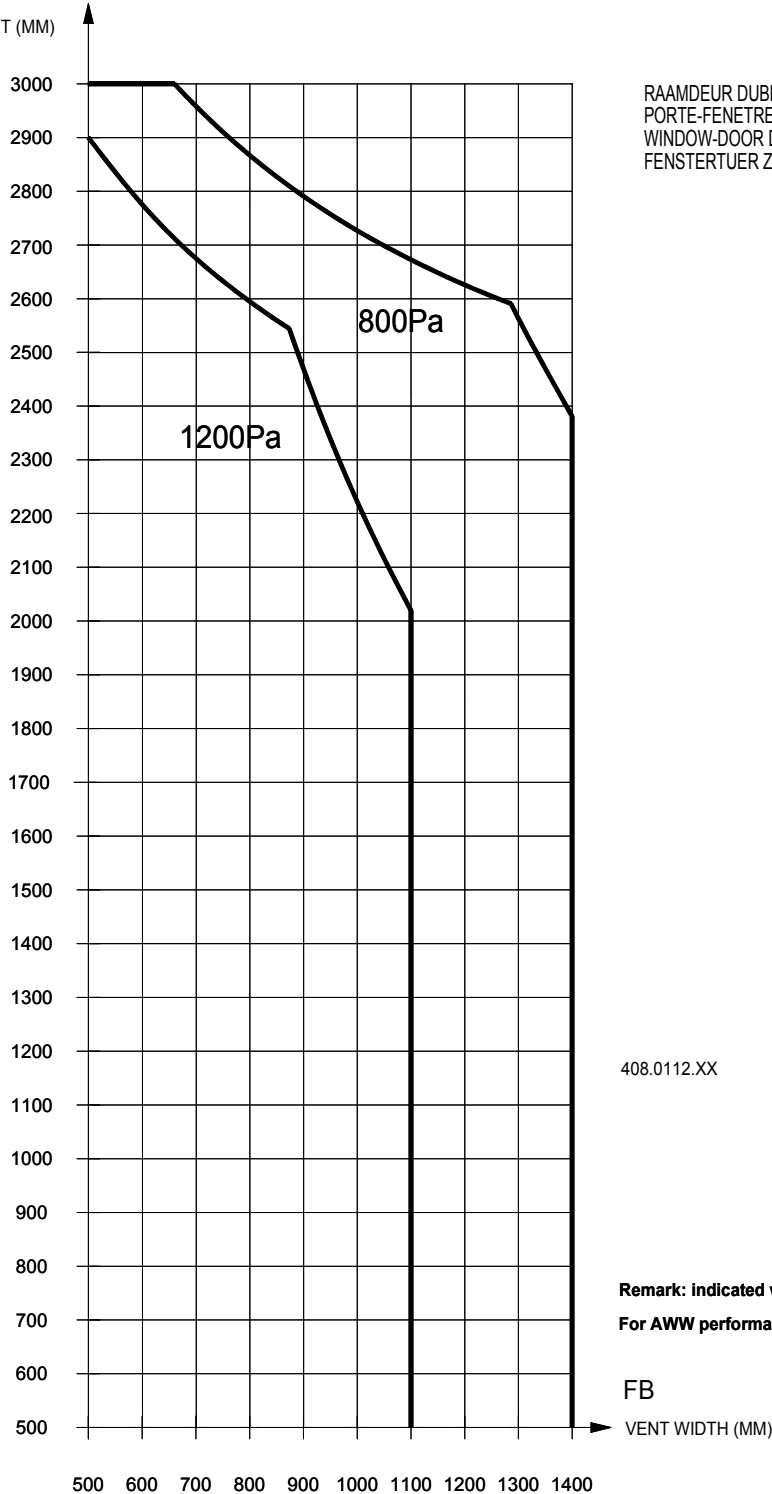
500 600 700 800 900 1000 1100 1200 1300 1400

DE MAXIMALE AFMETINGEN ZIJN ENKEL GEBASEERD OP PROFIELEIGENSCHAPPEN.  
ER DIENT OOK STEEDS REKENING GEHOUDEN TE WORDEN MET DE BESLAG SPECIFICATIES.  
LES DIMENSIONS MAXIMALES NE SONT BASEES QUE SUR LES CARACTERISTIQUES DU PROFILE.  
IL FAUT EN TOUS CAS TENIR COMPTE DES SPECIFICATIONS DE ACCESSOIRES.  
THE MAXIMUM SIZES ARE ONLY BASED ON PROFILE CHARACTERISTICS.  
ONE SHOULD AT ALL TIMES TAKE INTO ACCOUNT THE ACCESSORY SPECIFICATIONS.  
DIE MAXIMALABMESSUNGEN SIND NUR AUF DIE PROFIELEIGENSCHAFTEN BASIERT.  
MAN SOLL IMMER MIT DEN ZUBEHOERSPFIZIKATIONEN RECHNEN.



FH

VENT HEIGHT (MM)



RAAMDEUR DUBBEL NAAR BINNENDRAAIEND  
PORTE-FENETRE DOUBLE OUVRANT VERS L'INTERIEUR  
WINDOW-DOOR DOUBLE INWARD OPENING  
FENSTERTUER ZWEIFLUEGELIG NACH INNEN OEFFNEND



408.0112.XX

Remark: indicated wind pressure = design wind load

For AWW performance and corresponding dimension limits see CE passport

FB

VENT WIDTH (MM)

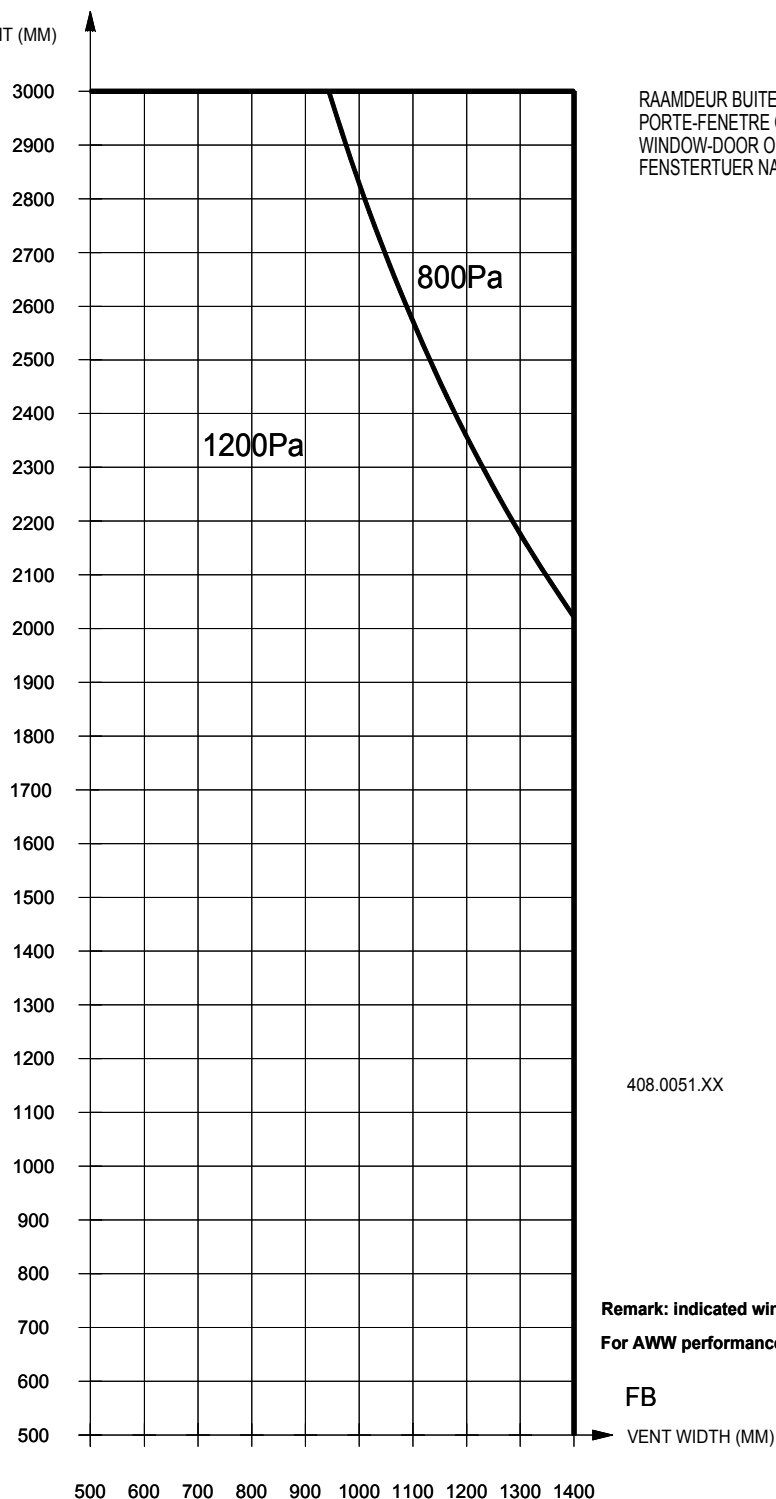
500 600 700 800 900 1000 1100 1200 1300 1400

DE MAXIMALE AFMETINGEN ZIJN ENKEL GEBASEERD OP PROFIELEIGENSCHAPPEN.  
ER DIEN OOK STEEDS REKENING GEHOUDEN TE WORDEN MET DE BESLAG SPECIFICATIES.  
LES DIMENSIONS MAXIMALES NE SONT BASEES QUE SUR LES CARACTERISTIQUES DU PROFILE.  
IL FAUT EN TOUS CAS TENIR COMPTE DES SPECIFICATIONS DE ACCESSOIRES.  
THE MAXIMUM SIZES ARE ONLY BASED ON PROFILE CHARACTERISTICS.  
ONE SHOULD AT ALL TIMES TAKE INTO ACCOUNT THE ACCESSORY SPECIFICATIONS.  
DIE MAXIMALABMESSUNGEN SIND NUR AUF DIE PROFIELEIGENSCHAFTEN BASIERT.  
MAN SOLL IMMER MIT DEN ZUBEHOERSPZIFIKATIONEN RECHNEN.



FH

VENT HEIGHT (MM)



RAAMDEUR BUITENDRAAIEND  
PORTE-FENETRE OUVRANT VERS L'EXTERIEUR  
WINDOW-DOOR OUTWARD OPENING  
FENSTERTUER NACH AUSSEN OEFFNEND



408.0051.XX

Remark: indicated wind pressure = design wind load

For AWW performance and corresponding dimension limits see CE passport

FB

VENT WIDTH (MM)

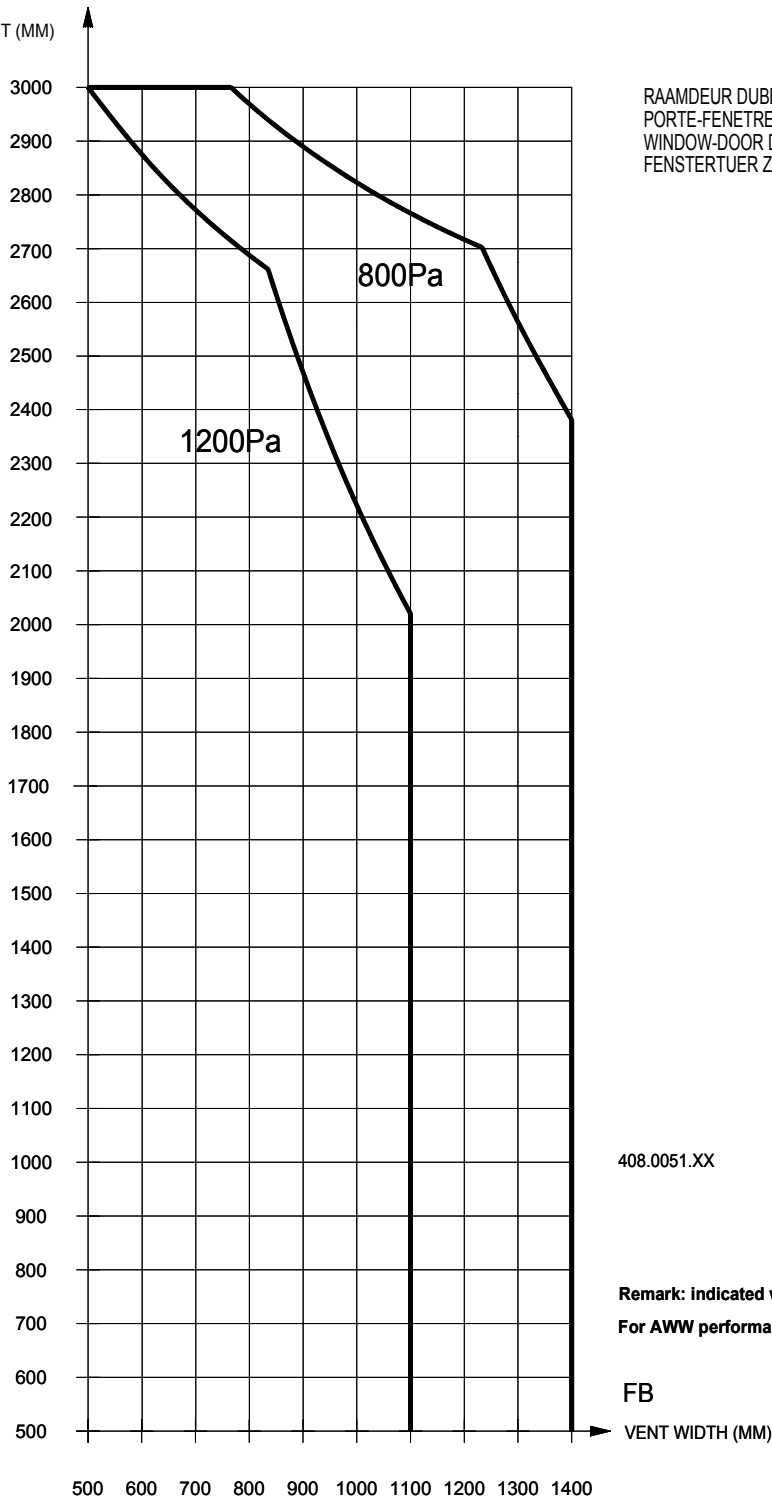
500 600 700 800 900 1000 1100 1200 1300 1400

DE MAXIMALE AFMETINGEN ZIJN ENKEL GEBASEERD OP PROFIELEIGENSCHAPPEN.  
ER DIENT OOK STEEDS REKENING GEHOUDEN TE WORDEN MET DE BESLAG SPECIFICATIES.  
LES DIMENSIONS MAXIMALES NE SONT BASEES QUE SUR LES CARACTERISTIQUES DU PROFILE.  
IL FAUT EN TOUS CAS TENIR COMPTE DES SPECIFICATIONS DE ACCESSOIRES.  
THE MAXIMUM SIZES ARE ONLY BASED ON PROFILE CHARACTERISTICS.  
ONE SHOULD AT ALL TIMES TAKE INTO ACCOUNT THE ACCESSORY SPECIFICATIONS.  
DIE MAXIMALABMESSUNGEN SIND NUR AUF DIE PROFIELEIGENSCHAFTEN BASIERT.  
MAN SOLL IMMER MIT DEN ZUBEHOERSPEZIFIKATIONEN RECHNEN.



## FH

VENT HEIGHT (MM)



RAAMDEUR DUBBEL NAAR BUITENDRAAIEND  
PORTE-FENETRE DOUBLE OUVRANT VERS L'EXTERIEUR  
WINDOW-DOOR DOUBLE OUTWARD OPENING  
FENSTERTUER ZWEIFLUEGELIG NACH AUSSEN OEFFNEND



408.0051.XX

Remark: indicated wind pressure = design wind load  
For AWW performance and corresponding dimension limits see CE passport

FB

VENT WIDTH (MM)

500 600 700 800 900 1000 1100 1200 1300 1400

DE MAXIMALE AFMETINGEN ZIJN ENKEL GEBASEERD OP PROFIELEIGENSCHAPPEN.  
ER DIENT OOK STEEDS REKENING GEHOUDEN TE WORDEN MET DE BESLAG SPECIFICATIES.  
LES DIMENSIONS MAXIMALES NE SONT BASEES QUE SUR LES CARACTERISTIQUES DU PROFILE.  
IL FAUT EN TOUS CAS TENIR COMPTE DES SPECIFICATIONS DE ACCESSOIRES.  
THE MAXIMUM SIZES ARE ONLY BASED ON PROFILE CHARACTERISTICS.  
ONE SHOULD AT ALL TIMES TAKE INTO ACCOUNT THE ACCESSORY SPECIFICATIONS.  
DIE MAXIMALABMESSUNGEN SIND NUR AUF DIE PROFIELEIGENSCHAFTEN BASIERT.  
MAN SOLL IMMER MIT DEN ZUBEHOERSPZIFIKATIONEN RECHNEN.

# MASTERLINE 8

Functional

MAX. AFMETINGEN  
DIMENSIONS MAX.  
MAX. SIZES  
MAX. ABMESSUNGEN



B



**C**



**Profielen**

**Perfilés**

**Profiles**

**Profile**



**BUITENKADER  
DORMANT  
OUTER FRAME  
BLENDRAHMEN**

			$\frac{A}{dm^2/m}$	$\frac{P}{dm^2/m}$	$\leftarrow L_m \rightarrow$	$I_x \text{ cm}^4$	$I_y \text{ cm}^4$
408.0136.XX			27.34	8.4	7.00	20.473	5.431
408.0183.XX			28.74	9.8	7.00	23.193	8.350
408.0160.XX			30.74	11.4	7.00	26.779	14.341
408.0125.XX			32.74	13.8	7.00	30.365	22.783
408.0142.XX			39.34	20.4	7.00	47.849	75.532
4F8.0142.XX			39.34	20.4	7.00	47.849	75.532
408.0140.XX			44.74	25.8	7.00	63.446	159.419

**BUITENKADER GEVEL  
DORMANT MUR-RIDEAU  
OUTER FRAME CURTAIN WALL  
BLENDRAHMEN FASSADE**

			$\frac{A}{dm^2/m}$	$\frac{P}{dm^2/m}$	$\leftarrow L_m \rightarrow$	$I_x \text{ cm}^4$	$I_y \text{ cm}^4$
408.0826.XX			33.29	9.8	7.00	25.026	12.260
408.0827.04			-	-	7.00	0.613	0.950

**BUITENKADER  
DORMANT  
OUTER FRAME  
BLENDRAHMEN**

			$\frac{A}{dm^2/m}$	$\frac{P}{dm^2/m}$	$\leftarrow L_m \rightarrow$	$I_x \text{ cm}^4$	$I_y \text{ cm}^4$
408.8110.XX			37.95	13.1	7.00	50.963	11.328
408.8130.XX			41.95	15.1	7.00	75.237	12.509
408.8139.XX			43.75	16.0	7.00	88.747	13.040
408.8155.XX			46.95	17.6	7.00	117.042	13.983

**OMKEERPROFIEL  
PROFILE INVERSION  
CHANGEOVER PROFILE  
WECHSELPROFIL**

			$\frac{A}{dm^2/m}$	$\frac{P}{dm^2/m}$	$\leftarrow L_m \rightarrow$	$I_x \text{ cm}^4$	$I_y \text{ cm}^4$
408.3001.XX			28.57	7.7	7.00	19.696	8.117

## DILATATIEPROFIEL PROFILE DE DILATATION EXPANSION PROFILE AUSDEHNUNGSPROFIL

			$\frac{A}{dm^2/m}$	$\frac{P}{dm^2/m}$	$\leftarrow L_m \rightarrow$	$I_x \text{ cm}^4$	$I_y \text{ cm}^4$
408.0880.XX			39.98	8.8	7.00	22.150	5.353
408.0882.XX			34.02	9.4	7.00	26.331	8.302
408.0885.XX			37.14	11.4	7.00	29.205	13.199
408.0886.XX			49.54	14.2	7.00	32.791	21.478
408.0887.XX			59.12	16.4	7.00	88.652	11.980
408.0888.XX			62.32	18.0	7.00	115.698	12.631
408.0080.XX			15.21	2.7	7.00	0.643	0.698

## Z-PROFIEL PROFILE-Z Z-PROFILE Z-PROFIL

			$\frac{A}{dm^2/m}$	$\frac{P}{dm^2/m}$	$\leftarrow L_m \rightarrow$	$I_x \text{ cm}^4$	$I_y \text{ cm}^4$
408.0442.XX			33.98	11.1	7.00	24.899	10.131
408.0443.XX			35.38	12.5	7.00	27.628	14.154

			$\frac{A}{dm^2/m}$	$\frac{P}{dm^2/m}$	$\leftarrow L_m \rightarrow$	$I_x \text{ cm}^4$	$I_y \text{ cm}^4$
408.0444.XX			39.38	16.5	7.00	34.939	32.465

## OMKEERPROFIEL PROFILE INVERSION CHANGEOVER PROFILE WECHSELPROFIL

			$\frac{A}{dm^2/m}$	$\frac{P}{dm^2/m}$	$\leftarrow L_m \rightarrow$	$I_x \text{ cm}^4$	$I_y \text{ cm}^4$
408.3001.XX			28.57	7.7	7.00	19.696	8.117

## ONDERDORPEL SEUIL SILL BASISPROFIL

			$\frac{A}{dm^2/m}$	$\frac{P}{dm^2/m}$	$\leftarrow L_m \rightarrow$	$I_x \text{ cm}^4$	$I_y \text{ cm}^4$
408.0145.XX			25.14	6.9	7.00	15.634	4.593
408.0146.XX			22.09	3.7	7.00	9.359	3.697
408.0025.04			-	-	7.00	7.209	18.513
130.0029.XX			9.23	1.9	7.00	0.234	0.150

## VLEUGEL OUVRANT VENT FLUEGEL

			$\frac{A}{dm^2/m}$	$\frac{P}{dm^2/m}$	$L_m$	$I_x \text{ cm}^4$	$I_y \text{ cm}^4$
408.0102.XX			36.02	11.1	7.00	30.785	10.891
408.0192.XX			39.20	14.1	7.00	38.629	22.332
408.0112.XX			42.20	17.1	7.00	45.992	40.312

## VLEUGEL NAAR BUITENDRAAIEND OUVRANT VERS L'EXTERIEUR VENT OUTWARD OPENING FLUEGEL NACH AUSSEN OEFFNEND

			$\frac{A}{dm^2/m}$	$\frac{P}{dm^2/m}$	$L_m$	$I_x \text{ cm}^4$	$I_y \text{ cm}^4$
408.0051.XX			43.34	18.3	7.00	54.927	54.003
4F8.0051.XX			43.34	18.3	7.00	54.927	54.003

## STOLPPROFIEL BATTEE CENTRALE FENETRE DOUBLE OUVRANTE DOUBLE CASEMENT PROFILE STULPPROFIL

			$\frac{A}{dm^2/m}$	$\frac{P}{dm^2/m}$	$L_m$	$I_x \text{ cm}^4$	$I_y \text{ cm}^4$
408.0115.XX			31.54	11.0	7.00	24.362	9.494
408.0105.XX			58.71	16.3	7.00	39.796	20.461

## T-PROFIEL TRAVERSE TRANSOM-MULLION SPROSSE

			$\frac{A}{dm^2/m}$	$\frac{P}{dm^2/m}$	$L_m$	$I_x \text{ cm}^4$	$I_y \text{ cm}^4$
408.0813.XX			38.47	11.5	7.00	32.846	10.584
408.0820.XX			39.87	13.7	7.00	36.245	15.056
408.0814.XX			43.87	16.9	7.00	45.347	35.562

## KLEINHOUTEN PETIT BOIS GEORGIAN BARS ZIERSPROSSE

			$\frac{A}{dm^2/m}$	$\frac{P}{dm^2/m}$	$L_m$	$I_x \text{ cm}^4$	$I_y \text{ cm}^4$
030.1050.XX			7.01	3.9	7.00	0.058	0.799

**T-PROFIEL  
 TRAVERSE  
 TRANSOM-MULLION  
 SPROSSE**

			$\frac{A}{dm^2/m}$	$\frac{P}{dm^2/m}$	$L_m$	$I_x \text{ cm}^4$	$I_y \text{ cm}^4$
408.0113.XX			33.98	11.5	7.00	23.636	10.131
408.0120.XX			35.38	12.9	7.00	26.409	14.154
408.0165.XX			37.38	14.1	7.00	30.055	21.957
408.0114.XX			39.38	16.9	7.00	33.688	32.456
408.0123.XX			43.38	20.1	7.00	46.851	64.152
4F8.0123.XX			43.38	20.1	7.00	46.851	64.152
408.0116.XX			47.38	24.1	7.00	57.107	113.868
4F8.0116.XX			47.38	24.1	7.00	57.107	113.868
408.0850.XX			51.17	28.9	7.00	67.126	186.234
408.0851.XX			55.38	32.9	7.00	75.377	282.669

			$\frac{A}{dm^2/m}$	$\frac{P}{dm^2/m}$	$L_m$	$I_x \text{ cm}^4$	$I_y \text{ cm}^4$
408.0852.XX			59.38	36.9	7.00	83.597	405.917
408.0853.XX			63.17	40.9	7.00	90.932	537.830
408.0854.XX			67.38	44.9	7.00	102.039	720.766

## T-PROFIEL TRAVERSE TRANSOM-MULLION SPROSSE

			$\frac{A}{dm^2/m}$	$\frac{P}{dm^2/m}$	$L_m$	$I_x \text{ cm}^4$	$I_y \text{ cm}^4$
408.0855.XX			71.17	48.9	7.00	110.227	936.692
408.0856.XX			75.38	52.9	7.00	120.740	1202.682

			$\frac{A}{dm^2/m}$	$\frac{P}{dm^2/m}$	$L_m$	$I_x \text{ cm}^4$	$I_y \text{ cm}^4$
408.0894.XX			24.10	8.7	7.00	22.743	8.103
408.0896.XX			30.10	14.7	7.00	39.019	36.975

## VERSTERKINGSPROFIEL PROFILE DE RENFORCEMENT REINFORCEMENT PROFILE VERSTAERKUNGSPROFIL

			$\frac{A}{dm^2/m}$	$\frac{P}{dm^2/m}$	$L_m$	$I_x \text{ cm}^4$	$I_y \text{ cm}^4$
408.0100.XX			43.87	21.4	7.00	67.821	29.835
408.0109.XX			49.67	27.2	7.00	116.612	34.785
408.0110.XX			52.87	30.4	7.00	158.029	38.542
408.0111.XX			47.30	24.8	7.00	96.078	23.968

4F8.0896.XX			30.10	14.7	7.00	39.019	36.975
408.0891.XX			38.10	22.7	7.00	59.396	134.503

## VERBREDINGSPROFIEL PROFILE D'ELARGISSEMENT ENLARGING PROFILE VERBREITERUNGSPROFIL

			$\frac{A}{dm^2/m}$	$\frac{P}{dm^2/m}$	$L_m$	$I_x \text{ cm}^4$	$I_y \text{ cm}^4$
408.0004.XX			41.11	20.1	7.00	52.732	101.576

## VERBREDINGSPROFIEL PROFILE D'ELARGISSEMENT ENLARGING PROFILE VERBREITERUNGSPROFIL

			$\frac{A}{dm^2/m}$	$\frac{P}{dm^2/m}$	$L_m$	$I_x \text{ cm}^4$	$I_y \text{ cm}^4$
408.0890.XX			20.72	5.3	7.00	16.306	1.787
408.0892.XX			22.10	6.7	7.00	19.102	3.720

## BUITENKADER HI+ DORMANT OUTER FRAME BLENDRAHMEN

			$\frac{A}{dm^2/m}$	$\frac{P}{dm^2/m}$	$\leftarrow L_m \rightarrow$	$I_x \text{ cm}^4$	$I_y \text{ cm}^4$
508.0136.XX			27.34	8.4	7.00	20.473	5.431
508.0183.XX			28.74	9.8	7.00	23.193	8.350
508.0160.XX			30.74	11.4	7.00	26.779	14.341
508.0125.XX			32.74	13.8	7.00	30.365	22.783
508.0140.XX			39.60	26.1	7.00	63.446	159.419
508.0142.XX			39.34	20.7	7.00	47.849	75.532
5F8.0142.XX			39.34	21.4	7.00	47.849	75.532

## BUITENKADER GEVEL HI DORMANT MUR-RIDEAU HI OUTER FRAME CURTAIN WALL HI BLENDRAHMEN FASSADE HI

			$\frac{A}{dm^2/m}$	$\frac{P}{dm^2/m}$	$\leftarrow L_m \rightarrow$	$I_x \text{ cm}^4$	$I_y \text{ cm}^4$
508.0826.XX			33.29	12.0	7.00	25.026	12.260

## BUITENKADER HI+ DORMANT HI OUTER FRAME HI BLENDRAHMEN HI

			$\frac{A}{dm^2/m}$	$\frac{P}{dm^2/m}$	$\leftarrow L_m \rightarrow$	$I_x \text{ cm}^4$	$I_y \text{ cm}^4$
508.8110.XX			37.95	13.1	7.00	50.963	11.328
508.8130.XX			41.95	15.1	7.00	75.241	12.509
508.8139.XX			43.75	16.0	7.00	88.747	13.040
508.8155.XX			46.95	17.6	7.00	117.051	13.984

## OMKEERPROFIEL HI+ PROFILE INVERSION CHANGEOVER PROFILE WECHSELPROFIL

			$\frac{A}{dm^2/m}$	$\frac{P}{dm^2/m}$	$\leftarrow L_m \rightarrow$	$I_x \text{ cm}^4$	$I_y \text{ cm}^4$
508.3001.XX			28.57	7.8	7.00	19.696	8.117



## DILATATIEPROFIEL HI+ PROFILE DE DILATATION EXPANSION PROFILE AUSDEHNUNGSPROFIL

			$\frac{A}{dm^2/m}$	$\frac{P}{dm^2/m}$	$\leftarrow L_m \rightarrow$	$I_x \text{ cm}^4$	$I_y \text{ cm}^4$
508.0880.XX			39.98	8.8	7.00	22.150	5.353
508.0882.XX			34.02	9.4	7.00	26.331	8.302
508.0885.XX			37.14	11.4	7.00	29.205	13.199
508.0886.XX			49.54	14.2	7.00	32.791	21.478
508.0887.XX			50.75	13.8	7.00	88.652	11.980
508.0888.XX			53.93	17.6	7.00	115.698	12.631
408.0080.XX			15.21	2.7	7.00	0.643	0.698

## Z-PROFIEL HI+ PROFILE-Z HI Z-PROFILE HI Z-PROFIL HI

			$\frac{A}{dm^2/m}$	$\frac{P}{dm^2/m}$	$\leftarrow L_m \rightarrow$	$I_x \text{ cm}^4$	$I_y \text{ cm}^4$
508.0442.XX			33.98	11.4	7.00	24.899	10.131
508.0443.XX			35.38	12.8	7.00	27.682	14.154

			$\frac{A}{dm^2/m}$	$\frac{P}{dm^2/m}$	$\leftarrow L_m \rightarrow$	$I_x \text{ cm}^4$	$I_y \text{ cm}^4$
508.0444.XX			39.38	16.8	7.00	34.939	32.465





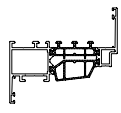











## OMKEERPROFIEL HI+ PROFILE INVERSION CHANGEOVER PROFILE WECHSELPROFIL

			$\frac{A}{dm^2/m}$	$\frac{P}{dm^2/m}$	$\leftarrow L_m \rightarrow$	$I_x \text{ cm}^4$	$I_y \text{ cm}^4$
508.3001.XX			28.57	7.8	7.00	19.696	8.117













## ONDERDORPEL HI+ SEUIL HI SILL HI BASISPROFIL HI

			$\frac{A}{dm^2/m}$	$\frac{P}{dm^2/m}$	$\leftarrow L_m \rightarrow$	$I_x \text{ cm}^4$	$I_y \text{ cm}^4$
508.0145.XX			25.14	6.9	7.00	15.634	4.593
508.0146.XX			22.09	3.7	7.00	9.359	3.697













**VLEUGEL HI+  
 OUVRANT HI+  
 VENT HI+  
 FLUEGEL HI+**

			$\frac{A}{dm^2/m}$	$\frac{P}{dm^2/m}$	$L_m$	$I_x \text{ cm}^4$	$I_y \text{ cm}^4$
508.0102.XX			36.01	11.1	7.00	30.785	10.883
							
508.0192.XX			39.01	14.1	7.00	38.528	22.296
							
508.0112.XX			42.01	17.1	7.00	45.898	40.230
							


















**VLEUGEL NAAR BUITENDRAAIEND HI+  
 OUVRANT VERS L'EXTERIEUR HI  
 VENT OUTWARD OPENING HI  
 FLUEGEL NACH AUSSEN OEFFNEND HI**

			$\frac{A}{dm^2/m}$	$\frac{P}{dm^2/m}$	$L_m$	$I_x \text{ cm}^4$	$I_y \text{ cm}^4$
508.0051.XX			43.44	18.3	7.00	54.917	53.971
							
5F8.0051.XX			43.44	18.3	7.00	54.917	54.078
							

**STOLPPROFIEL HI+  
 BATTEE CENTRALE FENETRE DOUBLE OUVRANTE  
 DOUBLE CASEMENT PROFILE  
 STULPPROFIL**

			$\frac{A}{dm^2/m}$	$\frac{P}{dm^2/m}$	$L_m$	$I_x \text{ cm}^4$	$I_y \text{ cm}^4$
508.0115.XX			31.54	11.0	7.00	30.447	9.494
							
508.0105.XX			48.56	16.3	7.00	39.796	20.461
							

**T-PROFIEL HI+  
 TRAVERSE  
 TRANSOM-MULLION  
 SPROSSE**

			$\frac{A}{dm^2/m}$	$\frac{P}{dm^2/m}$	$L_m$	$I_x \text{ cm}^4$	$I_y \text{ cm}^4$
508.0813.XX			37.47	11.5	7.00	32.846	10.584
							
508.0820.XX			39.87	13.7	7.00	36.245	15.056
							
508.0814.XX			43.87	16.9	7.00	45.347	35.562
							

**T-PROFIEL HI+  
 TRAVERSE HI+  
 TRANSOM-MULLION HI+  
 SPROSSE HI+**

			$\frac{A}{dm^2/m}$	$\frac{P}{dm^2/m}$	$L_m$	$I_x \text{ cm}^4$	$I_y \text{ cm}^4$
508.0113.XX			33.98	11.5	7.00	23.636	10.131
508.0120.XX			35.38	12.9	7.00	26.409	14.154
508.0165.XX			37.38	14.1	7.00	30.055	21.957
508.0114.XX			40.48	16.9	7.00	33.688	32.465
508.0123.XX			43.38	20.1	7.00	46.851	64.152
5F8.0123.XX			43.38	20.1	7.00	46.851	64.152
508.0116.XX			47.38	24.1	7.00	57.107	113.868
5F8.0116.XX			47.38	24.1	7.00	57.107	113.868
508.0850.XX			51.38	28.9	7.00	67.156	186.592
508.0851.XX			55.38	32.9	7.00	75.377	282.669
508.0852.XX			59.38	36.9	7.00	83.597	405.917
508.0853.XX			63.38	40.9	7.00	90.963	538.848
508.0854.XX			67.72	44.9	7.00	102.039	720.766

C

**T-PROFIELE HI+  
 TRAVERSE HI+  
 TRANSOM-MULLION HI+  
 SPROSSE HI+**

			$\frac{A}{dm^2/m}$	$\frac{P}{dm^2/m}$	$L_m$	$I_x \text{ cm}^4$	$I_y \text{ cm}^4$
508.0855.XX			71.38	48.9	7.00	110.258	938.335
508.0856.XX			75.38	52.9	7.00	120.740	1202.682

			$\frac{A}{dm^2/m}$	$\frac{P}{dm^2/m}$	$L_m$	$I_x \text{ cm}^4$	$I_y \text{ cm}^4$
508.0894.XX			24.10	8.7	7.00	22.743	8.103
508.0896.XX			30.10	14.7	7.00	39.019	36.975

**VERSTERKINGSPROFIEL HI+  
 PROFILE DE RENFORCEMENT HI+  
 REINFORCEMENT PROFILE HI+  
 VERSTAERKUNGSPROFIL HI+**

			$\frac{A}{dm^2/m}$	$\frac{P}{dm^2/m}$	$L_m$	$I_x \text{ cm}^4$	$I_y \text{ cm}^4$
508.0100.XX			43.87	21.4	7.00	67.821	29.835
508.0109.XX			49.67	27.2	7.00	116.612	34.785
508.0110.XX			52.88	30.4	7.00	158.029	38.542
508.0111.XX			47.32	24.8	7.00	96.078	23.968

5F8.0896.XX			30.10	14.7	7.00	39.019	36.975
-------------	--	--	-------	------	------	--------	--------




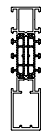

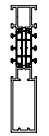

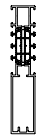

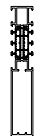


**VERBREDINGSPROFIEL HI+  
 PROFILE D'ELARGISSEMENT HI+  
 ENLARGING PROFILE HI+  
 VERBREITERUNGSPROFIL HI+**

			$\frac{A}{dm^2/m}$	$\frac{P}{dm^2/m}$	$L_m$	$I_x \text{ cm}^4$	$I_y \text{ cm}^4$
508.0004.XX			41.11	22.2	7.00	52.732	101.578

**VERBREDINGSPROFIEL HI+  
 PROFILE D'ELARGISSEMENT HI+  
 ENLARGING PROFILE HI+  
 VERBREITERUNGSPROFIL HI+**

			$\frac{A}{dm^2/m}$	$\frac{P}{dm^2/m}$	$L_m$	$I_x \text{ cm}^4$	$I_y \text{ cm}^4$
508.0890.XX			20.72	5.3	7.00	16.306	1.787
508.0892.XX			22.10	6.7	7.00	19.102	3.720

**KOPPELPROFIEL HI+**  
**PROFILE DE RACCORDEMENT HI**  
**CONNECTION PROFILE HI**  
**KUPPLUNGSPROFIL HI**

			$\frac{A}{dm^2/m}$	$\frac{P}{dm^2/m}$	$L_m$	$I_x \text{ cm}^4$	$I_y \text{ cm}^4$
508.0170.XX			27.27	12.5	7.00	42.881	3.657
508.0171.XX			31.27	16.5	7.00	64.228	4.663
508.0172.XX			33.07	18.3	7.00	76.932	5.132
508.0173.XX			36.27	21.5	7.00	100.193	5.920
508.0174.XX			43.67	28.9	7.00	184.736	7.824

## KOPPELPROFIEL PROFILE DE RACCORDEMENT CONNECTION PROFILE KUPPLUNGSPROFIL

			$\frac{A}{dm^2/m}$	$\frac{P}{dm^2/m}$	$L_m$	$I_x \text{ cm}^4$	$I_y \text{ cm}^4$
408.0170.XX			33.97	12.5	7.00	42.881	3.657
408.0171.XX			37.97	16.5	7.00	64.228	4.663
408.0172.XX			39.77	18.3	7.00	76.932	5.132
408.0173.XX			42.97	21.5	7.00	100.193	5.920
408.0174.XX			50.37	28.9	7.00	184.736	7.824

## VERSTEVIGINGSPROFIEL PROFILE DE RENFORCEMENT REINFORCEMENT PROFILE VERSTAERKUNGSPROFIL

			$\frac{A}{dm^2/m}$	$\frac{P}{dm^2/m}$	$L_m$	$I_x \text{ cm}^4$	$I_y \text{ cm}^4$
030.1097.00			-	-	7.00	10.260	4.477
030.1098.00			-	-	7.00	19.656	6.287
030.3099.XX			31.23	15.3	7.00	9.625	5.654

## HOEKPROFIEL VARIABEL PROFILE D'ANGLE VARIABLE VARIABLE CORNER PROFILE VARIABLELES ECKPROFIL

			$\frac{A}{dm^2/m}$	$\frac{P}{dm^2/m}$	$L_m$	$I_x \text{ cm}^4$	$I_y \text{ cm}^4$
108.0018.XX			25.62	15.8	7.00	25.968	12.103
108.0178.XX			25.09	6.5	7.00	16.651	7.657
108.1132.XX			42.95	15.4	7.00	30.691	30.697

## DECORATIE PROFIEL PROFILE DE DECORATION DECORATION PROFILE DEKORATION PROFIL

			$\frac{A}{dm^2/m}$	$\frac{P}{dm^2/m}$	$L_m$	$I_x \text{ cm}^4$	$I_y \text{ cm}^4$
030.0130.XX			35.62	12.1	7.00	1.964	13.466
030.0131.XX			32.69	12.3	7.00	1.625	14.912
030.0132.XX			33.14	9.7	7.00	0.427	7.832
030.0133.XX			23.40	7.3	7.00	0.224	4.266
013.5109.XX			8.69	4.9	6.50	0.272	0.067

**AFWERKINGSPROFIEL**  
**PROFILE DE FINITION**  
**FINISHING PROFILE**  
**AUSFUEHRUNGSPROFIL**

			$\frac{A}{dm^2/m}$	$\frac{P}{dm^2/m}$	$\leftarrow L_m \rightarrow$	$I_x \text{ cm}^4$	$I_y \text{ cm}^4$
004.3130.XX			19.05	1.6	6.00	1.141	1.881
004.3843.XX			23.68	8.0	6.00	4.009	1.621
030.1143.XX			22.89	7.8	6.00	2.215	3.495
004.3167.XX			35.96	12.9	6.00	9.873	3.238
030.1142.XX			35.19	7.0	6.00	13.153	3.015

**CONDENSATIEGOOT + DRUPNEUS**  
**RECUPERATEUR D'EAU + REJET D'EAU**  
**CONDENSATION GUTTER + DRIP CAP**  
**RINNE KONDENSATION + WETTERSCHENKEL**

			$\frac{A}{dm^2/m}$	$\frac{P}{dm^2/m}$	$\leftarrow L_m \rightarrow$	$I_x \text{ cm}^4$	$I_y \text{ cm}^4$
004.3846.XX			7.39	5.9	6.00	0.074	0.257
030.3119.XX			7.27	2.3	6.00	0.071	0.187
030.0019.XX			8.62	2.7	7.00	0.138	0.186
026.0119.XX			12.77	3.8	6.00	0.314	0.870

## KADER CADRE FRAME BLENDRAHMEN

			$\frac{A}{dm^2/m}$	$\frac{P}{dm^2/m}$	$L_m$	$I_x \text{ cm}^4$	$I_y \text{ cm}^4$
408.0236.XX			30.48	9.0	7.00	29.638	8.777
408.0283.XX			31.90	10.4	7.00	32.967	12.948

## VLEUGEL OUVRANT VENT FLUEGEL

			$\frac{A}{dm^2/m}$	$\frac{P}{dm^2/m}$	$L_m$	$I_x \text{ cm}^4$	$I_y \text{ cm}^4$
408.0202.XX			36.57	11.3	7.00	35.093	14.646
408.0292.XX			39.57	14.3	7.00	42.465	28.447
408.0212.XX			42.57	17.3	7.00	49.625	49.461
408.0251.XX			43.79	18.9	7.00	56.941	64.365
4F8.0251.XX			43.79	18.9	7.00	56.941	64.365

## BUITENKADER HI+ CADRE FRAME BLENDRAHMEN

			$\frac{A}{dm^2/m}$	$\frac{P}{dm^2/m}$	$L_m$	$I_x \text{ cm}^4$	$I_y \text{ cm}^4$
508.0236.XX			30.48	9.0	7.00	29.638	8.777
508.0283.XX			31.90	10.4	7.00	32.967	12.948
508.0202.XX			36.57	11.3	7.00	35.093	14.646
508.0292.XX			39.57	14.3	7.00	42.465	28.447
508.0212.XX			42.59	17.3	7.00	49.625	49.461
508.0251.XX			44.34	18.9	7.00	56.941	64.365
5F8.0251.XX			44.34	18.9	7.00	56.941	64.365



**T-PROFIEL**  
**TRAVERSE**  
**TRANSOM-MULLION**  
**SPROSSE**

			$\frac{A}{dm^2/m}$	$\frac{P}{dm^2/m}$	$L_m$	$I_x \text{ cm}^4$	$I_y \text{ cm}^4$
408.0213.XX			35.26	12.7	7.00	33.996	18.403
408.0220.XX			36.66	14.1	7.00	37.649	24.832

**ONDERDORPEL**  
**SEUIL**  
**SILL**  
**BASISPROFIL**

			$\frac{A}{dm^2/m}$	$\frac{P}{dm^2/m}$	$L_m$	$I_x \text{ cm}^4$	$I_y \text{ cm}^4$
408.0245.XX			27.13	6.9	7.00	22.701	5.046
408.0246.XX			24.08	3.7	7.00	13.829	4.216

**T-PROFIEL HI+**  
**TRAVERSE**  
**TRANSOM-MULLION**  
**SPROSSE**

			$\frac{A}{dm^2/m}$	$\frac{P}{dm^2/m}$	$L_m$	$I_x \text{ cm}^4$	$I_y \text{ cm}^4$
508.0213.XX			35.26	12.7	7.00	33.996	18.403
508.0220.XX			36.66	14.1	7.00	37.649	24.832

**ONDERDORPEL HI+**  
**SEUIL HI**  
**SILL HI**  
**BASISPROFIL HI**

			$\frac{A}{dm^2/m}$	$\frac{P}{dm^2/m}$	$L_m$	$I_x \text{ cm}^4$	$I_y \text{ cm}^4$
508.0245.XX			27.13	7.1	7.00	22.701	5.046
508.0246.XX			24.08	8.0	7.00	13.829	4.216

**OPZETPROFIEL STOLP**  
**PROFILE AUXILIAIRE DOUBLE OUVRANT**  
**AUXILIARY PROFILE DOUBLE CASEMENT**  
**ZUSATZPROFIL STULP**

			$\frac{A}{dm^2/m}$	$\frac{P}{dm^2/m}$	$L_m$	$I_x \text{ cm}^4$	$I_y \text{ cm}^4$
001.0215.XX			21.25	7.7	7.00	0.202	7.098

## KADER CADRE FRAME BLENDRAHMEN

		$\frac{A}{dm^2/m}$	$\frac{P}{dm^2/m}$	$\leftarrow L_m \rightarrow$	$I_x \text{ cm}^4$	$I_y \text{ cm}^4$
408.0936.XX		30.47	9.0	7.00	29.770	9.136
408.0983.XX		31.87	10.4	7.00	33.094	13.346

## VLEUGEL OUVRANT VENT FLUEGEL

		$\frac{A}{dm^2/m}$	$\frac{P}{dm^2/m}$	$\leftarrow L_m \rightarrow$	$I_x \text{ cm}^4$	$I_y \text{ cm}^4$
408.0902.XX		36.56	11.3	7.00	35.471	15.203
408.0992.XX		39.56	14.3	7.00	42.828	29.182
408.0912.XX		42.56	17.3	7.00	49.980	50.395
408.0951.XX		43.78	18.9	7.00	57.202	65.386
4F8.0951.XX		43.78	18.9	7.00	57.202	65.386

## BUITENKADER HI+ CADRE FRAME BLENDRAHMEN

		$\frac{A}{dm^2/m}$	$\frac{P}{dm^2/m}$	$\leftarrow L_m \rightarrow$	$I_x \text{ cm}^4$	$I_y \text{ cm}^4$
508.0936.XX		30.47	9.0	7.00	29.770	9.136
508.0983.XX		31.87	10.4	7.00	33.094	13.346
508.0902.XX		36.56	11.3	7.00	35.471	15.203
508.0992.XX		39.56	14.3	7.00	42.828	29.182
508.0912.XX		42.56	17.3	7.00	49.980	50.395
508.0951.XX		43.78	18.9	7.00	57.202	65.386
5F8.0951.XX		43.78	18.9	7.00	57.202	65.386

**T-PROFIEL  
 TRAVERSE  
 TRANSOM-MULLION  
 SPROSSE**

			$\frac{A}{dm^2/m}$	$\frac{P}{dm^2/m}$	$L_m$	$I_x \text{ cm}^4$	$I_y \text{ cm}^4$
408.0913.XX			35.24	12.7	7.00	34.220	19.259
408.0920.XX			36.64	14.1	7.00	37.880	25.771

**ONDERDORPEL  
 SEUIL  
 SILL  
 BASISPROFIL**

			$\frac{A}{dm^2/m}$	$\frac{P}{dm^2/m}$	$L_m$	$I_x \text{ cm}^4$	$I_y \text{ cm}^4$
408.0245.XX			27.13	6.9	7.00	22.701	5.046
408.0246.XX			24.08	3.7	7.00	13.829	4.216

**T-PROFIEL HI+  
 TRAVERSE  
 TRANSOM-MULLION  
 SPROSSE**

			$\frac{A}{dm^2/m}$	$\frac{P}{dm^2/m}$	$L_m$	$I_x \text{ cm}^4$	$I_y \text{ cm}^4$
508.0913.XX			35.24	12.7	7.00	34.220	19.259
508.0920.XX			36.64	14.1	7.00	37.880	25.771

**ONDERDORPEL HI+  
 SEUIL HI  
 SILL HI  
 BASISPROFIL HI**

			$\frac{A}{dm^2/m}$	$\frac{P}{dm^2/m}$	$L_m$	$I_x \text{ cm}^4$	$I_y \text{ cm}^4$
508.0245.XX			27.13	7.1	7.00	22.701	5.046
508.0246.XX			24.08	8.0	7.00	13.829	4.216

**BUITENKADER NAAR BUITENDRAAIEND  
 DORMANT OUVRANT VERS L'EXTERIEUR  
 OUTER FRAME OUTWARD OPENING  
 BLENDRAHMEN NACH AUSSEN OEFFNEND**

			$\frac{A}{dm^2/m}$	$\frac{P}{dm^2/m}$	$\leftarrow L_m \rightarrow$	$I_x \text{ cm}^4$	$I_y \text{ cm}^4$
108.0869.XX			28.93	12.9	7.00 6.00	30.530	20.308

1F8.0869.XX			28.93	12.9	7.00 6.00	30.530	20.308
-------------	--	--	-------	------	--------------	--------	--------

**BUITENKADER NAAR BINNENDRAAIEND  
 DORMANT OUVRANT VERS L'INTERIEUR  
 OUTER FRAME INWARD OPENING  
 BLENDRAHMEN NACH INNEN OEFFNEND**

			$\frac{A}{dm^2/m}$	$\frac{P}{dm^2/m}$	$\leftarrow L_m \rightarrow$	$I_x \text{ cm}^4$	$I_y \text{ cm}^4$
108.0898.XX			28.93	13.1	7.00 6.00	30.608	20.552

1F8.0898.XX			28.93	13.1	7.00 6.00	30.608	20.552
-------------	--	--	-------	------	--------------	--------	--------

**AANSLAGPROFIEL DEUR  
 PROFILE DE BUTEE PORTE  
 CONNECTION PROFILE DOOR  
 ANSCHLAGPROFIL TUER**

			$\frac{A}{dm^2/m}$	$\frac{P}{dm^2/m}$	$\leftarrow L_m \rightarrow$	$I_x \text{ cm}^4$	$I_y \text{ cm}^4$
408.0028.xx			23.24	7.4	7.00	16.356	7.841

**AANSLAGPROFIEL DEUR  
 PROFILE DE BUTEE PORTE  
 CONNECTION PROFILE DOOR  
 ANSCHLAGPROFIL TUER**

			$\frac{A}{dm^2/m}$	$\frac{P}{dm^2/m}$	$\leftarrow L_m \rightarrow$	$I_x \text{ cm}^4$	$I_y \text{ cm}^4$
408.0029.xx			16.61	1.7	7.00	7.294	0.399

**BORSTELPROFIEL  
 PROFILE SUPPORT JOINT-BROSSE  
 SUPPORTING PROFILE BRUSH  
 ZUSATZPROFIL BUERSTENDICHTUNG**

			$\frac{A}{dm^2/m}$	$\frac{P}{dm^2/m}$	$\leftarrow L_m \rightarrow$	$I_x \text{ cm}^4$	$I_y \text{ cm}^4$
--	--	--	--------------------	--------------------	------------------------------	--------------------	--------------------

			$\frac{A}{dm^2/m}$	$\frac{P}{dm^2/m}$	$\leftarrow L_m \rightarrow$	$I_x \text{ cm}^4$	$I_y \text{ cm}^4$
408.0049.XX			19.26	4.2	6.00	1.105	1.447

**BODEMPROFIEL  
 PROFILE DE SEUIL  
 FLOOR PROFILE  
 ZUSATZPROFIL**

			$\frac{A}{dm^2/m}$	$\frac{P}{dm^2/m}$	$\leftarrow L_m \rightarrow$	$I_x \text{ cm}^4$	$I_y \text{ cm}^4$
008.0071.XX			11.59	5.9	6.00	2.508	0.016

# MASTERLINE 8

Functional

PROFIELOVERZICHT FRONT SLIDE  
APERCU DES PROFILES FRONT SLIDE  
PROFILE OVERVIEW FRONT SLIDE  
PROFILUEBERSICHT FRONT SLIDE



## PROFILO PERCORSO L=6070MM SUPPORT DE PROFILE PROFILE TRACK PROFILAUFLAGE

			$\frac{A}{dm^2/m}$	$\frac{P}{dm^2/m}$	$L_m$	$I_x \text{ cm}^4$	$I_y \text{ cm}^4$
030.0450.AN			13.76	-	6.07	1.849	0.427
030.0451.XX			22.77	11.4	5.22	10.707	1.602
030.0452.17			16.04	-	6.07	0.467	1.225
030.0453.SY			4.75	-	6.08	0.075	0.002
030.0454.XX			19.47	6.1	5.22	0.843	1.789
030.0460.--			-	-	3.60	0.049	0.049

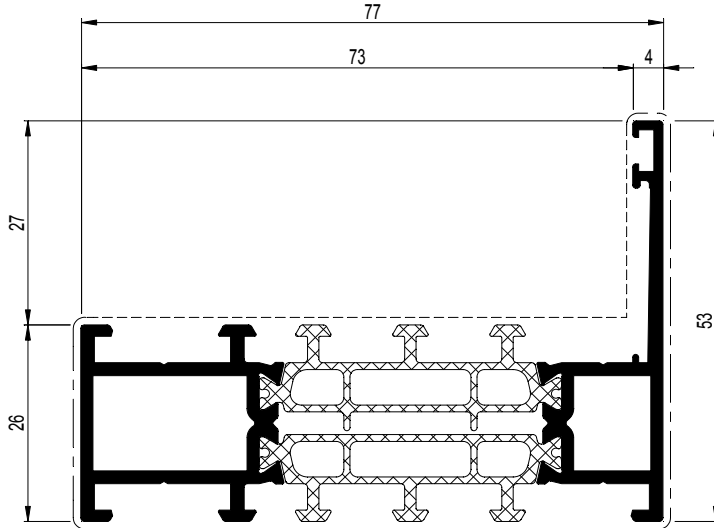
			$\frac{A}{dm^2/m}$	$\frac{P}{dm^2/m}$	$L_m$	$I_x \text{ cm}^4$	$I_y \text{ cm}^4$
--	--	--	--------------------	--------------------	-------	--------------------	--------------------

## PROFILI DI RINFORZO PROFILE DE RENFORCEMENT REINFORCEMENT PROFILE VERSTAERKUNGSPROFIL

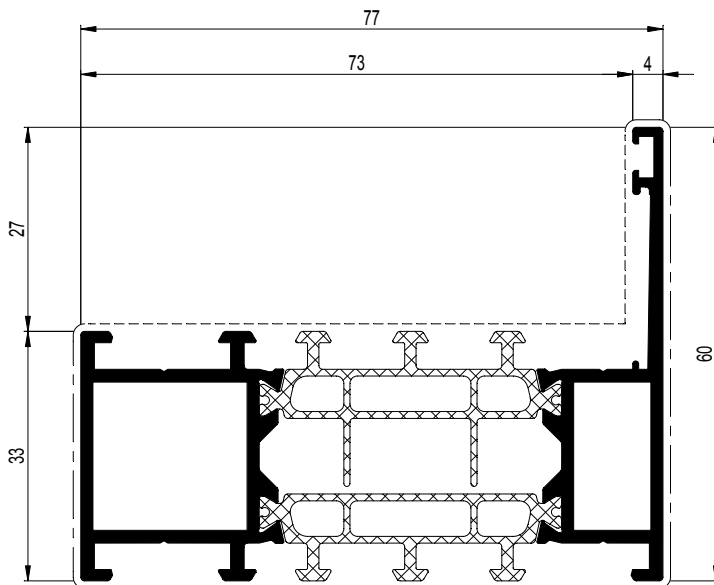
			$\frac{A}{dm^2/m}$	$\frac{P}{dm^2/m}$	$L_m$	$I_x \text{ cm}^4$	$I_y \text{ cm}^4$
030.3876.XX			10.81	2.2	7.00	0.559	0.147
030.3877.XX			27.19	7.2	7.00	11.722	1.086

	$\frac{A}{dm^2/m}$	$\frac{P}{dm^2/m}$	$L_m$	$I_x \text{ cm}^4$	$W_x \text{ cm}^3$	ax mm	$I_y \text{ cm}^4$	$W_y \text{ cm}^3$	ay mm	
408.0136.XX	27.34	8.4	7.00	20.473	4.917	35.37	5.431	1.499	16.77	
408.0183.XX	28.74	9.8	7.00	23.193	5.573	35.39	8.350	2.099	20.21	
508.0136.XX	27.34	8.4	7.00	20.473	4.917	35.37	5.431	1.499	16.77	
508.0183.XX	28.74	9.8	7.00	23.193	5.573	35.39	8.350	2.099	20.21	

408.0136.XX  
508.0136.XX HI+



408.0183.XX  
508.0183.XX HI+



408.0136.XX		
	168.7101.00	095.H800.00 of-ou-or-oder
	168.8101.00	095.B500.00
	168.7201.00	197.B600.00
	168.8201.00	of-ou-or-oder
	050.5091.-- (2x)	097.0205.00
	168.5010.-- (2x)	
	168.8711.00	197.B600.00 of-ou-or-oder
	160.8750.00	097.0205.00
	160.8750.-- or 160.8723.--	---

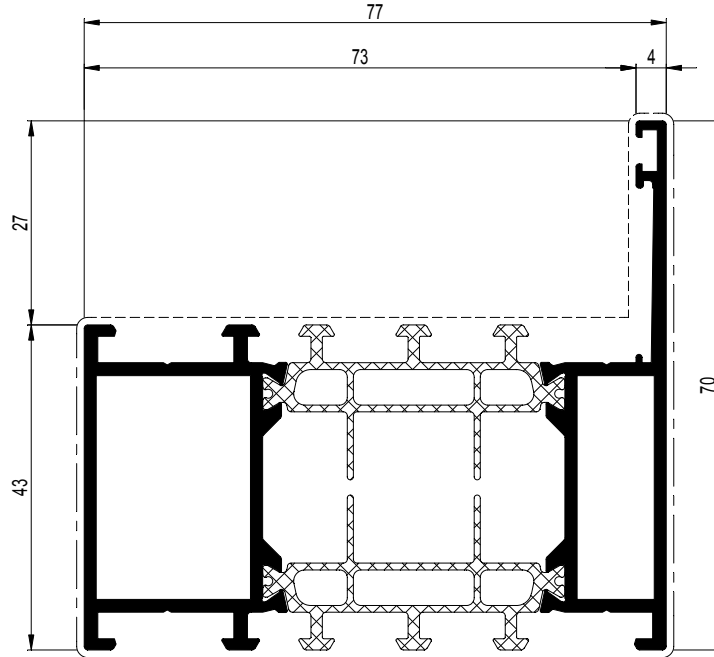
408.0183.XX		
	168.7102.00	095.H800.00
	168.8102.00 or 168.7002.00	of-ou-or-oder
	168.8002.00	095.B500.00
	168.7002.00	197.B600.00
	168.8002.00	of-ou-or-oder
	168.5000.00 (2x)	097.0205.00
	168.5010.-- (2x)	
	168.8712.00	197.B600.00 of-ou-or-oder
	160.8750.00	097.0205.00
	160.8750.-- or 160.8723.--	---

508.0136.XX		
	168.7101.00	095.H800.00
	168.8101.00	095.B500.00
	168.7201.00	197.B600.00
	168.8201.00	of-ou-or-oder
	050.5091.-- (2x)	097.0205.00
	168.5010.-- (2x)	
	168.8711.00	197.B600.00 of-ou-or-oder
	160.8750.00	097.0205.00
	160.8750.-- or 160.8723.--	---

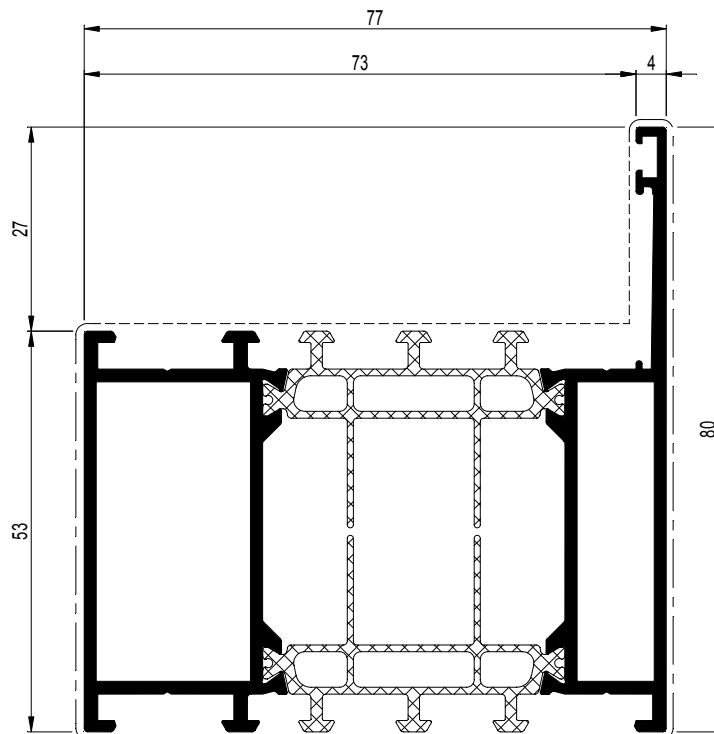
508.0183.XX		
	168.7102.00	095.H800.00
	168.8102.00 or 168.7002.00	of-ou-or-oder
	168.8002.00	095.B500.00
	168.7002.00	197.B600.00
	168.8002.00	of-ou-or-oder
	168.5000.00 (2x)	097.0205.00
	168.5010.-- (2x)	
	168.8712.00	197.B600.00 of-ou-or-oder
	160.8750.00	097.0205.00
	160.8750.-- or 160.8723.--	---

	$\frac{A}{dm^2/m}$	$\frac{P}{dm^2/m}$	$L_m$	$I_x \text{ cm}^4$	$W_x \text{ cm}^3$	$a_x \text{ mm}$	$I_y \text{ cm}^4$	$W_y \text{ cm}^3$	$a_y \text{ mm}$	
408.0125.XX	32.74	13.8	7.00	30.365	7.320	35.52	22.783	4.582	30.28	
408.0160.XX	30.74	11.4	7.00	26.779	5.984	25.25	14.341	3.452	35.46	
508.0125.XX	32.74	13.8	7.00	30.365	7.320	35.52	22.783	4.582	30.28	
508.0160.XX	30.74	11.4	7.00	26.779	5.984	25.25	14.341	3.452	35.46	

408.0160.XX  
508.0160.XX HI+



408.0125.XX  
508.0125.XX HI+



**508.0160.XX**

	168.7103.00	095.H800.00 of-ou-or-oder
	168.8103.00	095.B500.00
	168.7203.00 168.8203.00 050.5091.-- (2x) 168.5010.-- (2x)	197.B600.00 of-ou-or-oder 097.0205.00
	168.8713.00	197.B600.00 of-ou-or-oder
	160.8750.00	097.0205.00
	160.8750.-- or 160.8723.--	---

**508.0125.XX**

	168.7104.00	095.H800.00 of-ou-or-oder
	168.8104.00	095.B500.00
	168.7204.00 168.8204.00 050.5091.-- (2x) 168.5010.-- (2x)	197.B600.00 of-ou-or-oder 097.0205.00
	168.8714.00	197.B600.00 of-ou-or-oder
	160.8750.00	097.0205.00
	160.8750.-- or 160.8723.--	---

**408.0160.XX**

	168.7103.00	095.H800.00 of-ou-or-oder
	168.8103.00	095.B500.00
	168.7203.00 168.8203.00 050.5091.-- (2x) 168.5010.-- (2x)	197.B600.00 of-ou-or-oder 097.0205.00
	168.8713.00	197.B600.00 of-ou-or-oder
	160.8750.00	097.0205.00
	160.8750.-- or 160.8723.--	---

**408.0125.XX**

	168.7104.00	095.H800.00 of-ou-or-oder
	168.8104.00	095.B500.00
	168.7204.00 168.8204.00 050.5091.-- (2x) 168.5010.-- (2x)	197.B600.00 of-ou-or-oder 097.0205.00
	168.8714.00	197.B600.00 of-ou-or-oder
	160.8750.00	097.0205.00
	160.8750.-- or 160.8723.--	---



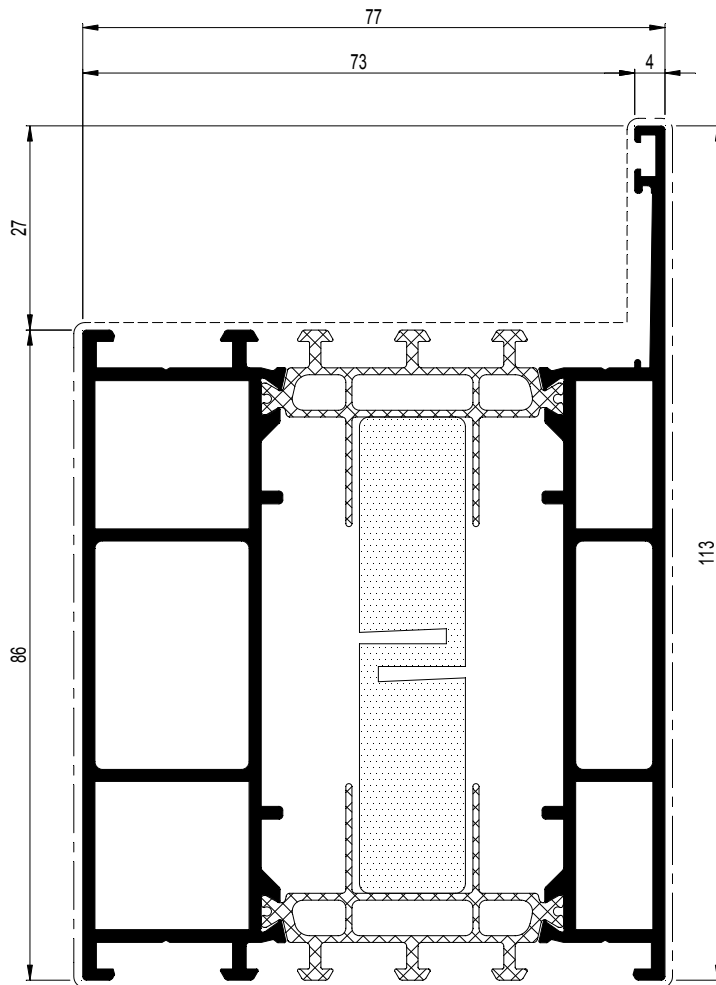
	$A$ dm <sup>2</sup> /m	$P$ dm <sup>2</sup> /m	$L_m$	$I_x$ cm <sup>4</sup>	$W_x$ cm <sup>3</sup>	ax mm	$I_y$ cm <sup>4</sup>	$W_y$ cm <sup>3</sup>	ay mm	
408.0142.XX	39.34	20.4	7.00	47.849	11.874	36.70	75.532	11.328	46.32	
4F8.0142.XX	39.34	20.4	7.00	47.849	11.874	36.70	75.532	77.328	46.32	
508.0142.XX	39.34	20.7	7.00	47.849	11.844	36.81	75.532	11.310	66.78	
5F8.0142.XX	39.34	21.4	7.00	47.849	11.844	36.81	75.532	11.310	66.78	

408.0142.XX

4F8.0142.XX FOAM INCLUDED

508.0142.XX HI+

5F8.0142.XX HI+ FOAM INCLUDED



408.0142.XX		
	168.7102.00 168.8102.00 or 168.7002.00 168.8002.00	---
	168.7002.00 168.8002.00	197.B600.00 of-ou-or-oder
	168.5000.00 (2x) 168.5010.-- (2x)	097.0205.00
	168.8712.00 (2x)	197.B600.00 of-ou-or-oder
	160.8750.00	097.0205.00
	160.8750.-- or 160.8723.--	---

4F8.0142.XX		
	168.7102.00 168.8102.00 or 168.7002.00 168.8002.00	---
	168.7002.00 168.8002.00	197.B600.00 of-ou-or-oder
	168.5000.00 (2x) 168.5010.-- (2x)	097.0205.00
	168.8712.00 (2x)	197.B600.00 of-ou-or-oder
	160.8750.00	097.0205.00
	187.0142.07 (7x)	---
	160.8750.-- or 160.8723.--	---

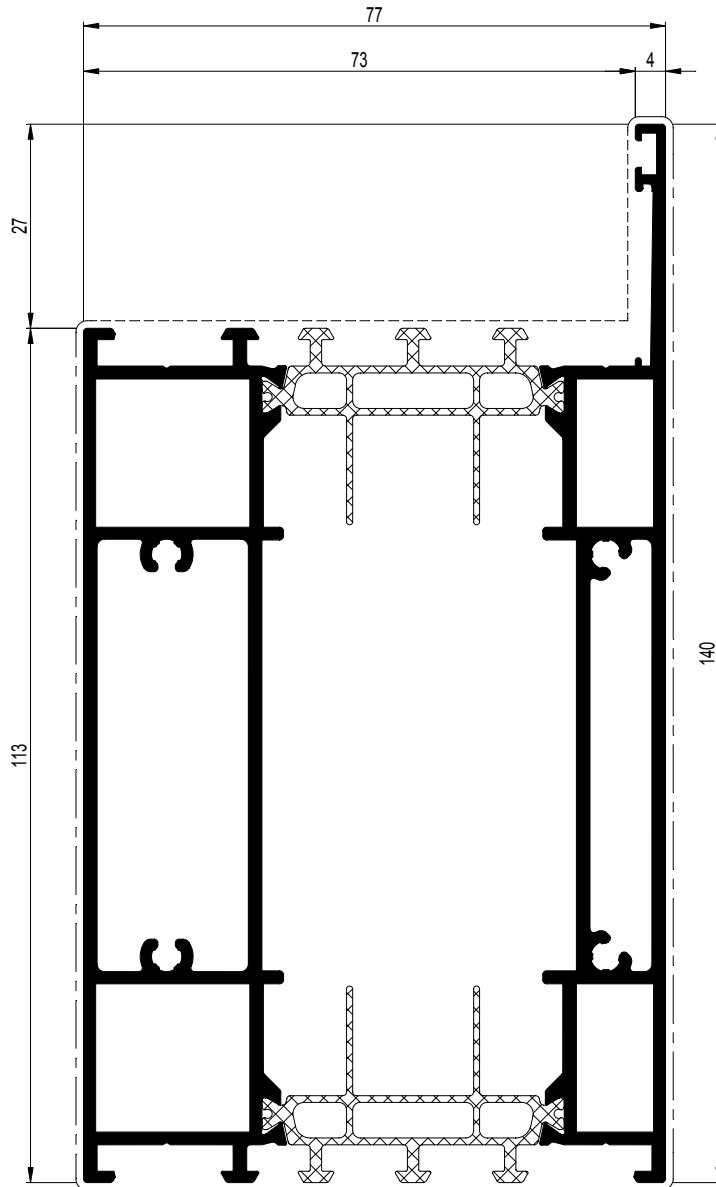
508.0142.XX		
	168.7102.00 168.8102.00 or 168.7002.00 168.8002.00	---
	168.7002.00 168.8002.00	197.B600.00 of-ou-or-oder
	168.5000.00 (2x) 168.5010.-- (2x)	097.0205.00
	168.8712.00 (2x)	197.B600.00 of-ou-or-oder
	160.8750.00	097.0205.00
	160.8750.-- or 160.8723.--	---

5F8.0142.XX		
	168.7102.00 168.8102.00 or 168.7002.00 168.8002.00	---
	168.7002.00 168.8002.00	197.B600.00 of-ou-or-oder
	168.5000.00 (2x) 168.5010.-- (2x)	097.0205.00
	168.8712.00 (2x)	197.B600.00 of-ou-or-oder
	160.8750.00	097.0205.00
	187.0142.07 (7x)	---
	160.8750.-- or 160.8723.--	---

	$\frac{A}{dm^2/m}$	$\frac{P}{dm^2/m}$	$L_m$	$I_x \text{ cm}^4$	$W_x \text{ cm}^3$	ax mm	$I_y \text{ cm}^4$	$W_y \text{ cm}^3$	ay mm	
408.0140.XX	44.74	25.8	7.00	63.446	15.687	36.76	159.419	19.806	59.72	
508.0140.XX	39.60	26.1	7.00	63.446	15.687	36.76	159.419	19.806	59.72	

408.0140.XX

508.0140.XX HI+

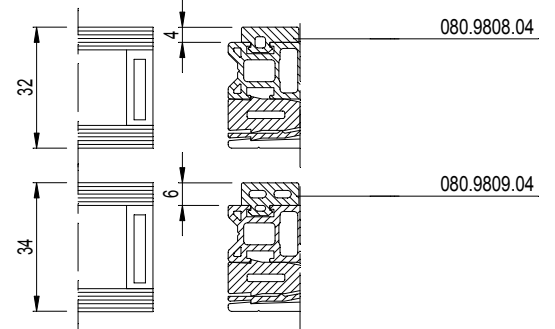
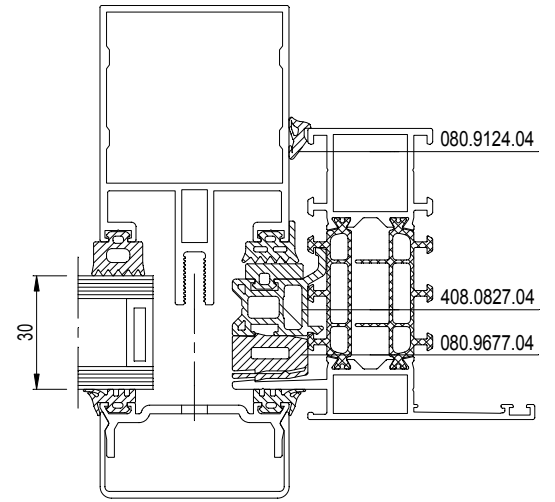
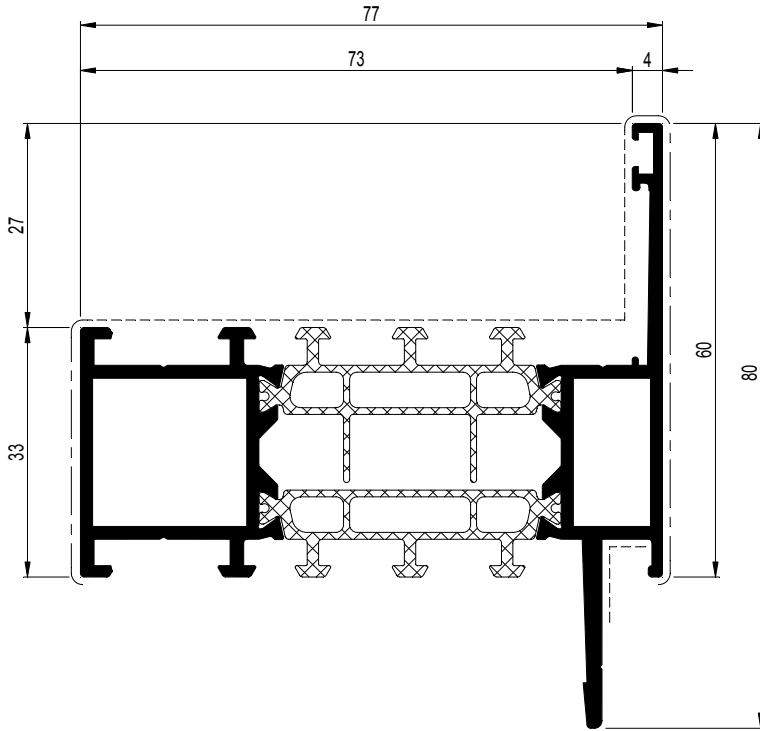


408.0140.XX		
	168.7102.00 168.8102.00 or 168.7002.00 168.8002.00	---
	168.7002.00 168.8002.00	197.B600.00 of-ou-or-oder
	168.5000.00 (2x) 168.5010.-- (2x)	097.0205.00
	052.5315.-- (4x)	---
	168.8712.00 (2x) 160.8750.00	197.B600.00 of-ou-or-oder 097.0205.00
	160.8750.-- or 160.8723.--	---

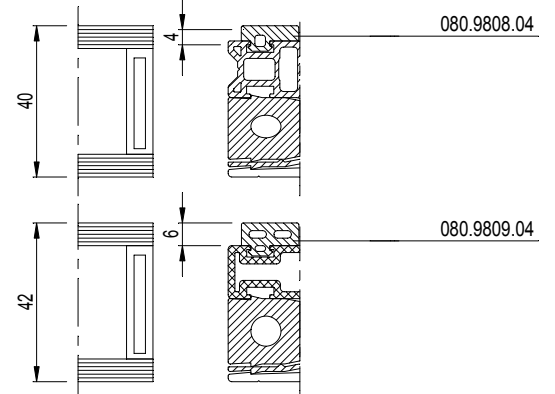
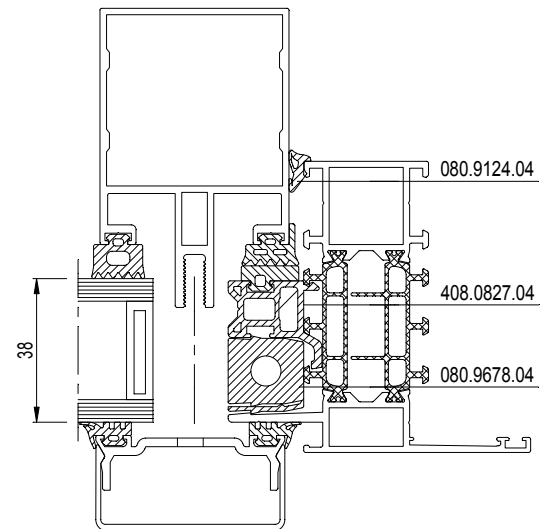
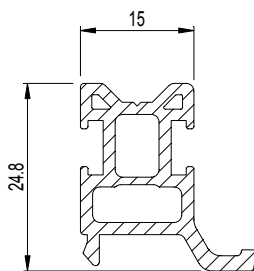
508.0140.XX		
	168.7102.00 168.8102.00 or 168.7002.00 168.8002.00	---
	168.7002.00 168.8002.00	197.B600.00 of-ou-or-oder
	168.5000.00 (2x) 168.5010.-- (2x)	097.0205.00
	052.5315.-- (4x)	---
	168.8712.00 (2x) 160.8750.00	197.B600.00 of-ou-or-oder 097.0205.00
	160.8750.-- or 160.8723.--	---

	$A$ dm <sup>2</sup> /m	$P$ dm <sup>2</sup> /m	$L_m$	$I_x$ cm <sup>4</sup>	$W_x$ cm <sup>3</sup>	ax mm	$I_y$ cm <sup>4</sup>	$W_y$ cm <sup>3</sup>	ay mm	
408.0826.XX	33.29	9.8	7.00	25.026	5.633	32.57	12.260	12.260	37.15	
408.0827.04	-	-	7.00	0.613	0.421	8.91	0.950	0.749	12.56	
508.0826.XX	33.29	12.0	7.00	25.026	5.620	32.68	12.260	2.854	37.36	

408.0826.XX  
508.0826.XX HI+



408.0827.04



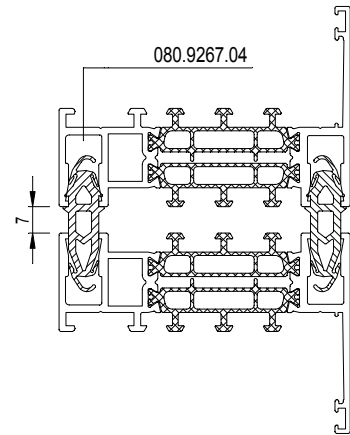
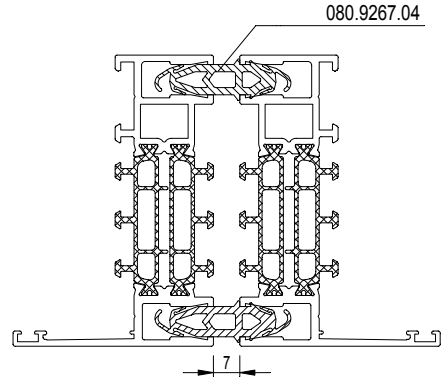
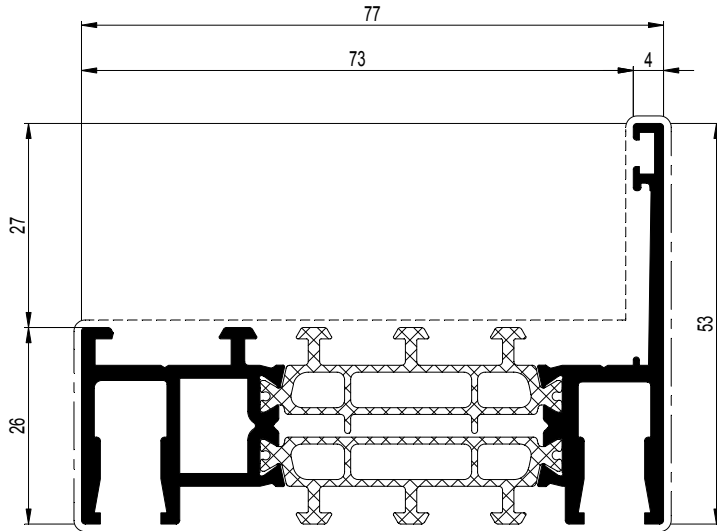
408.0826.XX		
	168.7102.00	095.H800.00
	168.8102.00 or 168.7002.00 168.8002.00	of-ou-or-oder 095.B500.00
	168.7002.00	---
	168.5000.00 (2x)	---
	160.8750.-- or 160.8723.--	---

(X) DICHTINGSMIDDEL  
MATIERE D'ETANCHEITE  
SEALING AGENT  
ABDICHTUNG

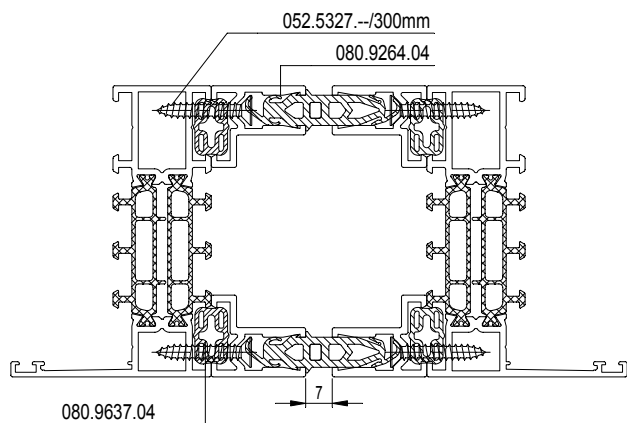
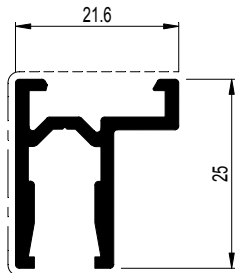
	$\frac{A}{dm^2/m}$	$\frac{P}{dm^2/m}$	$\leftarrow L_m \rightarrow$	$I_x \text{ cm}^4$	$W_x \text{ cm}^3$	ax mm	$I_y \text{ cm}^4$	$W_y \text{ cm}^3$	ay mm	
408.0080.XX	15.21	2.7	7.00	0.643	0.478	8.36	0.698	0.500	11.25	
408.0880.XX	39.98	8.8	7.00	22.150	5.375	35.79	5.353	1.479	16.81	
508.0880.XX	39.98	8.8	7.00	22.150	5.375	35.79	5.353	1.479	16.81	

408.0880.XX

508.0880.XX HI+



408.0080.XX

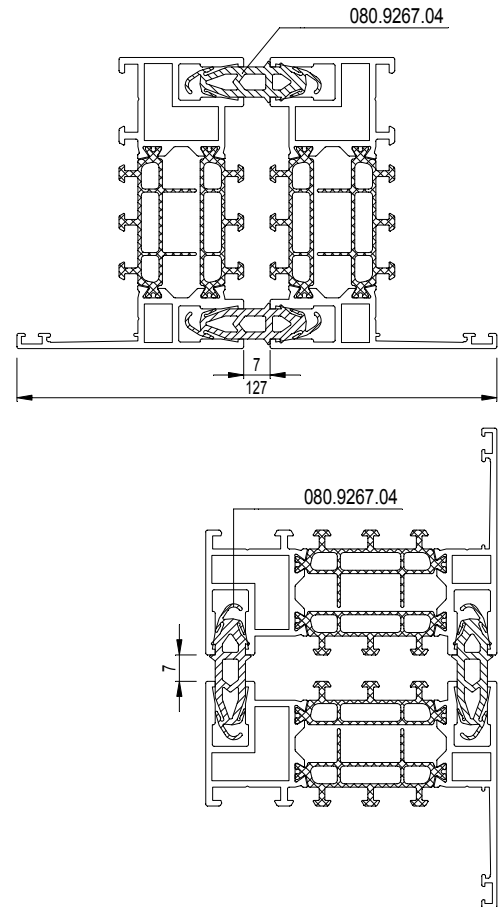
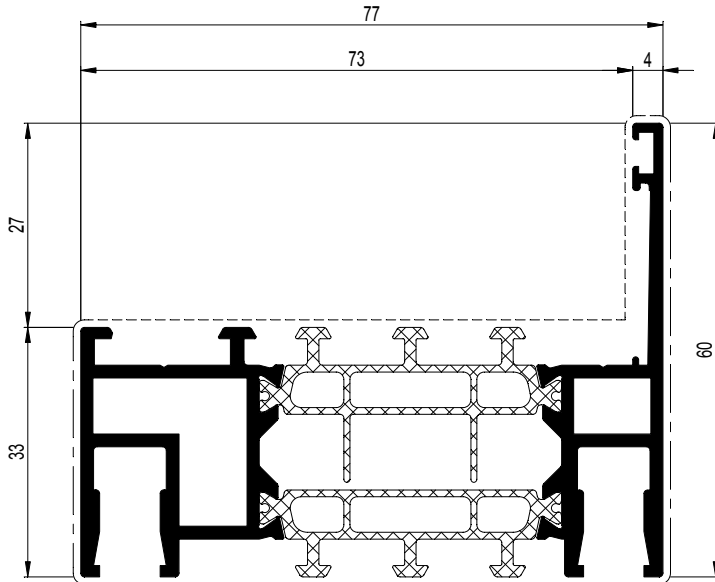


	<b>408.0880.XX</b>	
	160.8750.-- or 160.8723.--	---

	<b>508.0880.XX</b>	
	160.8750.-- or 160.8723.--	---

	$\frac{A}{dm^2/m}$	$\frac{P}{dm^2/m}$	$L_m$	$I_x \text{ cm}^4$	$W_x \text{ cm}^3$	ax mm	$I_y \text{ cm}^4$	$W_y \text{ cm}^3$	ay mm	X Y 0
408.0882.XX	34.02	9.4	7.00	26.331	6.432	36.06	8.302	2.071	19.91	
508.0882.XX	34.02	9.4	7.00	26.331	6.432	36.06	8.302	2.071	19.91	

408.0882.XX  
 508.0882.XX HI+



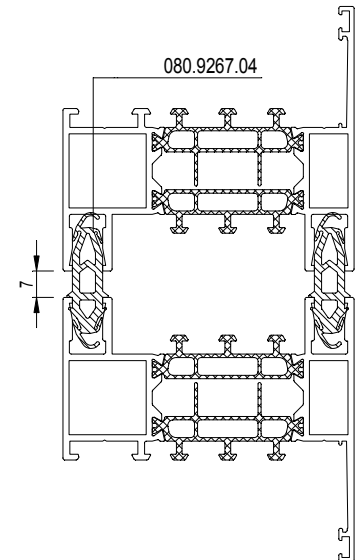
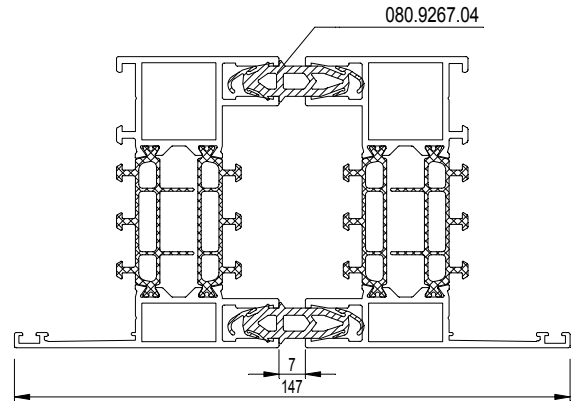
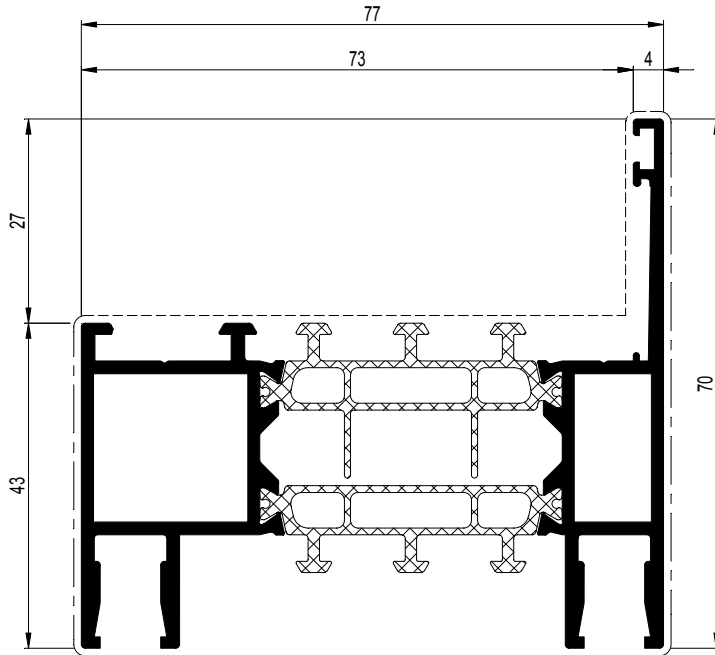
	<b>408.0882.XX</b>	
	160.8750.-- or 160.8723.--	---

	<b>508.0882.XX</b>	
	160.8750.-- or 160.8723.--	---

	$A$ dm <sup>2</sup> /m	$P$ dm <sup>2</sup> /m	$L_m$	$I_x$ cm <sup>4</sup>	$W_x$ cm <sup>3</sup>	$a_x$ mm	$I_y$ cm <sup>4</sup>	$W_y$ cm <sup>3</sup>	$a_y$ mm	
408.0885.XX	37.14	11.4	7.00	29.205	7.039	35.51	13.199	2.981	25.72	
508.0885.XX	37.14	11.4	7.00	29.205	7.039	35.51	13.199	2.981	25.72	

408.0885.XX

508.0885.XX HI+



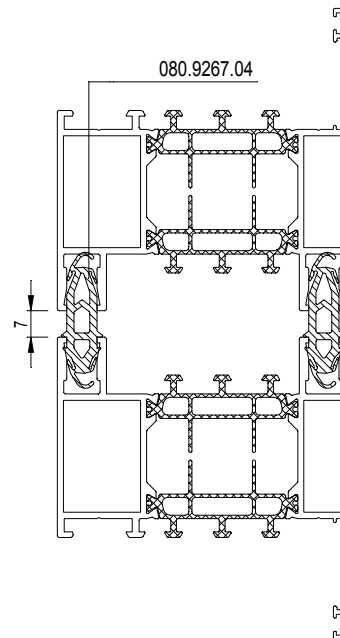
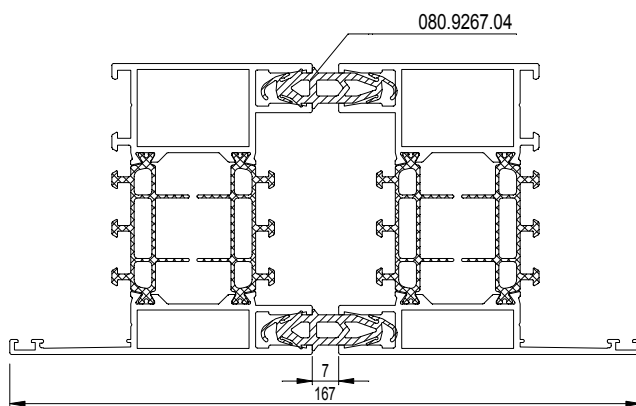
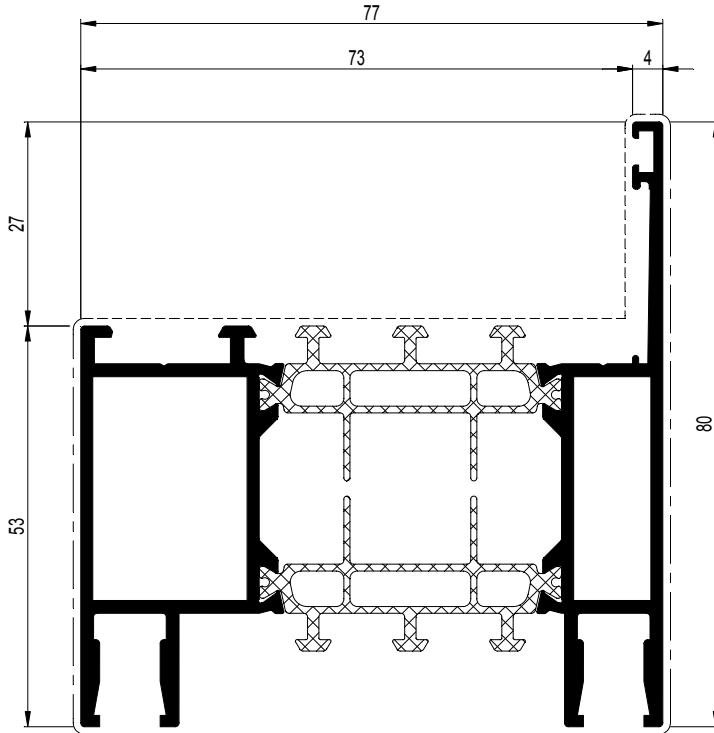
<b>408.0885.XX</b>	
168.7102.00	095.H800.00
168.8102.00 or 168.7002.00	of-ou-or-oder
168.8002.00	095.B500.00
168.8712.00	197.B600.00
160.8750.00	of-ou-or-oder
160.8750.00	097.0205.00
160.8750.-- or 160.8723.--	---

<b>508.0885.XX</b>	
168.7102.00	095.H800.00
168.8102.00 or 168.7002.00	of-ou-or-oder
168.8002.00	095.B500.00
168.8712.00	197.B600.00
160.8750.00	of-ou-or-oder
160.8750.00	097.0205.00
160.8750.-- or 160.8723.--	---

	$A$ dm <sup>2</sup> /m	$P$ dm <sup>2</sup> /m	$L_m$	$I_x$ cm <sup>4</sup>	$W_x$ cm <sup>3</sup>	ax mm	$I_y$ cm <sup>4</sup>	$W_y$ cm <sup>3</sup>	ay mm	
408.0886.XX	49.54	14.2	7.00	32.791	7.912	35.56	21.478	4.334	30.44	
508.0886.XX	49.54	14.2	7.00	32.791	7.912	35.56	21.478	4.334	30.44	

408.0886.XX

508.0886.XX HI+



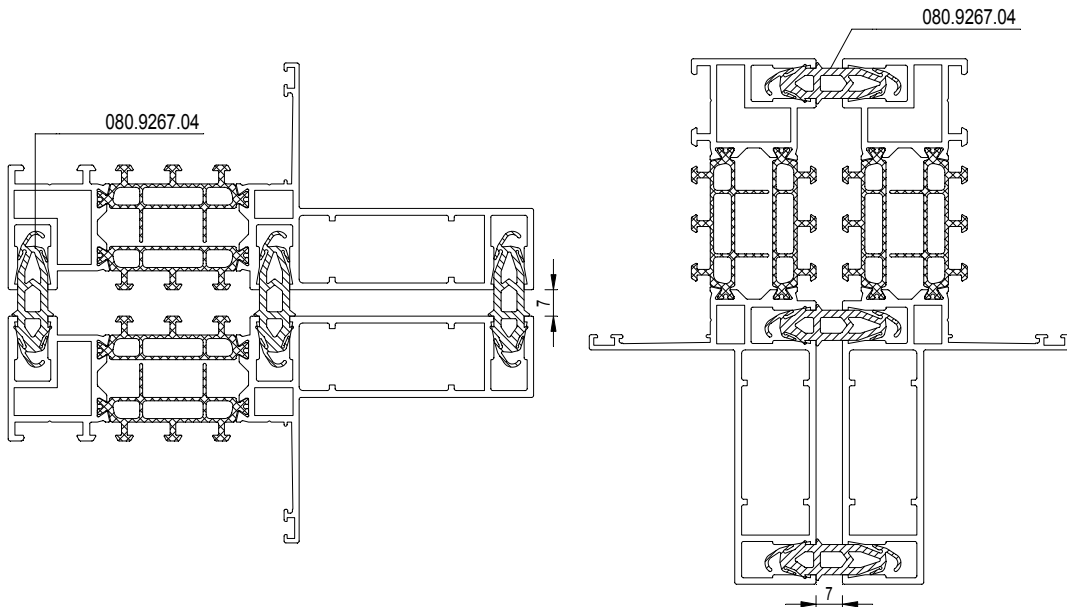
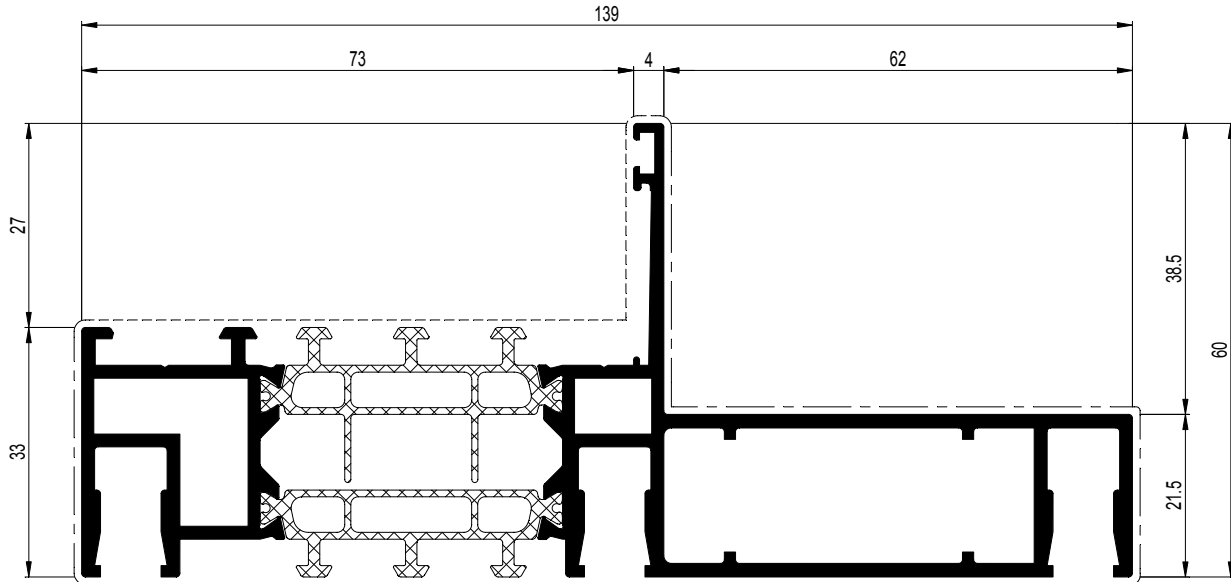
	<b>408.0886.XX</b>	
	168.7103.00	095.H800.00 of-ou-or-oder
	168.8103.00	095.B500.00
	168.8713.00	197.B600.00 of-ou-or-oder
	160.8750.00	097.0205.00
	160.8750.-- or 160.8723.--	---

	<b>508.0886.XX</b>	
	168.7103.00	095.H800.00 of-ou-or-oder
	168.8103.00	095.B500.00
	168.8713.00	197.B600.00 of-ou-or-oder
	160.8750.00	097.0205.00
	160.8750.-- or 160.8723.--	---

	$A$ dm <sup>2</sup> /m	$P$ dm <sup>2</sup> /m	$L_m$	$I_x$ cm <sup>4</sup>	$W_x$ cm <sup>3</sup>	ax mm	$I_y$ cm <sup>4</sup>	$W_y$ cm <sup>3</sup>	ay mm	
408.0887.XX	59.12	16.4	7.00	88.652	12.462	71.14	11.980	2.753	16.70	
508.0887.XX	50.75	13.8	7.00	88.652	12.462	71.14	11.980	2.753	16.70	

408.0887.XX

508.0887.XX HI+



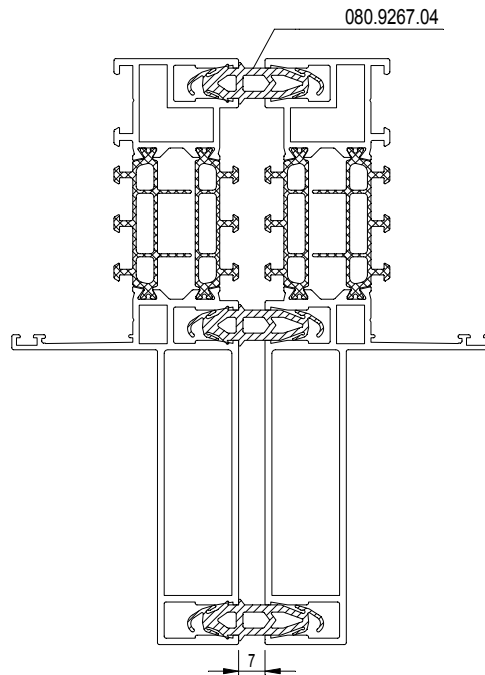
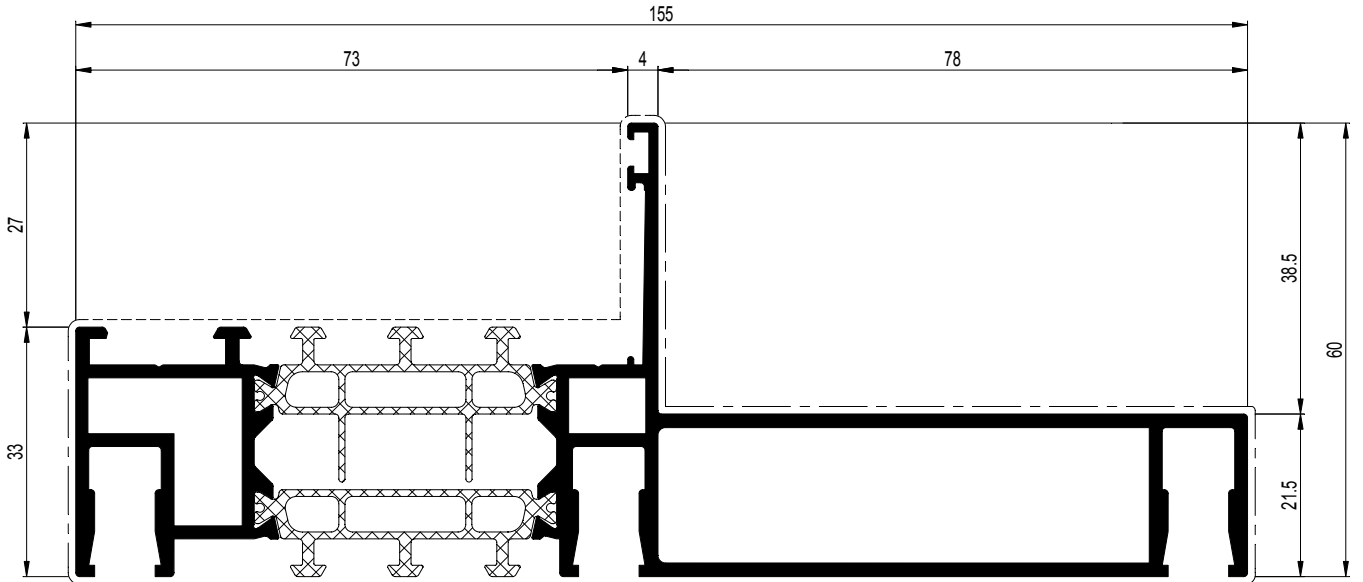
	<b>408.0887.XX</b>	
	160.8750.-- or 160.8723.--	---

	<b>508.0887.XX</b>	
	160.8750.-- or 160.8723.--	---



	$\frac{A}{dm^2/m}$	$\frac{P}{dm^2/m}$	$L_m$	$I_x \text{ cm}^4$	$W_x \text{ cm}^3$	ax mm	$I_y \text{ cm}^4$	$W_y \text{ cm}^3$	ay mm	
408.0888.XX	62.32	18.0	7.00	115.698	14.311	80.84	12.631	2.880	16.36	Y X 0
508.0888.XX	53.93	17.6	7.00	115.698	14.311	80.84	12.631	2.880	16.36	

408.0888.XX  
 508.0888.XX HI+



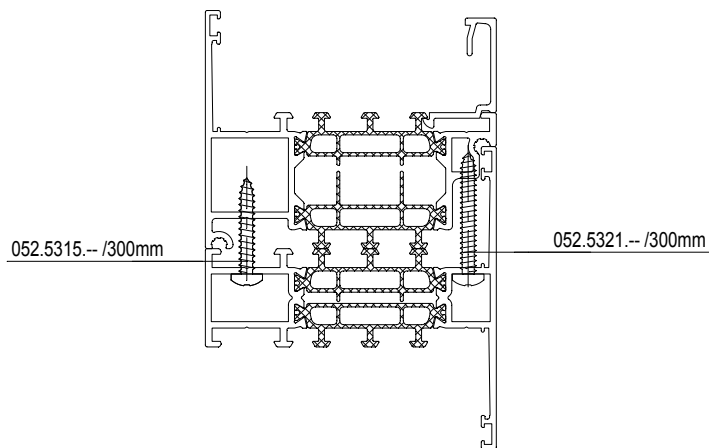
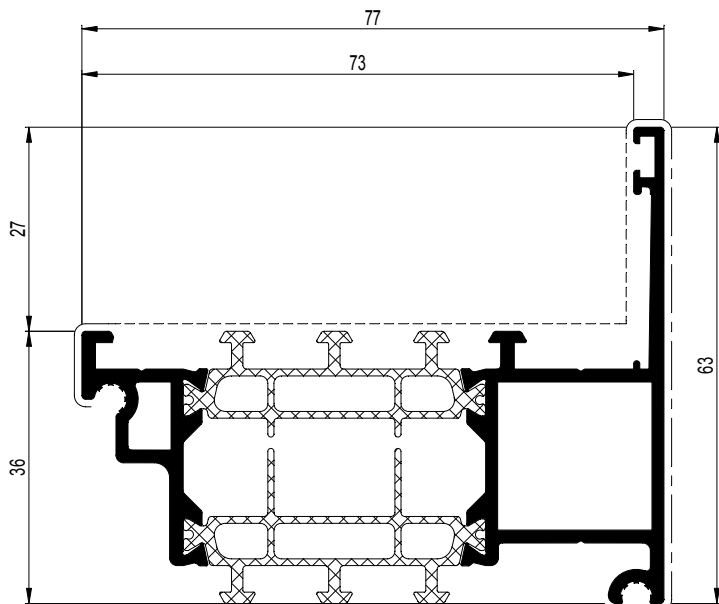
	<b>408.0888.XX</b>	
	160.8750.-- or 160.8723.--	---

	<b>508.0888.XX</b>	
	160.8750.-- or 160.8723.--	---

	$A$ dm <sup>2</sup> /m	$P$ dm <sup>2</sup> /m	$L_m$	$I_x$ cm <sup>4</sup>	$W_x$ cm <sup>3</sup>	ax mm	$I_y$ cm <sup>4</sup>	$W_y$ cm <sup>3</sup>	ay mm	
408.3001.XX	28.57	7.7	7.00	19.696	4.112	29.31	8.117	2.073	39.16	
508.3001.XX	28.57	7.8	7.00	19.696	4.112	29.31	8.117	2.073	39.16	

408.3001.XX

508.3001.XX HI+

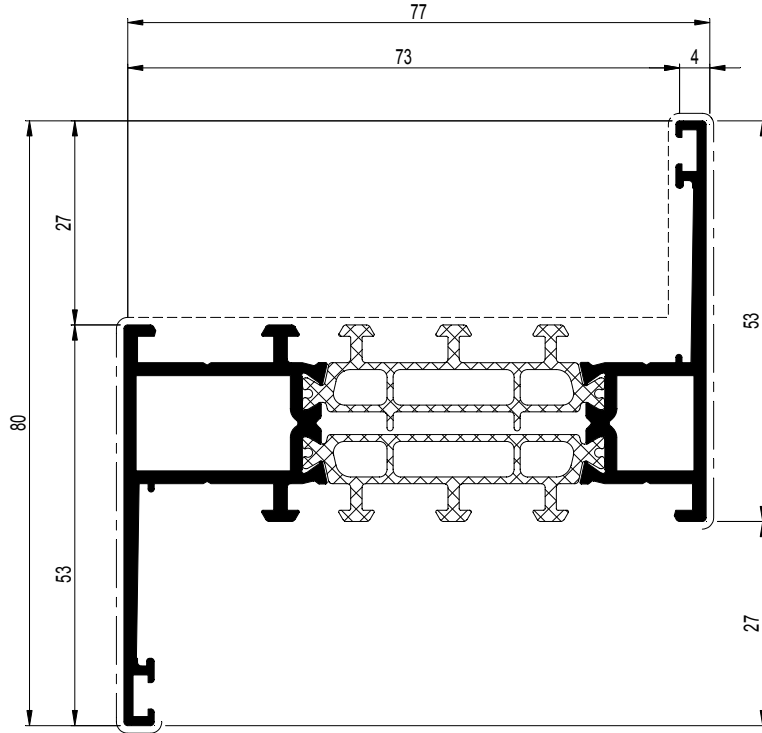


408.3001.XX		
	168.7102.00	095.H800.00 of-ou-or-oder
	168.7002.00	095.B500.00
	168.7002.00	---
	168.5000.00 (2x)	---
	160.8750.-- or	---
	160.8723.--	---

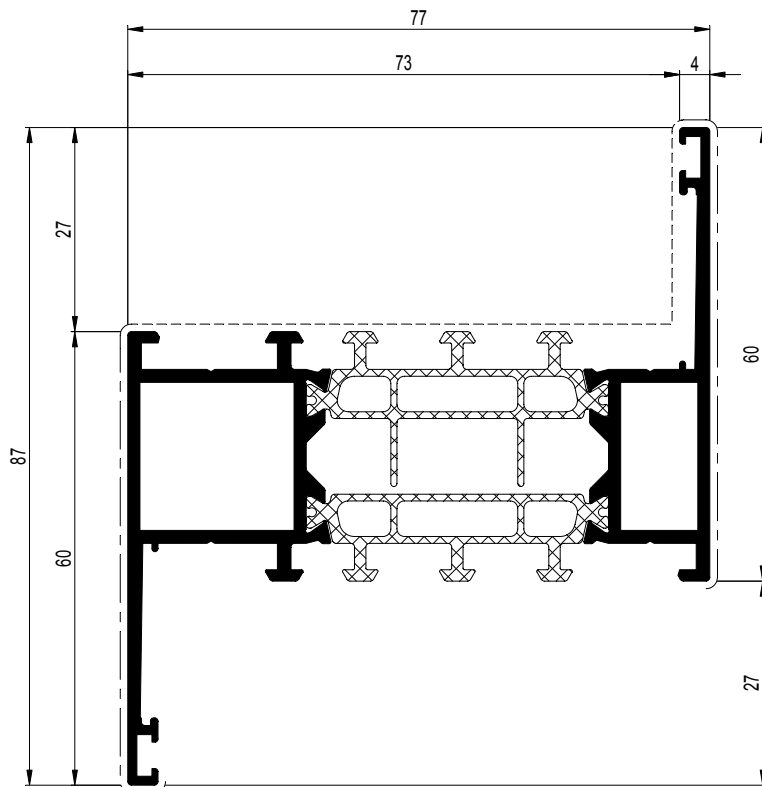
508.3001.XX		
	168.7102.00	095.H800.00 of-ou-or-oder
	168.7002.00	095.B500.00
	168.7002.00	---
	168.5000.00 (2x)	---
	160.8750.-- or	---
	160.8723.--	---

	$\frac{A}{dm^2/m}$	$\frac{P}{dm^2/m}$	$L_m$	$I_x \text{ cm}^4$	$W_x \text{ cm}^3$	ax mm	$I_y \text{ cm}^4$	$W_y \text{ cm}^3$	ay mm	
408.0442.XX	33.98	11.1	7.00	24.899	6.187	40.25	10.131	2.533	40.00	
408.0443.XX	35.38	12.5	7.00	27.628	6.969	39.72	14.154	3.254	43.50	
508.0442.XX	33.98	11.4	7.00	24.899	6.171	40.35	10.131	2.526	40.10	
508.0443.XX	35.38	12.8	7.00	27.682	6.951	39.82	14.154	3.246	43.60	

408.0442.XX  
508.0442.XX HI+



408.0443.XX  
508.0443.XX HI+



508.0443.XX		
	168.7102.00 168.8102.00 or 168.7002.00 168.8002.00	095.H800.00 of-ou-or-oder 095.B500.00
	168.7002.00 168.8002.00 168.5000.00 (2x) 168.5010.-- (2x)	197.B600.00 of-ou-or-oder 097.0205.00
	168.8712.00 160.8750.00 (2x)	197.B600.00 of-ou-or-oder 097.0205.00
	160.8750.-- (2x) or 160.8723.-- (2x)	---

508.0442.XX		
	168.7101.00 168.8101.00	095.H800.00 of-ou-or-oder 095.B500.00
	168.7201.00 168.8201.00 050.5091.-- (2x) 168.5010.-- (2x)	197.B600.00 of-ou-or-oder 097.0205.00
	168.8711.00 160.8750.00 (2x)	197.B600.00 of-ou-or-oder 097.0205.00
	160.8750.-- (2x) or 160.8723.-- (2x)	---

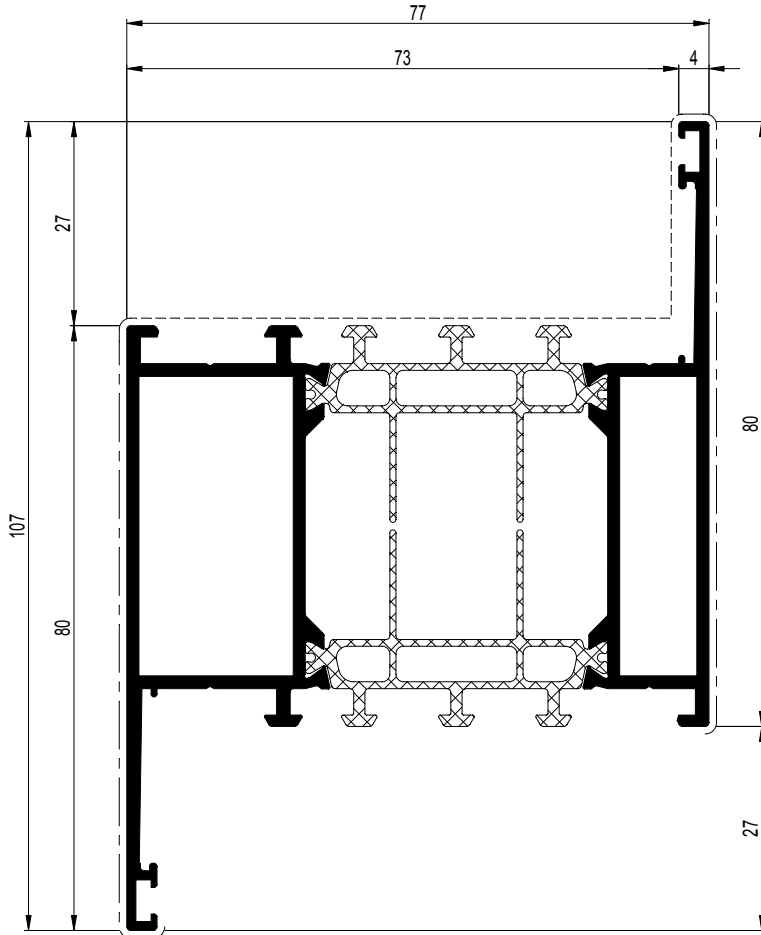
408.0443.XX		
	168.7102.00 168.8102.00 or 168.7002.00 168.8002.00	095.H800.00 of-ou-or-oder 095.B500.00
	168.7002.00 168.8002.00 168.5000.00 (2x) 168.5010.-- (2x)	197.B600.00 of-ou-or-oder 097.0205.00
	168.8712.00 160.8750.00 (2x)	197.B600.00 of-ou-or-oder 097.0205.00
	160.8750.-- (2x) or 160.8723.-- (2x)	---

408.0442.XX		
	168.7101.00 168.8101.00	095.H800.00 of-ou-or-oder 095.B500.00
	168.7201.00 168.8201.00 050.5091.-- (2x) 168.5010.-- (2x)	197.B600.00 of-ou-or-oder 097.0205.00
	168.8711.00 160.8750.00 (2x)	197.B600.00 of-ou-or-oder 097.0205.00
	160.8750.-- (2x) or 160.8723.-- (2x)	---

	$A$ dm <sup>2</sup> /m	$P$ dm <sup>2</sup> /m	$L_m$	$I_x$ cm <sup>4</sup>	$W_x$ cm <sup>3</sup>	ax mm	$I_y$ cm <sup>4</sup>	$W_y$ cm <sup>3</sup>	ay mm	
408.0444.XX	39.38	16.5	7.00	34.939	8.977	38.92	32.465	6.068	53.50	X Y X 0
508.0444.XX	39.38	16.8	7.00	34.939	8.953	39.03	32.465	6.057	53.60	

408.0444.XX

508.0444.XX HI+

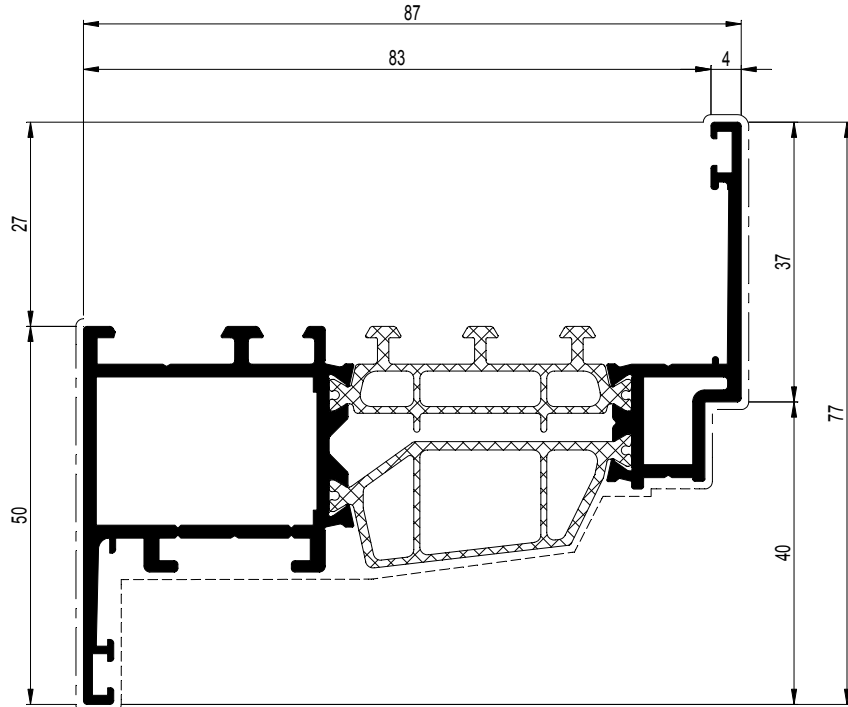


	<b>408.0444.XX</b>	
	168.7104.00 168.8104.00	095.H800.00 of-ou-or-oder 095.B500.00
	168.7204.00 168.8204.00 050.5091.-- (2x) 168.5010.-- (2x)	197.B600.00 of-ou-or-oder 097.0205.00
	168.8714.00 160.8750.00 (2x)	197.B600.00 of-ou-or-oder 097.0205.00
	160.8750.-- (2x) or 160.8723.-- (2x)	---

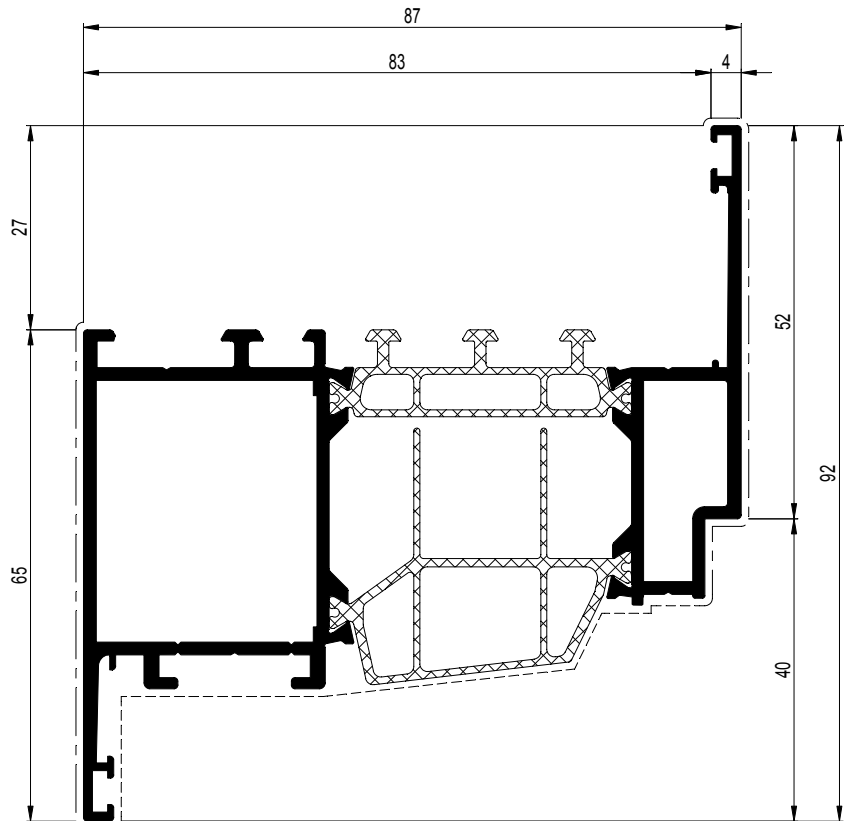
	<b>508.0444.XX</b>	
	168.7104.00 168.8104.00	095.H800.00 of-ou-or-oder 095.B500.00
	168.7204.00 168.8204.00 050.5091.-- (2x) 168.5010.-- (2x)	197.B600.00 of-ou-or-oder 097.0205.00
	168.8714.00 160.8750.00 (2x)	197.B600.00 of-ou-or-oder 097.0205.00
	160.8750.-- (2x) or 160.8723.-- (2x)	---

	$\frac{A}{dm^2/m}$	$\frac{P}{dm^2/m}$	$L_m$	$I_x \text{ cm}^4$	$W_x \text{ cm}^3$	$a_x \text{ mm}$	$I_y \text{ cm}^4$	$W_y \text{ cm}^3$	$a_y \text{ mm}$	
408.0102.XX	36.02	11.1	7.00	30.785	6.379	48.14	10.891	2.680	36.36	
408.0192.XX	39.20	14.1	7.00	38.629	8.347	46.28	22.332	4.659	44.07	
508.0102.XX	36.01	11.1	7.00	30.785	6.379	48.26	10.883	2.679	36.38	
508.0192.XX	39.01	14.1	7.00	38.528	8.309	46.37	22.296	4.655	44.11	

408.0102.XX  
 508.0102.XX HI+



408.0192.XX  
 508.0192.XX HI+



	<b>508.0192.XX</b>	
	168.7112.00	095.H800.00
	168.8112.00 or 168.7012.00	of-ou-or-oder
	168.8012.00	095.B500.00
	168.7012.00	197.B700.00
	168.8012.00	of-ou-or-oder
	168.5000.00 (2x)	097.0210.00
	168.5010.-- (2x)	
	160.8750.-- or 160.8723.--	---
	160.8718.--	---

	<b>508.0102.XX</b>	
	168.7111.00	095.H800.00
	168.8111.00 or 168.7011.00	of-ou-or-oder
	168.8011.00	095.B500.00
	168.7011.00	197.B700.00
	168.8211.00	of-ou-or-oder
	168.5000.00 (2x)	097.0210.00
	168.5010.-- (2x)	
	160.8750.-- or 160.8723.--	---
	160.8718.--	---

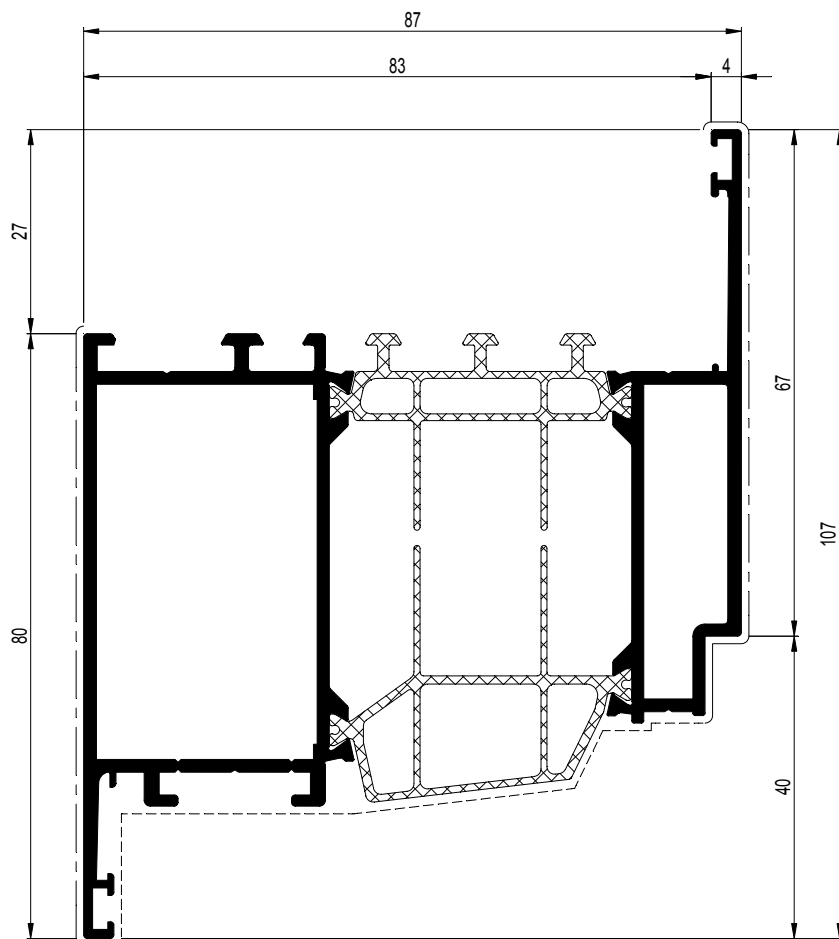
	<b>408.0192.XX</b>	
	168.7112.00	095.H800.00
	168.8112.00 or 168.7012.00	of-ou-or-oder
	168.8012.00	095.B500.00
	168.7012.00	197.B700.00
	168.8012.00	of-ou-or-oder
	168.5000.00 (2x)	097.0210.00
	168.5010.-- (2x)	
	160.8750.-- or 160.8723.--	---
	160.8718.--	---

	<b>408.0102.XX</b>	
	168.7111.00	095.H800.00
	168.8111.00 or 168.7011.00	of-ou-or-oder
	168.8011.00	095.B500.00
	168.7011.00	197.B700.00
	168.8211.00	of-ou-or-oder
	168.5000.00 (2x)	097.0210.00
	168.5010.-- (2x)	
	160.8750.-- or 160.8723.--	---
	160.8718.--	---

	A dm <sup>2</sup> /m	P dm <sup>2</sup> /m	L <sub>m</sub>	I <sub>x</sub> cm <sup>4</sup>	W <sub>x</sub> cm <sup>3</sup>	ax mm	I <sub>y</sub> cm <sup>4</sup>	W <sub>y</sub> cm <sup>3</sup>	ay mm	
408.0112.XX	42.20	17.1	7.00	45.992	10.187	45.15	40.312	7.291	51.71	Y X 0
508.0112.XX	42.01	17.1	7.00	45.898	10.150	45.22	40.230	7.283	51.76	

408.0112.XX

508.0112.XX HI+

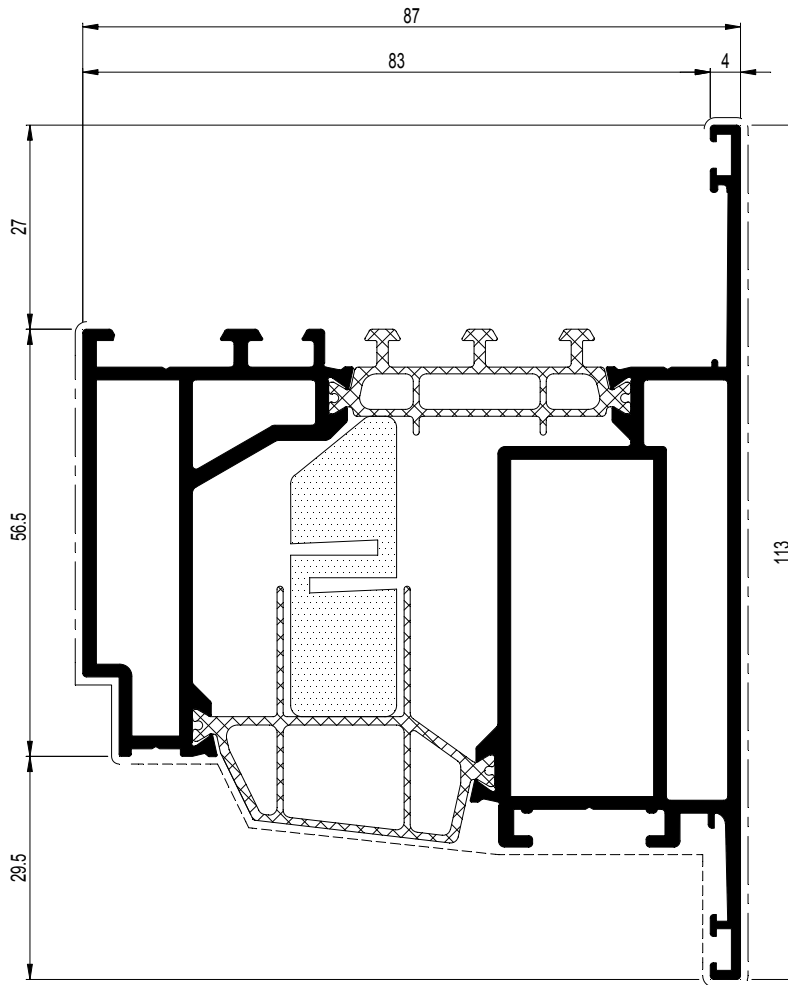


	408.0112.XX	
	168.7113.00	095.H800.00 of-ou-or-oder
	168.8113.00	095.B500.00
	168.7213.00	197.B700.00
	168.8213.00	of-ou-or-oder
	050.5091.-- (2x)	097.0210.00
	168.5010.-- (2x)	
	160.8750.-- or	
	160.8723.--	
	160.8718.--	

	508.0112.XX	
	168.7113.00	095.H800.00 of-ou-or-oder
	168.8113.00	095.B500.00
	168.7213.00	197.B700.00
	168.8213.00	of-ou-or-oder
	050.5091.-- (2x)	097.0210.00
	168.5010.-- (2x)	
	160.8750.-- or	
	160.8723.--	
	160.8718.--	

	$A$ dm <sup>2</sup> /m	$P$ dm <sup>2</sup> /m	$L_m$	$I_x$ cm <sup>4</sup>	$W_x$ cm <sup>3</sup>	ax mm	$I_y$ cm <sup>4</sup>	$W_y$ cm <sup>3</sup>	ay mm	
408.0051.XX	43.34	18.3	7.00	54.927	10.913	36.67	54.003	9.375	55.40	
4F8.0051.XX	43.34	18.3	7.00	54.927	10.913	36.67	54.003	9.375	55.40	
508.0051.XX	43.44	18.3	7.00	54.917	10.888	36.77	53.971	9.354	55.51	
5F8.0051.XX	43.44	18.3	7.00	54.917	10.888	36.77	54.078	9.386	55.59	

- 408.0051.XX
- 4F8.0051.XX      FOAM INCLUDED
- 508.0051.XX      HI+
- 5F8.0051.XX      HI+ FOAM INCLUDED



<b>408.0051.XX</b>	
	168.7151.00      095.H800.00 of-ou-or-oder
	168.8151.00      095.B500.00
	168.7251.00 168.8251.00
	168.5000.00 (2x)      097.0210.00 168.5010.-- (2x)
	160.8750.-- or 160.8723.-- 160.8718.--

<b>4F8.0051.XX</b>	
	168.7151.00      095.H800.00 of-ou-or-oder
	168.8151.00      095.B500.00
	168.7251.00 168.8251.00
	168.5000.00 (2x)      097.0210.00 168.5010.-- (2x)
	187.0051.07 (7x)      ---
	160.8750.-- or 160.8723.-- 160.8718.--

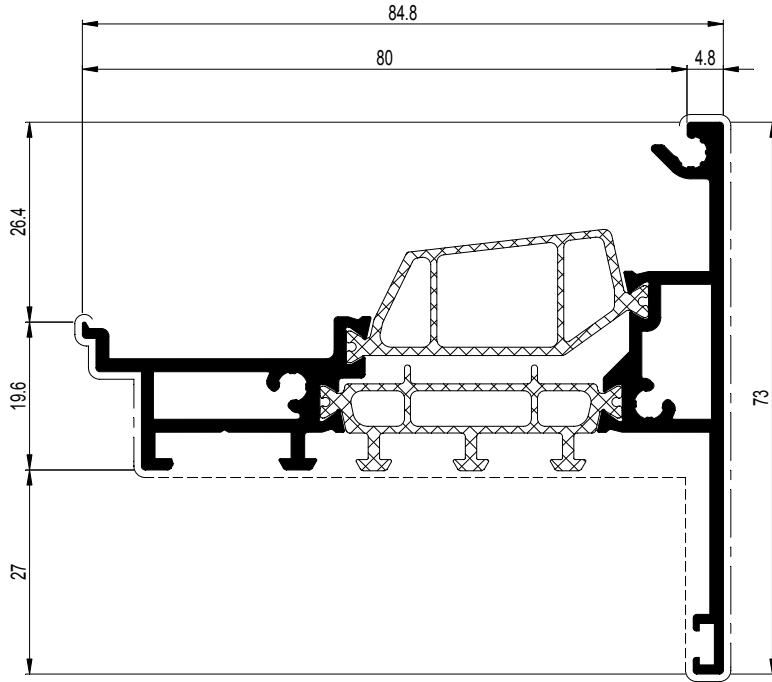
<b>508.0051.XX</b>	
	168.7151.00      095.H800.00 of-ou-or-oder
	168.8151.00      095.B500.00
	168.7251.00 168.8251.00
	168.5000.00 (2x)      097.0210.00 168.5010.-- (2x)
	160.8750.-- or 160.8723.-- 160.8718.--

<b>5F8.0051.XX</b>	
	168.7151.00      095.H800.00 of-ou-or-oder
	168.8151.00      095.B500.00
	168.7251.00 168.8251.00
	168.5000.00 (2x)      097.0210.00 168.5010.-- (2x)
	187.0051.07 (7x)      ---
	160.8750.-- or 160.8723.-- 160.8718.--

	$\frac{A}{dm^2/m}$	$\frac{P}{dm^2/m}$	$\leftarrow L_m \rightarrow$	$I_x \text{ cm}^4$	$W_x \text{ cm}^3$	ax mm	$I_y \text{ cm}^4$	$W_y \text{ cm}^3$	ay mm	
408.0115.XX	31.54	11.0	7.00	24.362	4.480	30.43	9.494	2.422	39.21	
508.0115.XX	31.54	11.0	7.00	30.447	5.599	30.42	9.494	2.422	39.21	

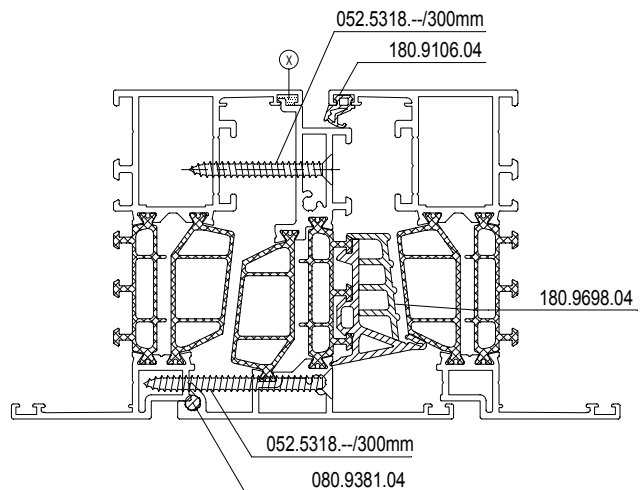
408.0115.XX

508.0115.XX HI+



EINDSTUK  
 PIECE FINALE  
 END PIECE  
 ENDSTUECK

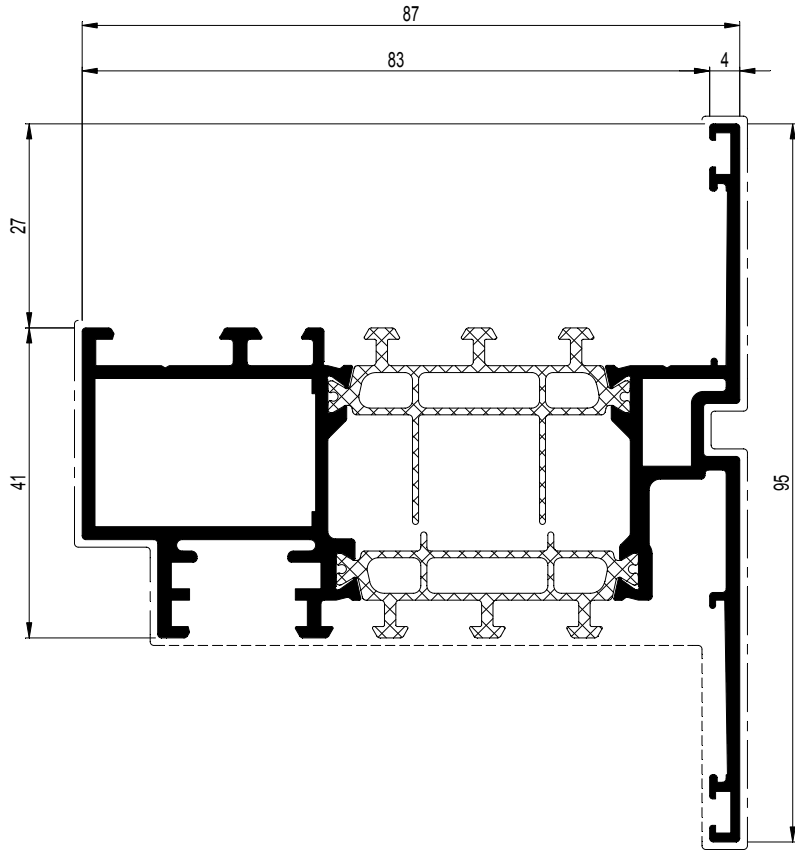
169.6897.SY





	$\frac{A}{dm^2/m}$	$\frac{P}{dm^2/m}$	$L_m$	$I_x \text{ cm}^4$	$W_x \text{ cm}^3$	ax mm	$I_y \text{ cm}^4$	$W_y \text{ cm}^3$	ay mm	
408.0105.XX	58.71	16.3	7.00	39.796	7.925	37.00	20.461	4.219	48.49	
508.0105.XX	48.56	16.3	7.00	39.796	7.925	37.00	20.461	4.219	48.49	

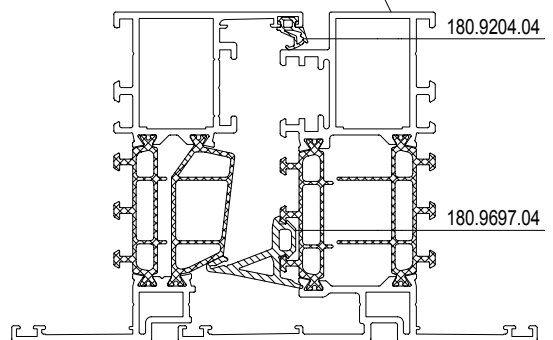
408.0105.XX  
 508.0105.XX HI+



EINDSTUK  
 PIECE FINALE  
 ENDPIECE  
 ENDSTUECK

169.6105.SY

ONLY WITH 408.0102.XX/508.0102.XX

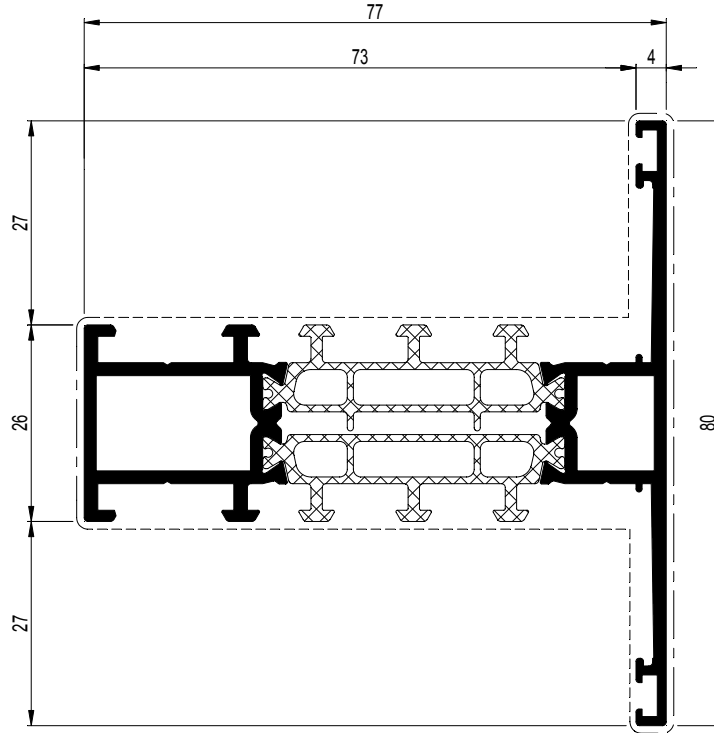


408.0105.XX		
	168.7111.00	095.H800.00
	168.8111.00 or 168.7011.00	of-ou-or-oder 095.B500.00
	168.7011.00 168.8211.00	---
	168.5000.00 (2x) 168.5010.-- (2x)	---
	160.8750.-- (2x) or 160.8723.-- (2x)	---

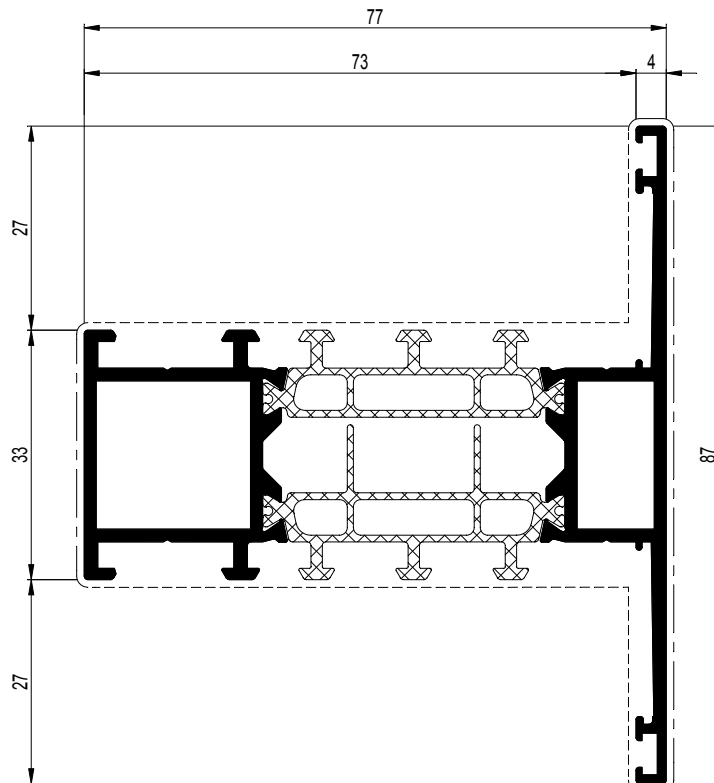
508.0105.XX		
	168.7111.00	095.H800.00
	168.8111.00 or 168.7011.00	of-ou-or-oder 095.B500.00
	168.7011.00 168.8211.00	---
	168.5000.00 (2x) 168.5010.-- (2x)	---
	160.8750.-- (2x) or 160.8723.-- (2x)	---

	$\frac{A}{dm^2/m}$	$\frac{P}{dm^2/m}$	$\leftarrow L_m \rightarrow$	$I_x \text{ cm}^4$	$W_x \text{ cm}^3$	ax mm	$I_y \text{ cm}^4$	$W_y \text{ cm}^3$	ay mm	
408.0113.XX	33.98	11.5	7.00	23.636	5.165	31.24	10.131	2.533	40.00	
408.0120.XX	35.38	12.9	7.00	26.409	5.832	31.72	14.154	3.254	43.50	
508.0113.XX	33.98	11.5	7.00	23.636	5.165	31.24	10.131	2.533	40.00	
508.0120.XX	35.38	12.9	7.00	26.409	5.832	31.72	14.154	3.254	43.50	

408.0113.XX  
508.0113.XX HI+



408.0120.XX  
508.0120.XX HI+



508.0120.XX		
	168.7102.00 168.8102.00 or 168.7002.00 168.8002.00	095.H800.00 of-ou-or-oder 095.B500.00
	168.7002.00 168.8002.00 168.5000.00 (2x) 168.5010.-- (2x)	197.B600.00 of-ou-or-oder 097.0205.00
	168.8712.00 160.8750.00 (2x)	197.B600.00 of-ou-or-oder 097.0205.00
	160.8750.-- (2x) or 160.8723.-- (2x)	---

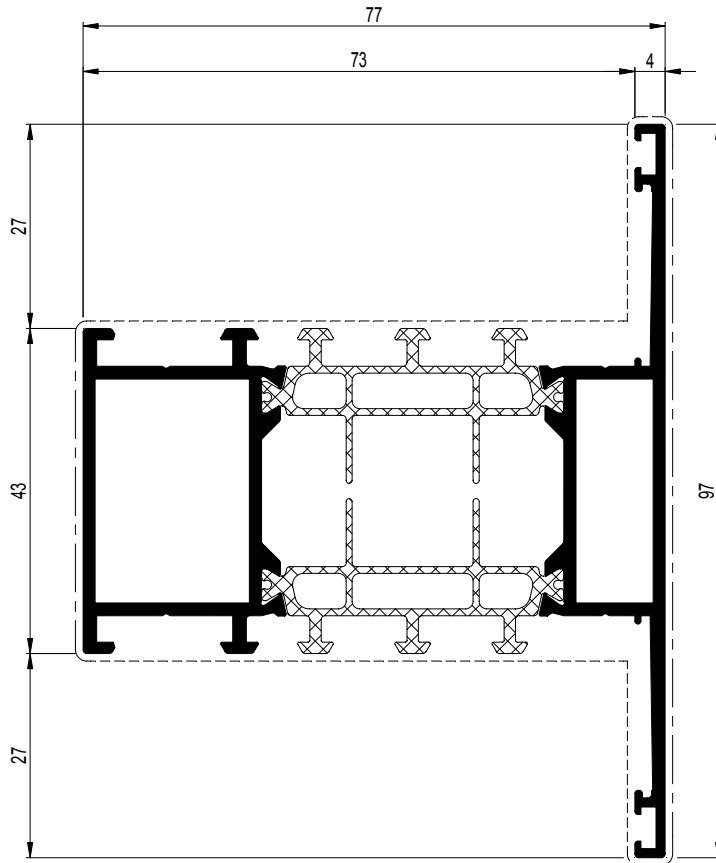
508.0113.XX		
	168.7101.00 168.8101.00	095.H800.00 of-ou-or-oder 095.B500.00
	168.7201.00 168.8201.00 050.5091.-- (2x) 168.5010.-- (2x)	197.B600.00 of-ou-or-oder 097.0205.00
	168.8711.00 160.8750.00 (2x)	197.B600.00 of-ou-or-oder 097.0205.00
	160.8750.-- (2x) or 160.8723.-- (2x)	---

408.0120.XX		
	168.7102.00 168.8102.00 or 168.7002.00 168.8002.00	095.H800.00 of-ou-or-oder 095.B500.00
	168.7002.00 168.8002.00 168.5000.00 (2x) 168.5010.-- (2x)	197.B600.00 of-ou-or-oder 097.0205.00
	168.8712.00 160.8750.00 (2x)	197.B600.00 of-ou-or-oder 097.0205.00
	160.8750.-- (2x) or 160.8723.-- (2x)	---

408.0113.XX		
	168.7101.00 168.8101.00	095.H800.00 of-ou-or-oder 095.B500.00
	168.7201.00 168.8201.00 050.5091.-- (2x) 168.5010.-- (2x)	197.B600.00 of-ou-or-oder 097.0205.00
	168.8711.00 160.8750.00 (2x)	197.B600.00 of-ou-or-oder 097.0205.00
	160.8750.-- (2x) or 160.8723.-- (2x)	---

	$A$ dm <sup>2</sup> /m	$P$ dm <sup>2</sup> /m	$L_m$	$I_x$ cm <sup>4</sup>	$W_x$ cm <sup>3</sup>	ax mm	$I_y$ cm <sup>4</sup>	$W_y$ cm <sup>3</sup>	ay mm	
408.0165.XX	37.38	14.1	7.00	30.055	6.197	48.50	21.957	4.903	32.22	
508.0165.XX	37.38	14.1	7.00	30.055	6.197	48.50	21.957	4.903	32.22	

408.0165.XX  
508.0165.XX HI+



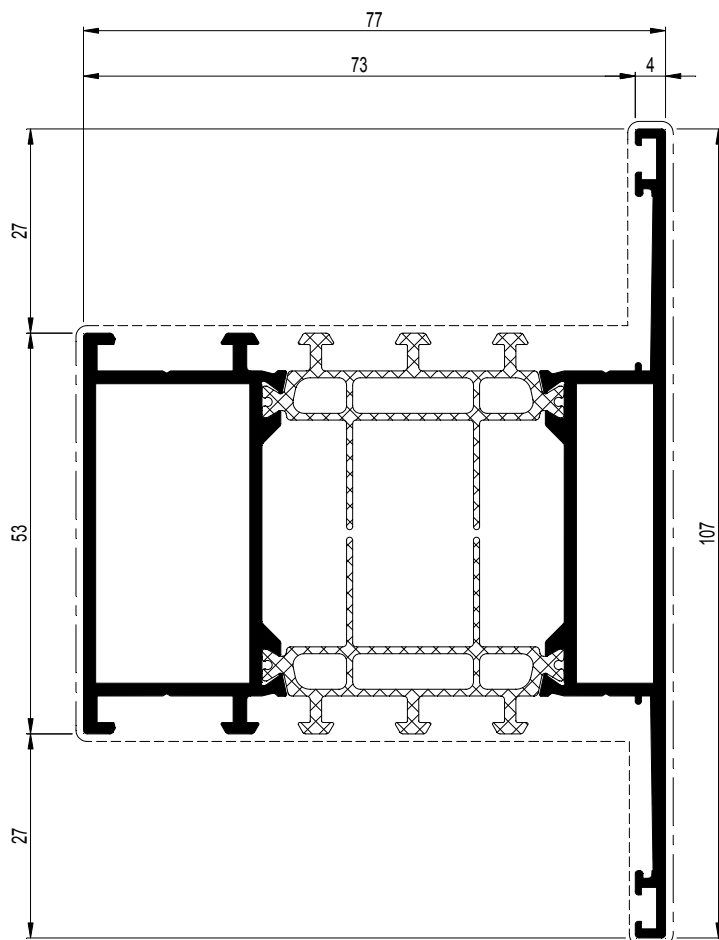
	408.0165.XX		
	168.7103.00	095.H800.00	of-ou-or-oder
	168.8103.00	095.B500.00	
	168.7203.00	197.B600.00	of-ou-or-oder
	168.8203.00	197.B600.00	
	050.5091.-- (2x)	097.0205.00	of-ou-or-oder
	168.5010.-- (2x)	097.0205.00	
	168.8713.00	197.B600.00	of-ou-or-oder
	160.8750.00 (2x)	097.0205.00	
	160.8750.-- (2x) or	---	---
	160.8723.-- (2x)	---	

	508.0165.XX		
	168.7103.00	095.H800.00	of-ou-or-oder
	168.8103.00	095.B500.00	
	168.7203.00	197.B600.00	of-ou-or-oder
	168.8203.00	197.B600.00	
	050.5091.-- (2x)	097.0205.00	of-ou-or-oder
	168.5010.-- (2x)	097.0205.00	
	168.8713.00	197.B600.00	of-ou-or-oder
	160.8750.00 (2x)	097.0205.00	
	160.8750.-- (2x) or	---	---
	160.8723.-- (2x)	---	

	$A$ dm <sup>2</sup> /m	$P$ dm <sup>2</sup> /m	$L_m$	$I_x$ cm <sup>4</sup>	$W_x$ cm <sup>3</sup>	ax mm	$I_y$ cm <sup>4</sup>	$W_y$ cm <sup>3</sup>	ay mm	
408.0114.XX	39.38	16.9	7.00	33.688	7.590	32.62	32.456	6.068	53.50	
508.0114.XX	40.48	16.9	7.00	33.688	7.590	32.62	32.465	6.068	53.50	

408.0114.XX

508.0114.XX HI+



	408.0114.XX		
	168.7104.00	095.H800.00	of-ou-or-oder
	168.8104.00	095.B500.00	
	168.7204.00	197.B600.00	of-ou-or-oder
	168.8204.00	197.B600.00	
	050.5091.-- (2x)	097.0205.00	of-ou-or-oder
	168.5010.-- (2x)	097.0205.00	
	168.8714.00	197.B600.00	of-ou-or-oder
	160.8750.00 (2x)	097.0205.00	
	160.8750.-- (2x) or	---	---
	160.8723.-- (2x)	---	

	508.0114.XX		
	168.7104.00	095.H800.00	of-ou-or-oder
	168.8104.00	095.B500.00	
	168.7204.00	197.B600.00	of-ou-or-oder
	168.8204.00	197.B600.00	
	050.5091.-- (2x)	097.0205.00	of-ou-or-oder
	168.5010.-- (2x)	097.0205.00	
	168.8714.00	197.B600.00	of-ou-or-oder
	160.8750.00 (2x)	097.0205.00	
	160.8750.-- (2x) or	---	---
	160.8723.-- (2x)	---	

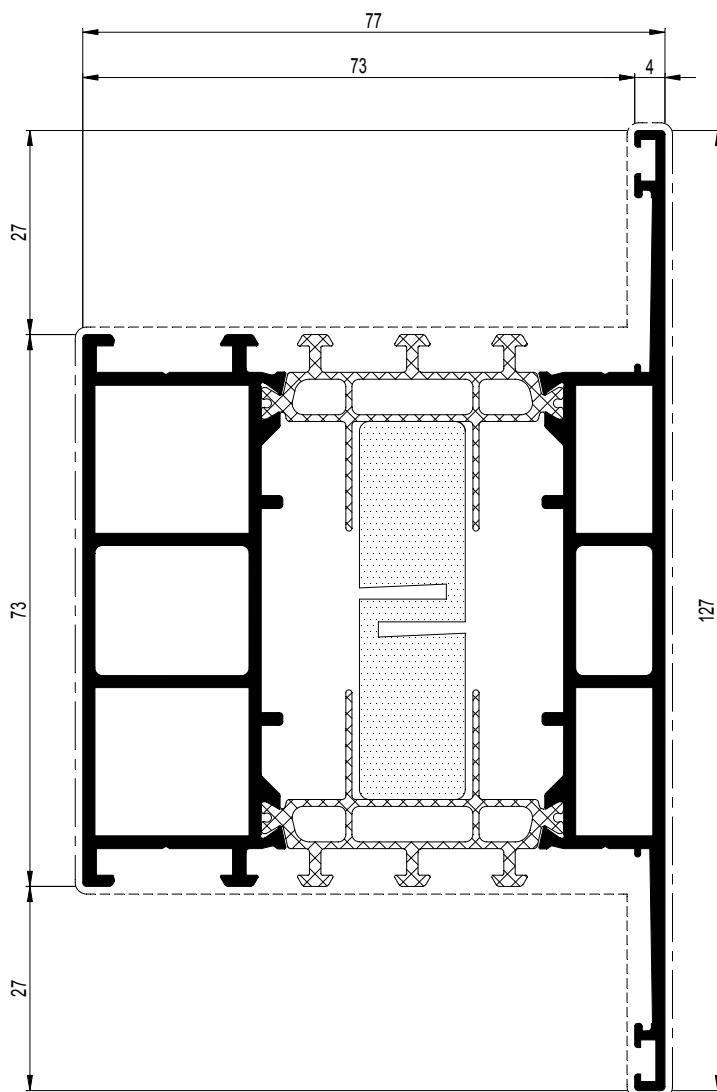
	$\frac{A}{dm^2/m}$	$\frac{P}{dm^2/m}$	$L_m$	$I_x \text{ cm}^4$	$W_x \text{ cm}^3$	ax mm	$I_y \text{ cm}^4$	$W_y \text{ cm}^3$	ay mm	
408.0123.XX	43.38	20.1	7.00	46.851	7.378	63.50	64.152	15.146	34.64	
4F8.0123.XX	43.38	20.1	7.00	46.851	7.378	63.50	64.152	15.146	34.64	
508.0123.XX	43.38	20.1	7.00	46.851	11.061	34.64	64.152	10.103	63.50	
5F8.0123.XX	43.38	20.1	7.00	46.851	11.061	34.64	64.152	10.103	63.50	

408.0123.XX

4F8.0123.XX FOAM INCLUDED

508.0123.XX HI+

5F8.0123.XX HI+ FOAM INCLUDED



<b>408.0123.XX</b>		
	168.7102.00 168.8102.00 or 168.7002.00 168.8002.00	---
	168.7002.00 168.8002.00	197.B600.00 of-ou-or-oder
	168.5000.00 (2x) 168.5010.-- (2x)	097.0205.00
	168.8712.00 (2x) 160.8750.00 (2x)	197.B600.00 of-ou-or-oder 097.0205.00
	160.8750.-- (2x) or 160.8723.-- (2x)	---

<b>4F8.0123.XX</b>		
	168.7102.00 168.8102.00 or 168.7002.00 168.8002.00	---
	168.7002.00 168.8002.00	197.B600.00 of-ou-or-oder
	168.5000.00 (2x) 168.5010.-- (2x)	097.0205.00
	168.8712.00 (2x) 160.8750.00 (2x)	197.B600.00 of-ou-or-oder 097.0205.00
	187.0123.07 (7x)	---
	160.8750.-- (2x) or 160.8723.-- (2x)	---

<b>508.0123.XX</b>		
	168.7102.00 168.8102.00 or 168.7002.00 168.8002.00	---
	168.7002.00 168.8002.00	197.B600.00 of-ou-or-oder
	168.5000.00 (2x) 168.5010.-- (2x)	097.0205.00
	168.8712.00 (2x) 160.8750.00 (2x)	197.B600.00 of-ou-or-oder 097.0205.00
	160.8750.-- (2x) or 160.8723.-- (2x)	---

<b>5F8.0123.XX</b>		
	168.7102.00 168.8102.00 or 168.7002.00 168.8002.00	---
	168.7002.00 168.8002.00	197.B600.00 of-ou-or-oder
	168.5000.00 (2x) 168.5010.-- (2x)	097.0205.00
	168.8712.00 (2x) 160.8750.00 (2x)	197.B600.00 of-ou-or-oder 097.0205.00
	187.0123.07 (7x)	---
	160.8750.-- (2x) or 160.8723.-- (2x)	---

	$A$ dm <sup>2</sup> /m	$P$ dm <sup>2</sup> /m	$L_m$	$I_x$ cm <sup>4</sup>	$W_x$ cm <sup>3</sup>	ax mm	$I_y$ cm <sup>4</sup>	$W_y$ cm <sup>3</sup>	ay mm	
408.0116.XX	47.38	24.1	7.00	57.107	7.770	73.50	113.868	27.155	35.07	
4F8.0116.XX	47.38	24.1	7.00	57.107	7.770	73.50	113.868	27.155	35.07	
508.0116.XX	47.38	24.1	7.00	57.107	7.770	73.50	113.868	27.155	35.07	
5F8.0116.XX	47.38	24.1	7.00	57.107	7.770	73.50	113.868	27.155	35.07	

## 408.0116.XX

4F8.0116.XX FOAM INCLUDED

508.0116.XX HI+

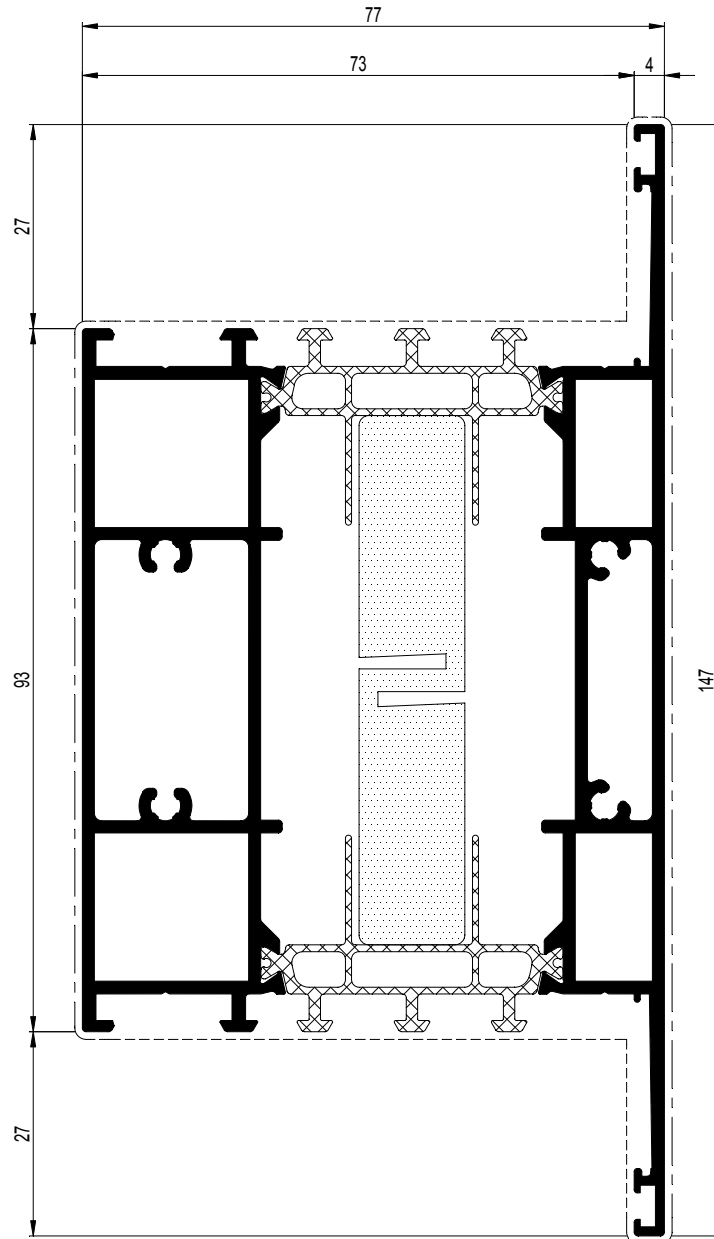
5F8.0116.XX HI+ FOAM INCLUDED

	<b>5F8.0116.XX</b>	
	168.7102.00 168.8102.00 or 168.7002.00 168.8002.00	---
	168.7002.00 168.8002.00 168.5000.00 (2x) 168.5010.-- (2x)	197.B600.00 of-ou-or-oder 097.0205.00
	052.5315.-- (4x)	---
	168.8712.00 (2x) 160.8750.00 (2x)	197.B600.00 of-ou-or-oder 097.0205.00
	187.0116.07 (7x)	---
	160.8750.-- (2x) or 160.8723.-- (2x)	---

	<b>508.0116.XX</b>	
	168.7102.00 168.8102.00 or 168.7002.00 168.8002.00	---
	168.7002.00 168.8002.00 168.5000.00 (2x) 168.5010.-- (2x)	197.B600.00 of-ou-or-oder 097.0205.00
	052.5315.-- (4x)	---
	168.8712.00 (2x) 160.8750.00 (2x)	197.B600.00 of-ou-or-oder 097.0205.00
	160.8750.-- (2x) or 160.8723.-- (2x)	---

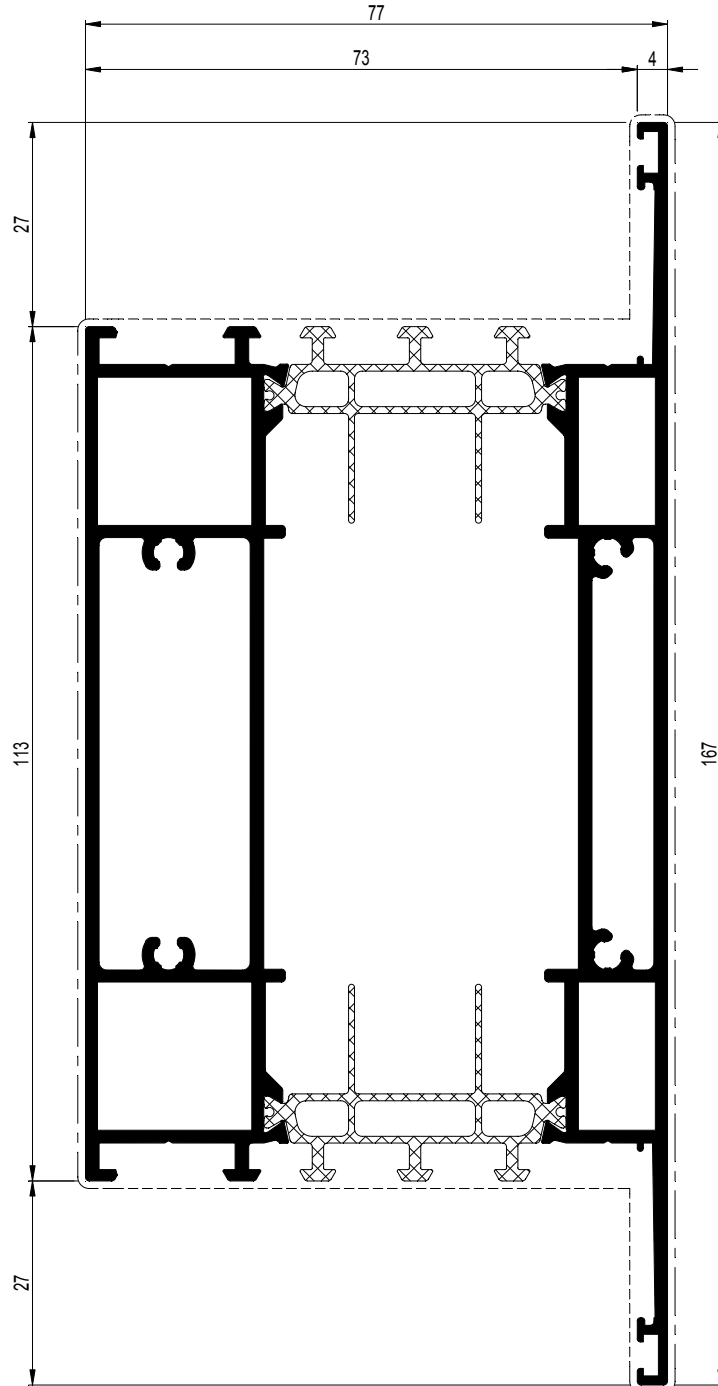
	<b>4F8.0116.XX</b>	
	168.7102.00 168.8102.00 or 168.7002.00 168.8002.00	---
	168.7002.00 168.8002.00 168.5000.00 (2x) 168.5010.-- (2x)	197.B600.00 of-ou-or-oder 097.0205.00
	052.5315.-- (4x)	---
	168.8712.00 (2x) 160.8750.00 (2x)	197.B600.00 of-ou-or-oder 097.0205.00
	187.0116.07 (7x)	---
	160.8750.-- (2x) or 160.8723.-- (2x)	---

	<b>408.0116.XX</b>	
	168.7102.00 168.8102.00 or 168.7002.00 168.8002.00	---
	168.7002.00 168.8002.00 168.5000.00 (2x) 168.5010.-- (2x)	197.B600.00 of-ou-or-oder 097.0205.00
	052.5315.-- (4x)	---
	168.8712.00 (2x) 160.8750.00 (2x)	197.B600.00 of-ou-or-oder 097.0205.00
	160.8750.-- (2x) or 160.8723.-- (2x)	---



	$\frac{A}{dm^2/m}$	$\frac{P}{dm^2/m}$	$L_m$	$I_x \text{ cm}^4$	$W_x \text{ cm}^3$	ax mm	$I_y \text{ cm}^4$	$W_y \text{ cm}^3$	ay mm	
408.0850.XX	51.17	28.9	7.00	67.126	16.006	35.27	186.234	22.276	83.60	
508.0850.XX	51.38	28.9	7.00	67.156	16.012	35.27	186.592	22.319	83.60	

408.0850.XX  
508.0850.XX HI+

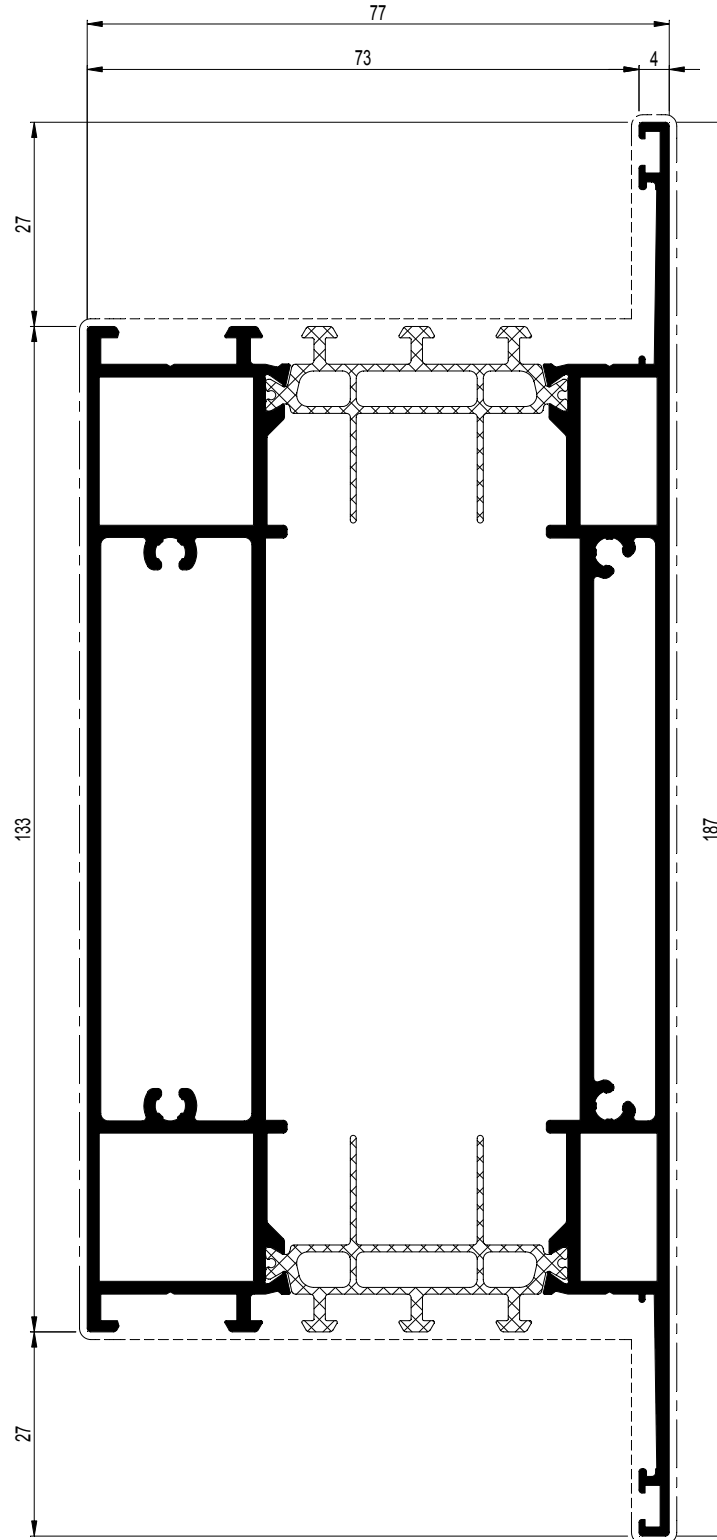


	<b>508.0850.XX</b>	
	168.7102.00 168.8102.00 or 168.7002.00 168.8002.00	---
	168.7002.00 168.8002.00 168.5000.00 (2x) 168.5010.-- (2x)	197.B600.00 of-ou-or-oder 097.0205.00
	052.5315.-- (4x)	---
	168.8712.00 (2x) 160.8750.00 (2x)	197.B600.00 of-ou-or-oder 097.0205.00
	160.8750.-- (2x) or 160.8723.-- (2x)	---
	<b>408.0850.XX</b>	
	168.7102.00 168.8102.00 or 168.7002.00 168.8002.00	---
	168.7002.00 168.8002.00 168.5000.00 (2x) 168.5010.-- (2x)	197.B600.00 of-ou-or-oder 097.0205.00
	052.5315.-- (4x)	---
	168.8712.00 (2x) 160.8750.00 (2x)	197.B600.00 of-ou-or-oder 097.0205.00
	160.8750.-- (2x) or 160.8723.-- (2x)	---

	$A$ dm <sup>2</sup> /m	$P$ dm <sup>2</sup> /m	$L_m$	$I_x$ cm <sup>4</sup>	$W_x$ cm <sup>3</sup>	ax mm	$I_y$ cm <sup>4</sup>	$W_y$ cm <sup>3</sup>	ay mm	
408.0851.XX	55.38	32.9	7.00	75.377	17.990	35.31	282.669	30.198	93.60	
508.0851.XX	55.38	32.9	7.00	75.377	17.990	35.31	282.669	30.198	93.60	

408.0851.XX

508.0851.XX HI+

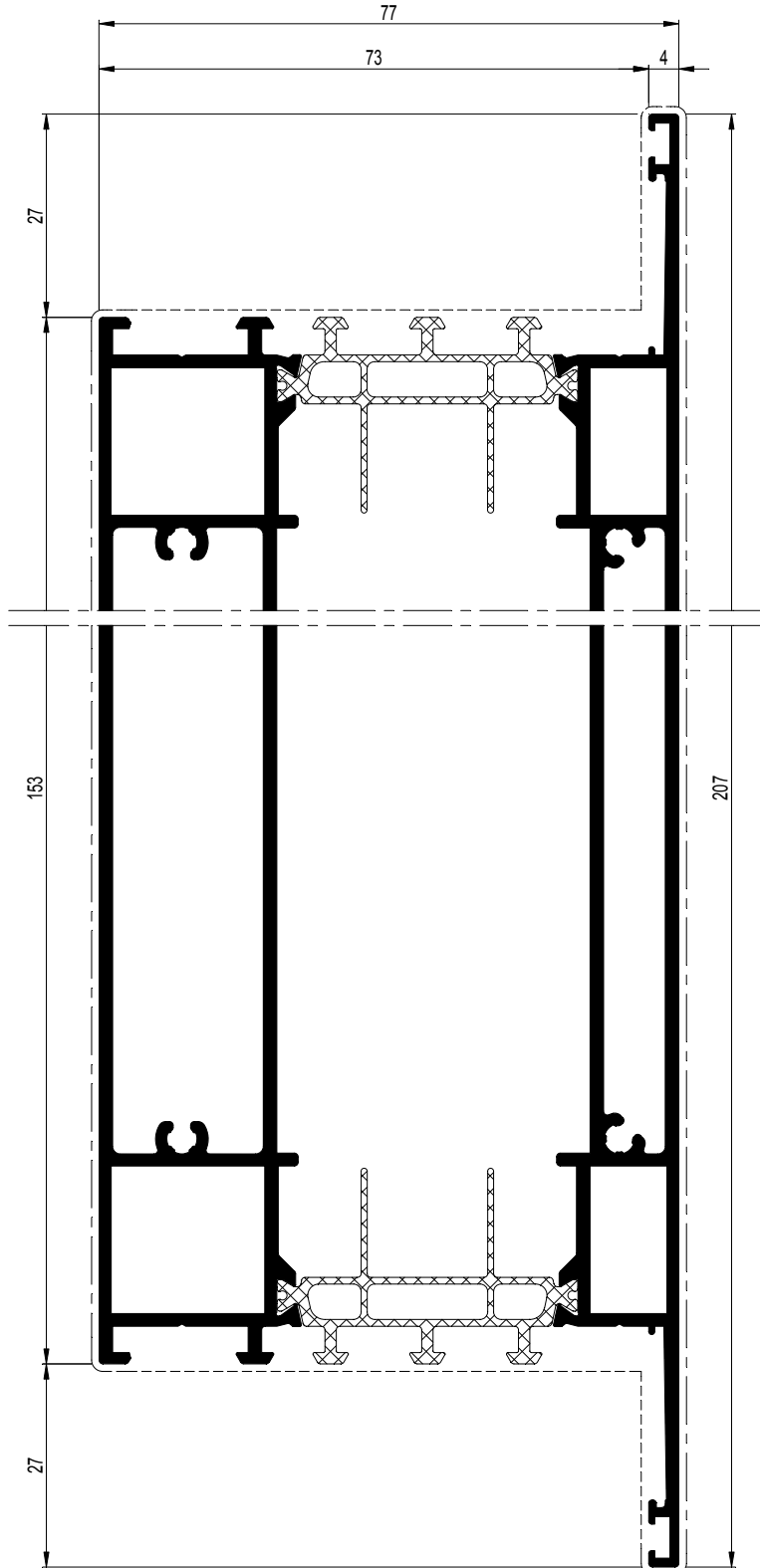


	<b>508.0851.XX</b>	
	168.7102.00 168.8102.00 or 168.7002.00 168.8002.00	---
	168.7002.00 168.8002.00 168.5000.00 (2x) 168.5010.-- (2x)	197.B600.00 of-ou-or-oder 097.0205.00
	052.5315.-- (4x)	---
	168.8712.00 (2x) 160.8750.00 (2x)	197.B600.00 of-ou-or-oder 097.0205.00
	160.8750.-- (2x) or 160.8723.-- (2x)	---
	<b>408.0851.XX</b>	
	168.7102.00 168.8102.00 or 168.7002.00 168.8002.00	---
	168.7002.00 168.8002.00 168.5000.00 (2x) 168.5010.-- (2x)	197.B600.00 of-ou-or-oder 097.0205.00
	052.5315.-- (4x)	---
	168.8712.00 (2x) 160.8750.00 (2x)	197.B600.00 of-ou-or-oder 097.0205.00
	160.8750.-- (2x) or 160.8723.-- (2x)	---



	$\frac{A}{dm^2/m}$	$\frac{P}{dm^2/m}$	$L_m$	$I_x \text{ cm}^4$	$W_x \text{ cm}^3$	ax mm	$I_y \text{ cm}^4$	$W_y \text{ cm}^3$	ay mm	
408.0852.XX	59.38	36.9	7.00	83.597	19.968	35.34	405.917	39.180	103.60	
508.0852.XX	59.38	36.9	7.00	83.597	19.968	35.34	405.917	39.180	103.60	

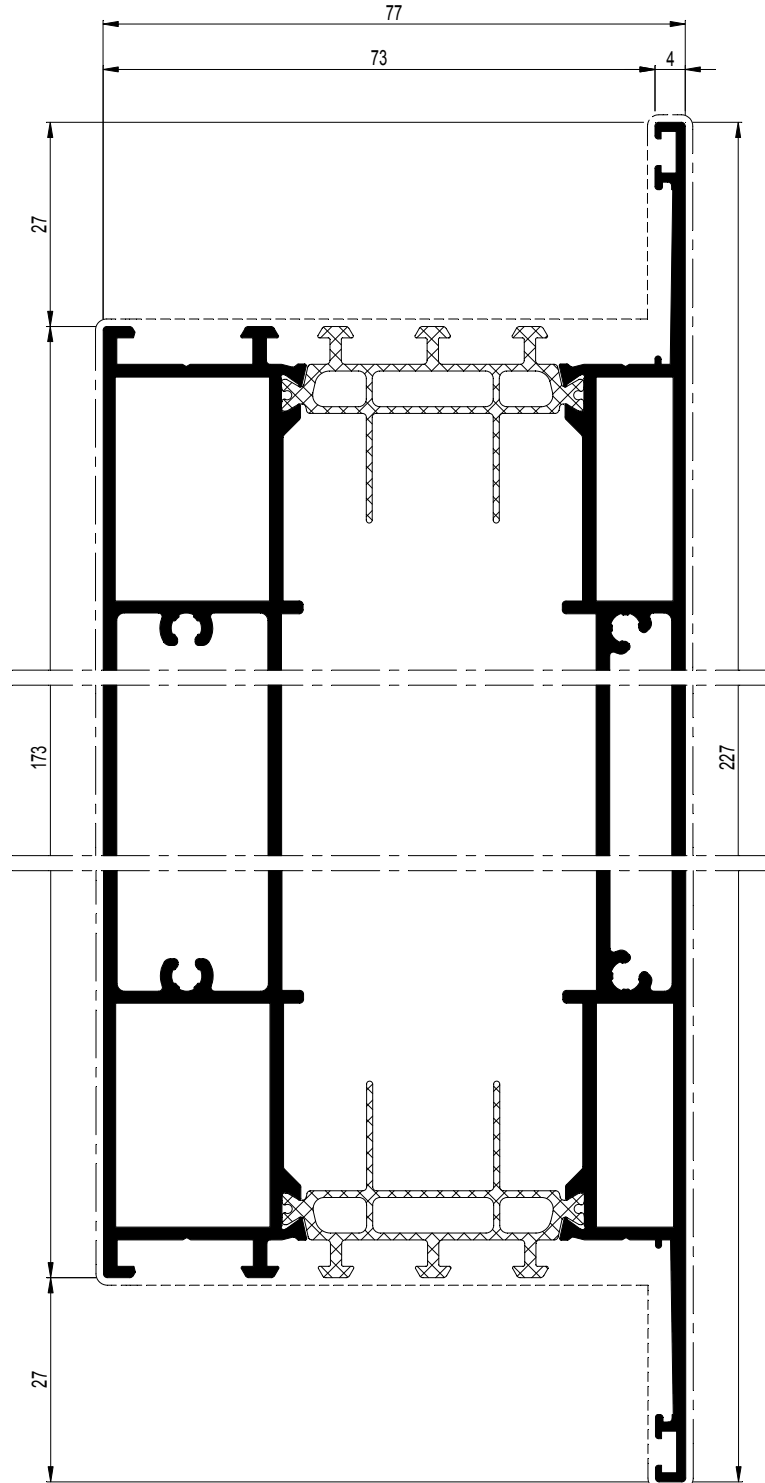
408.0852.XX  
508.0852.XX HI+



<b>508.0852.XX</b>		
	168.7102.00 168.8102.00 or 168.7002.00 168.8002.00	---
	168.7002.00 168.8002.00	197.B600.00 of-ou-or-oder
	168.5000.00 (2x) 168.5010.-- (2x)	097.0205.00
	052.5315.-- (4x)	---
	168.8712.00 (2x) 160.8750.00 (2x)	197.B600.00 of-ou-or-oder 097.0205.00
	160.8750.-- (2x) or 160.8723.-- (2x)	---
<b>408.0852.XX</b>		
	168.7102.00 168.8102.00 or 168.7002.00 168.8002.00	---
	168.7002.00 168.8002.00	197.B600.00 of-ou-or-oder
	168.5000.00 (2x) 168.5010.-- (2x)	097.0205.00
	052.5315.-- (4x)	---
	168.8712.00 (2x) 160.8750.00 (2x)	197.B600.00 of-ou-or-oder 097.0205.00
	160.8750.-- (2x) or 160.8723.-- (2x)	---

	$\frac{A}{dm^2/m}$	$\frac{P}{dm^2/m}$	$\leftarrow L_m \rightarrow$	$I_x \text{ cm}^4$	$W_x \text{ cm}^3$	ax mm	$I_y \text{ cm}^4$	$W_y \text{ cm}^3$	ay mm	
408.0853.XX	63.17	40.9	7.00	90.932	21.745	35.39	537.830	47.343	113.60	
508.0853.XX	63.38	40.9	7.00	90.963	21.751	35.39	538.848	47.432	113.60	

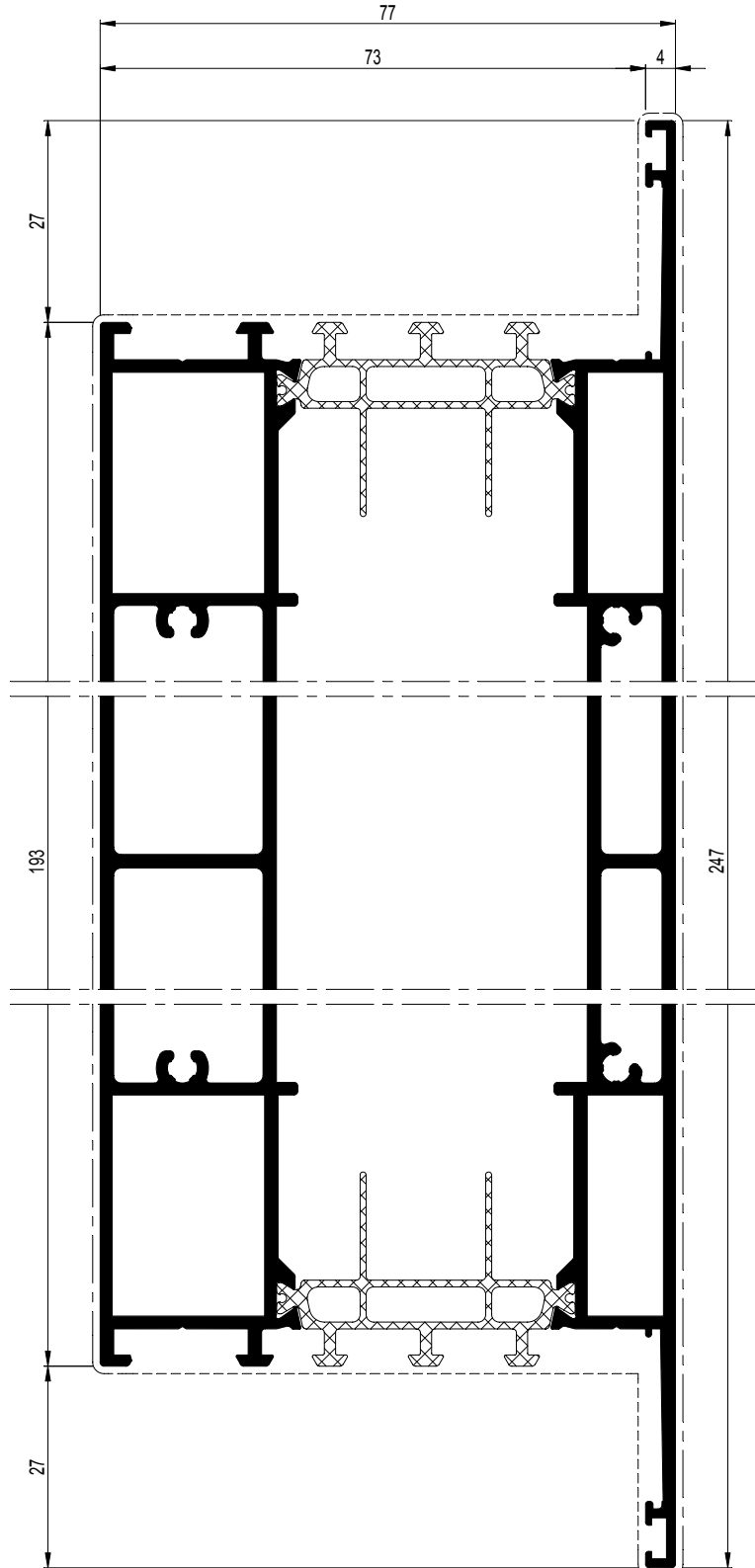
408.0853.XX  
508.0853.XX HI+



	<b>508.0853.XX</b>	
	168.7103.00	---
	168.8103.00	---
	168.7203.00	197.B600.00
	168.8203.00	of-ou-or-oder
	050.5091.-- (2x)	097.0205.00
	168.5010.-- (2x)	---
	052.5315.-- (4x)	---
	168.8713.00	197.B600.00
	160.8750.00 (2x)	of-ou-or-oder
	160.8750.-- (2x) or	097.0205.00
	160.8723.-- (2x)	---
	<b>408.0853.XX</b>	
	168.7103.00	---
	168.8103.00	---
	168.7203.00	197.B600.00
	168.8203.00	of-ou-or-oder
	050.5091.-- (2x)	097.0205.00
	168.5010.-- (2x)	---
	052.5315.-- (4x)	---
	168.8713.00	197.B600.00
	160.8750.00 (2x)	of-ou-or-oder
	160.8750.-- (2x) or	097.0205.00
	160.8723.-- (2x)	---

	$\frac{A}{dm^2/m}$	$\frac{P}{dm^2/m}$	$L_m$	$I_x \text{ cm}^4$	$W_x \text{ cm}^3$	ax mm	$I_y \text{ cm}^4$	$W_y \text{ cm}^3$	ay mm	
408.0854.XX	67.38	44.9	7.00	102.039	24.619	35.76	720.766	58.313	123.60	
508.0854.XX	67.72	44.9	7.00	102.039	24.619	35.76	720.766	58.313	123.60	

408.0854.XX  
508.0854.XX HI+

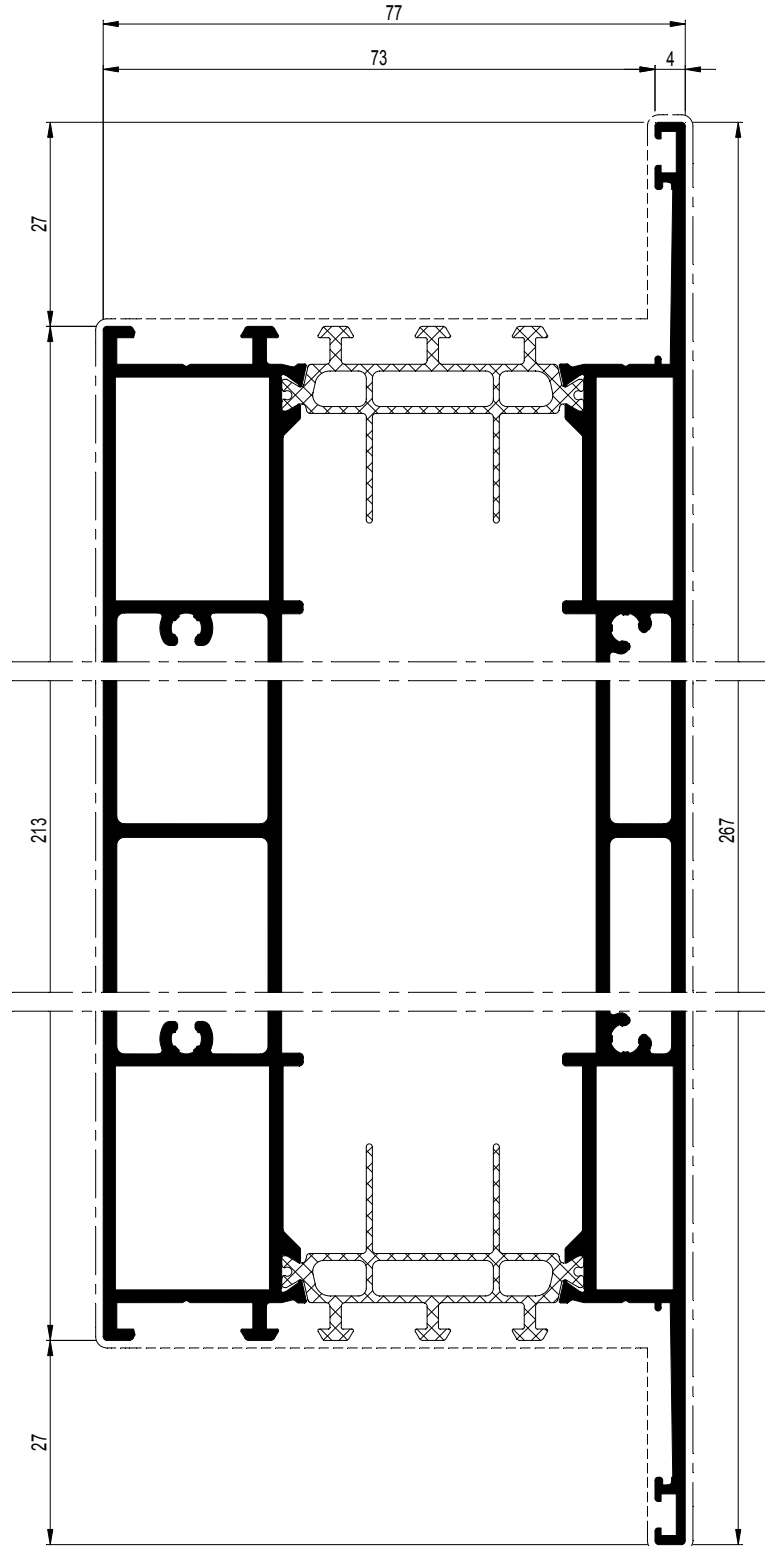


	<b>508.0854.XX</b>	
	168.7103.00	---
	168.8103.00	---
	168.7203.00	197.B600.00
	168.8203.00	of-ou-or-oder
	050.5091.-- (2x)	097.0205.00
	168.5010.-- (2x)	---
	052.5315.-- (4x)	---
	168.8713.00	197.B600.00
	160.8750.00 (2x)	of-ou-or-oder
		097.0205.00
	160.8750.-- (2x) or	---
	160.8723.-- (2x)	---
	<b>408.0854.XX</b>	
	168.7103.00	---
	168.8103.00	---
	168.7203.00	197.B600.00
	168.8203.00	of-ou-or-oder
	050.5091.-- (2x)	097.0205.00
	168.5010.-- (2x)	---
	052.5315.-- (4x)	---
	168.8713.00	197.B600.00
	160.8750.00 (2x)	of-ou-or-oder
		097.0205.00
	160.8750.-- (2x) or	---
	160.8723.-- (2x)	---

	$\frac{A}{dm^2/m}$	$\frac{P}{dm^2/m}$	$L_m$	$I_x \text{ cm}^4$	$W_x \text{ cm}^3$	ax mm	$I_y \text{ cm}^4$	$W_y \text{ cm}^3$	ay mm	
408.0855.XX	71.17	48.9	7.00	110.227	26.591	35.75	936.692	70.110	133.60	
508.0855.XX	71.38	48.9	7.00	110.258	26.597	35.75	938.335	70.233	133.60	

408.0855.XX

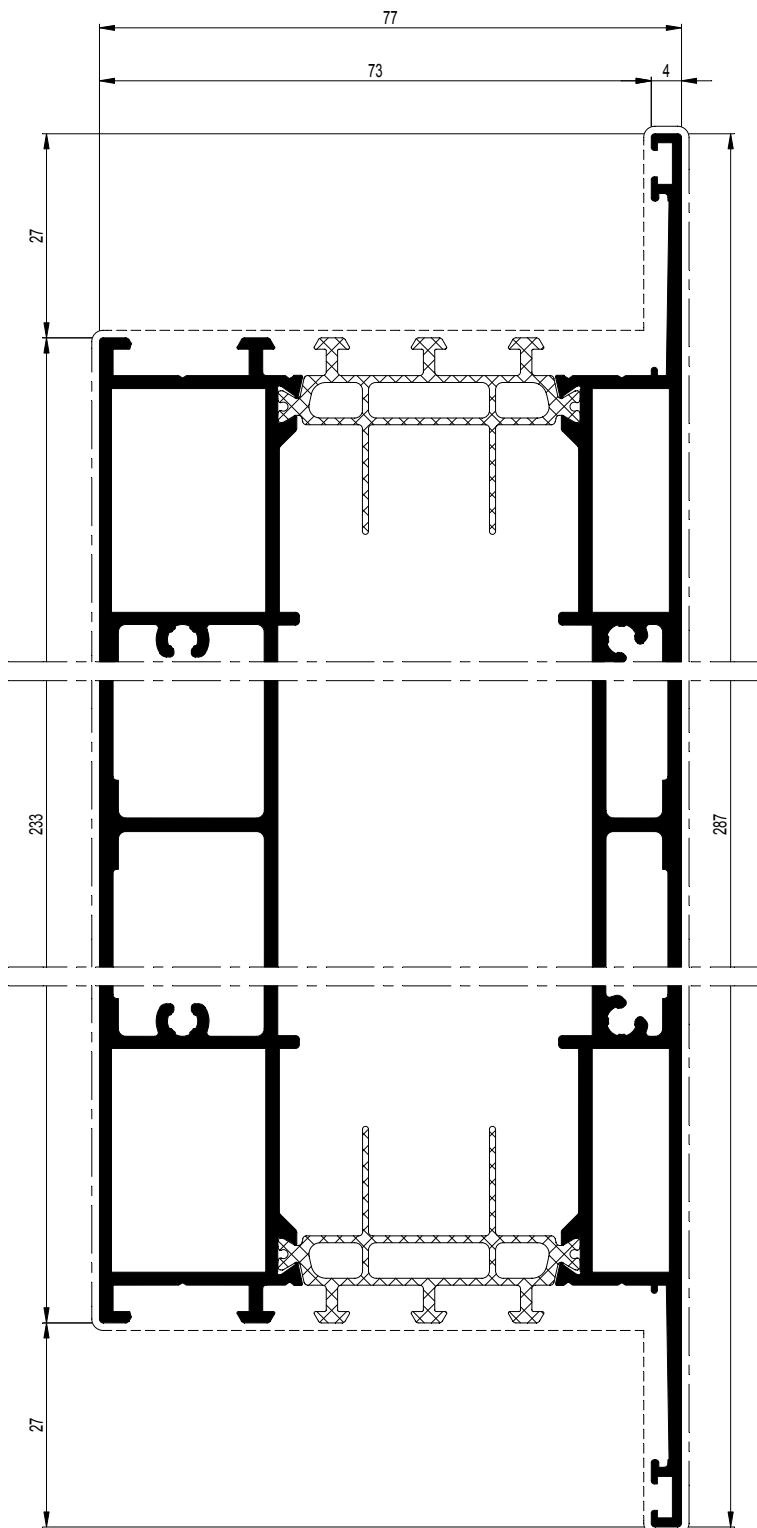
508.0855.XX HI+



	<b>508.0855.XX</b>	
	168.7103.00	---
	168.8103.00	---
	168.7203.00	197.B600.00
	168.8203.00	of-ou-or-oder
	050.5091.-- (2x)	097.0205.00
	168.5010.-- (2x)	---
	052.5315.-- (4x)	---
	168.8713.00	197.B600.00
	160.8750.00 (2x)	of-ou-or-oder
	160.8750.-- (2x) or	097.0205.00
	160.8723.-- (2x)	---
	<b>408.0855.XX</b>	
	168.7103.00	---
	168.8103.00	---
	168.7203.00	197.B600.00
	168.8203.00	of-ou-or-oder
	050.5091.-- (2x)	097.0205.00
	168.5010.-- (2x)	---
	052.5315.-- (4x)	---
	168.8713.00	197.B600.00
	160.8750.00 (2x)	of-ou-or-oder
	160.8750.-- (2x) or	097.0205.00
	160.8723.-- (2x)	---

	$\frac{A}{dm^2/m}$	$\frac{P}{dm^2/m}$	$L_m$	$I_x \text{ cm}^4$	$W_x \text{ cm}^3$	ax mm	$I_y \text{ cm}^4$	$W_y \text{ cm}^3$	ay mm	
408.0856.XX	75.38	52.9	7.00	120.740	29.147	35.78	1202.682	83.750	143.60	
508.0856.XX	75.38	52.9	7.00	120.740	29.147	35.78	1202.682	83.750	143.60	

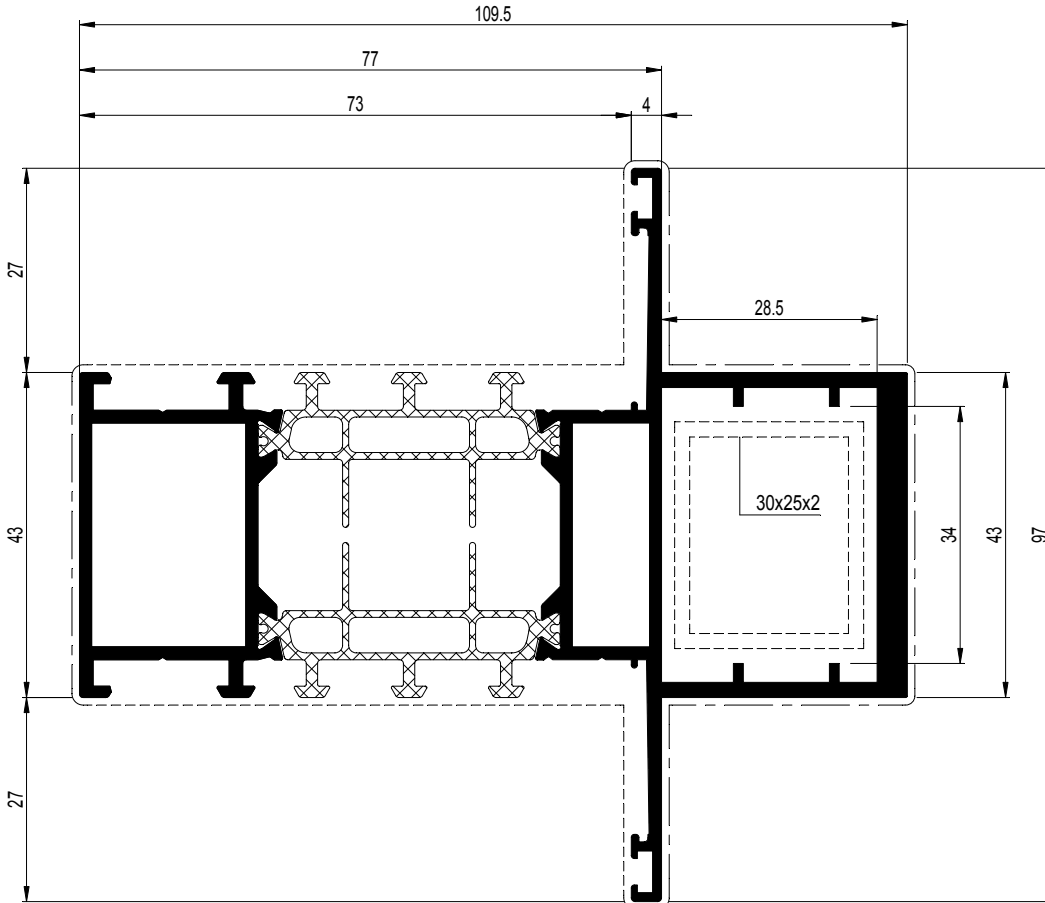
408.0856.XX  
508.0856.XX HI+



	<b>508.0856.XX</b>	
	168.7103.00	---
	168.8103.00	---
	168.7203.00	197.B600.00
	168.8203.00	of-ou-or-oder
	050.5091.-- (2x)	097.0205.00
	168.5010.-- (2x)	---
	052.5315.-- (4x)	---
	168.8713.00	197.B600.00
	160.8750.00 (2x)	of-ou-or-oder
	160.8750.-- (2x) or	097.0205.00
	160.8723.-- (2x)	---
	<b>408.0856.XX</b>	
	168.7103.00	---
	168.8103.00	---
	168.7203.00	197.B600.00
	168.8203.00	of-ou-or-oder
	050.5091.-- (2x)	097.0205.00
	168.5010.-- (2x)	---
	052.5315.-- (4x)	---
	168.8713.00	197.B600.00
	160.8750.00 (2x)	of-ou-or-oder
	160.8750.-- (2x) or	097.0205.00
	160.8723.-- (2x)	---

	A dm <sup>2</sup> /m	P dm <sup>2</sup> /m	Lm	Ix cm <sup>4</sup>	Wx cm <sup>3</sup>	ax mm	Iy cm <sup>4</sup>	Wy cm <sup>3</sup>	ay mm	
408.0100.XX	43.87	21.4	7.00	67.821	10.470	44.87	29.835	6.138	48.60	
508.0100.XX	43.87	21.4	7.00	67.821	10.470	44.87	29.835	6.138	48.60	

408.0100.XX  
 508.0100.XX HI+



EINDSTUK  
 PIECE FINALE  
 END PIECE  
 ENDSTUECK

169.0100.04

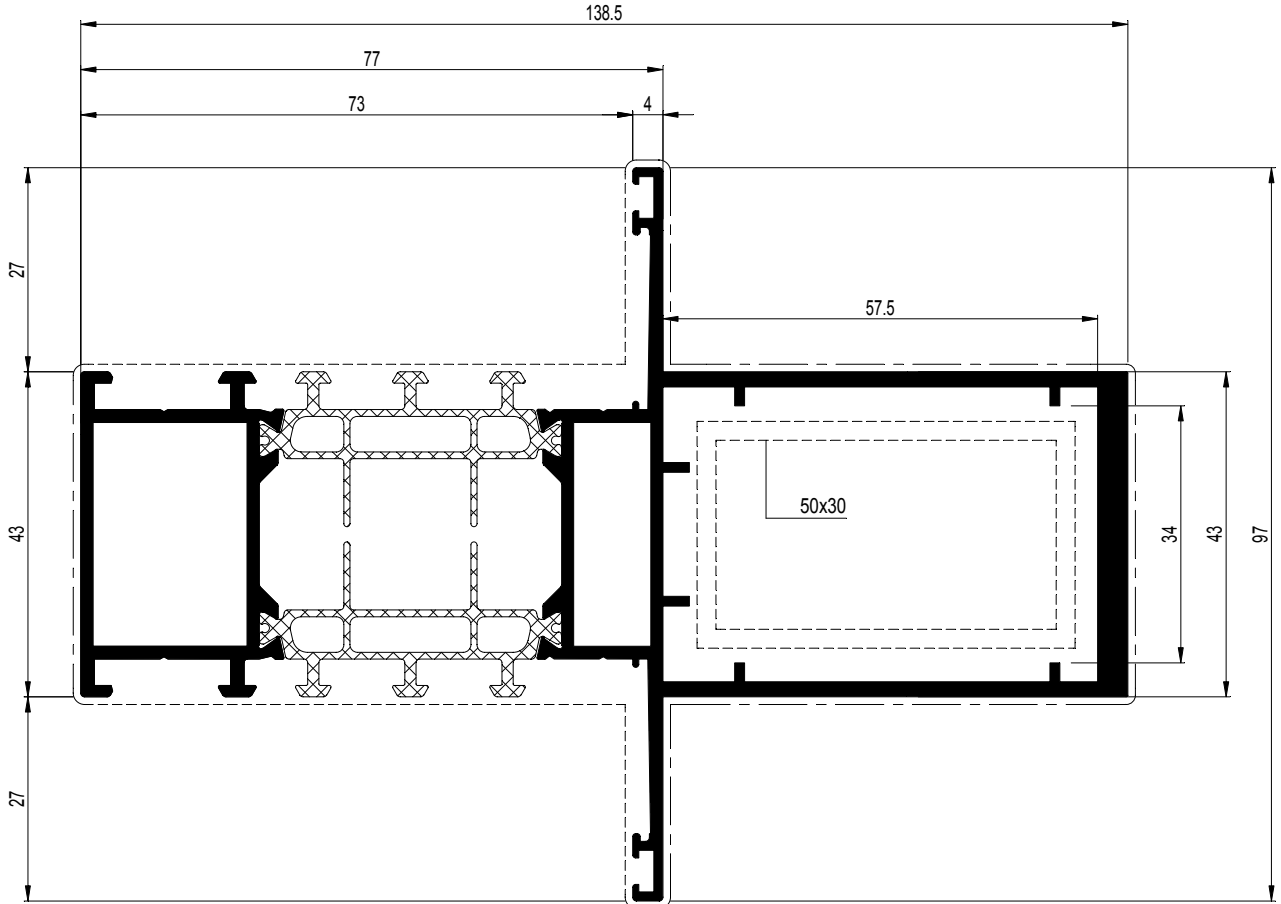
408.0100.XX + OA3.0252.XX : Ix = 69.721 cm<sup>4</sup>  
 408.0100.XX + St/fer 30x25x2 : Ix = 73.521 cm<sup>4</sup>

408.0100.XX		
	168.7103.00	095.H800.00 of-ou-or-oder
	168.8103.00	095.B500.00
	168.7203.00 168.8203.00 050.5091.-- (2x) 168.5010.-- (2x)	097.0205.00
	168.8713.00 160.8750.00 (2x)	097.0205.00
	160.8750.-- or 160.8723.--	---

508.0100.XX		
	168.7103.00	095.H800.00 of-ou-or-oder
	168.8103.00	095.B500.00
	168.7203.00 168.8203.00 050.5091.-- (2x) 168.5010.-- (2x)	097.0205.00
	168.8713.00 160.8750.00 (2x)	097.0205.00
	160.8750.-- or 160.8723.--	---

	A dm <sup>2</sup> /m	P dm <sup>2</sup> /m	L <sub>m</sub>	I <sub>x</sub> cm <sup>4</sup>	W <sub>x</sub> cm <sup>3</sup>	ax mm	I <sub>y</sub> cm <sup>4</sup>	W <sub>y</sub> cm <sup>3</sup>	ay mm	
408.0109.XX	49.67	27.2	7.00	116.612	15.160	61.73	34.785	7.157	48.60	Y X 0
508.0109.XX	49.67	27.2	7.00	116.612	15.160	61.73	34.785	7.157	48.60	

408.0109.XX  
 508.0109.XX



EINDSTUK  
 PIECE FINALE  
 END PIECE  
 ENDSTUECK

169.0109.04

- 408.0109.XX + 0A5.0301.XX : I<sub>x</sub> = 124.422 cm<sup>4</sup>
- 408.0109.XX + 0A5.0302.XX : I<sub>x</sub> = 126.773 cm<sup>4</sup>
- 408.0109.XX + 0A5.0320.XX : I<sub>x</sub> = 128.878 cm<sup>4</sup>
- 408.0109.XX + 0A5.0330.XX : I<sub>x</sub> = 130.825 cm<sup>4</sup>

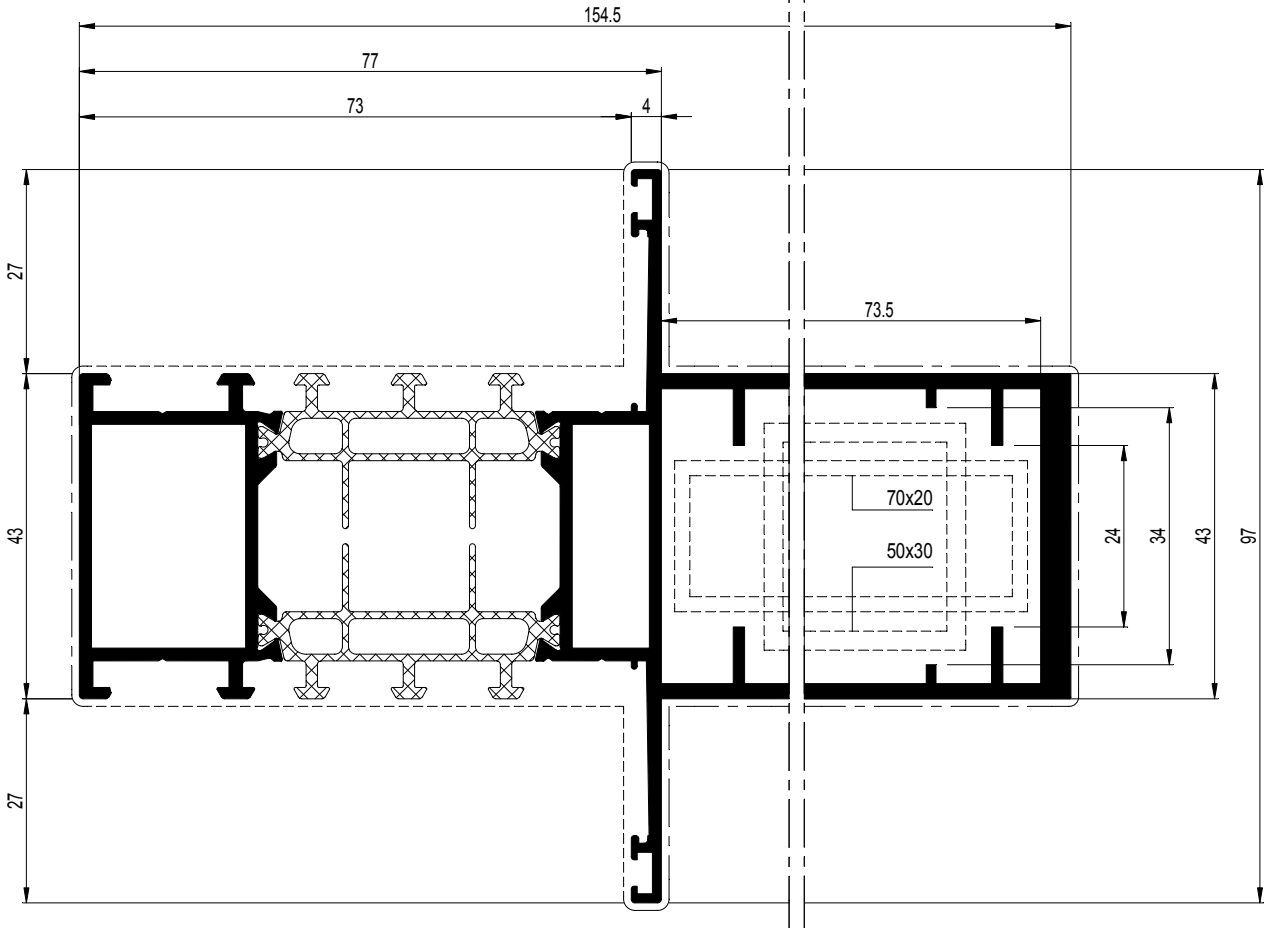
- 408.0109.XX + St/fer 50x30x2 : I<sub>x</sub> = 147.095 cm<sup>4</sup>
- 408.0109.XX + St/fer 50x30x3 : I<sub>x</sub> = 159.251 cm<sup>4</sup>
- 408.0109.XX + St/fer 50x30x4 : I<sub>x</sub> = 169.613 cm<sup>4</sup>

408.0109.XX		
	168.7103.00	095.H800.00 of-ou-or-oder
	168.8103.00	095.B500.00
	168.7203.00 168.8203.00 050.5091.-- (2x) 168.5010.-- (2x)	097.0205.00
	168.8713.00 160.8750.00 (2x)	097.0205.00
	160.8750.-- or 160.8723.--	---

508.0109.XX		
	168.7103.00	095.H800.00 of-ou-or-oder
	168.8103.00	095.B500.00
	168.7203.00 168.8203.00 050.5091.-- (2x) 168.5010.-- (2x)	097.0205.00
	168.8713.00 160.8750.00 (2x)	097.0205.00
	160.8750.-- or 160.8723.--	---

	$A$ dm <sup>2</sup> /m	$P$ dm <sup>2</sup> /m	$L_m$	$I_x$ cm <sup>4</sup>	$W_x$ cm <sup>3</sup>	ax mm	$I_y$ cm <sup>4</sup>	$W_y$ cm <sup>3</sup>	ay mm	
408.0110.XX	52.87	30.4	7.00	158.029	18.551	69.46	38.542	7.930	48.60	X Y X 0
508.0110.XX	52.88	30.4	7.00	158.029	18.551	69.46	38.542	7.930	48.60	

408.0110.XX  
 508.0110.XX HI+



EINSTUK  
 PIECE FINALE  
 END PIECE  
 ENDSTUECK

169.0110.04

- 408.0110.XX + 0A7.0200.XX :  $I_x = 170.799 \text{ cm}^4$
- 408.0110.XX + 0A7.0201.XX :  $I_x = 172.588 \text{ cm}^4$
- 408.0110.XX + 0A7.0202.XX :  $I_x = 176.863 \text{ cm}^4$
- 408.0110.XX + St/fer 70x20x2 :  $I_x = 214.531 \text{ cm}^4$
  
- 408.0110.XX + 0A5.0301.XX :  $I_x = 165.839 \text{ cm}^4$
- 408.0110.XX + 0A5.0320.XX :  $I_x = 168.190 \text{ cm}^4$
- 408.0110.XX + 0A5.0302.XX :  $I_x = 170.295 \text{ cm}^4$
- 408.0110.XX + 0A5.0330.XX :  $I_x = 172.242 \text{ cm}^4$
- 408.0110.XX + St/fer 50x30x2 :  $I_x = 188.512 \text{ cm}^4$
- 408.0110.XX + St/fer 50x30x3 :  $I_x = 200.668 \text{ cm}^4$
- 408.0110.XX + St/fer 50x30x4 :  $I_x = 211.030 \text{ cm}^4$

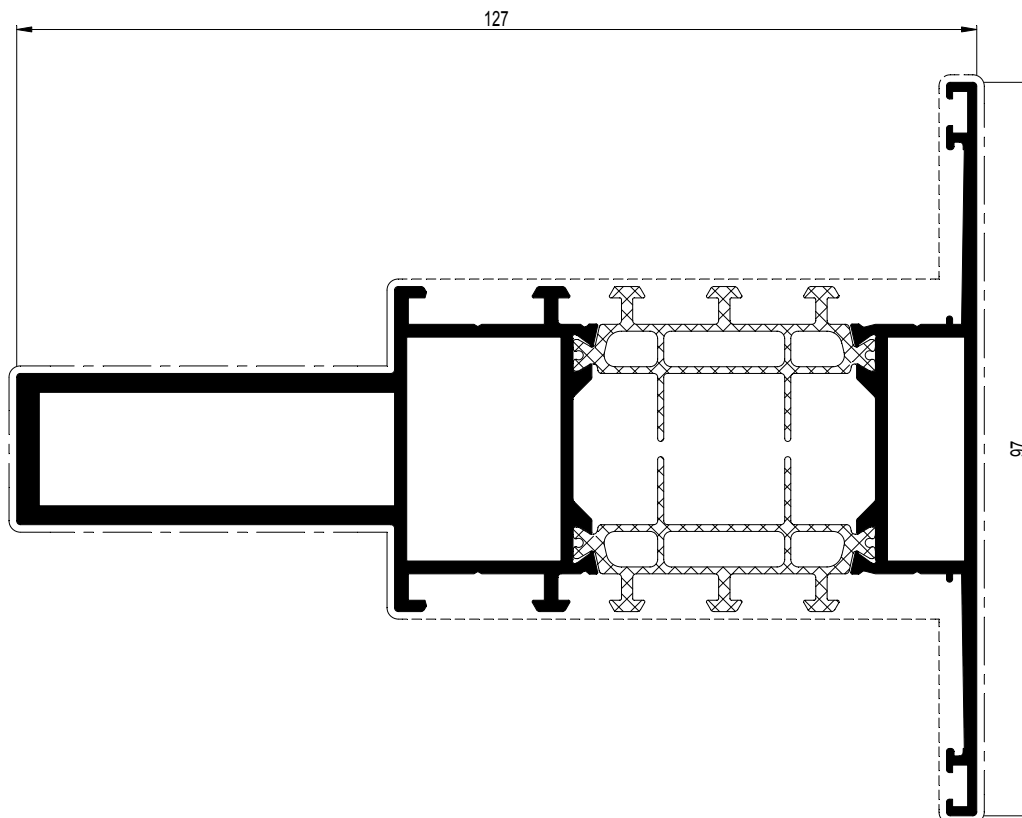
408.0110.XX	
	168.7103.00 095.H800.00 of-ou-or-oder
	168.8103.00 095.B500.00
	168.7203.00 168.8203.00 050.5091.-- (2x) 168.5010.-- (2x) 097.0205.00
	168.8713.00 160.8750.00 (2x) 097.0205.00
	160.8750.-- or 160.8723.--

508.0110.XX	
	168.7103.00 095.H800.00 of-ou-or-oder
	168.8103.00 095.B500.00
	168.7203.00 168.8203.00 050.5091.-- (2x) 168.5010.-- (2x) 097.0205.00
	168.8713.00 160.8750.00 (2x) 097.0205.00
	160.8750.-- or 160.8723.--



	$\frac{A}{dm^2/m}$	$\frac{P}{dm^2/m}$	$L_m$	$I_x \text{ cm}^4$	$W_x \text{ cm}^3$	ax mm	$I_y \text{ cm}^4$	$W_y \text{ cm}^3$	ay mm	
408.0111.XX	47.30	24.8	7.00	96.078	13.922	58.20	23.968	4.931	48.60	Y X 0
508.0111.XX	47.32	24.8	7.00	96.078	13.922	58.20	23.968	4.931	48.60	

408.0111.XX  
 508.0111.XX HI+

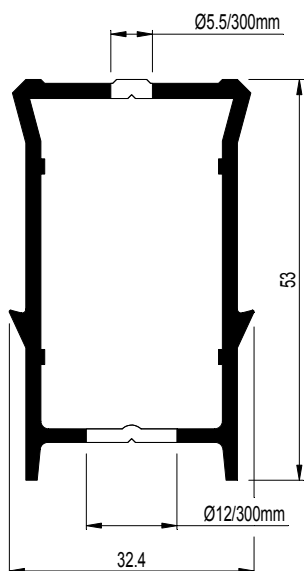


	<b>408.0111.XX</b>	
	168.7103.00 168.8103.00	095.H800.00 of-ou-or-oder 095.B500.00
	168.7203.00 168.8203.00 050.5091.-- (2x) 168.5010.-- (2x)	097.0205.00
	168.8713.00 160.8750.00 (2x)	097.0205.00
	160.8750.-- or 160.8723.--	---

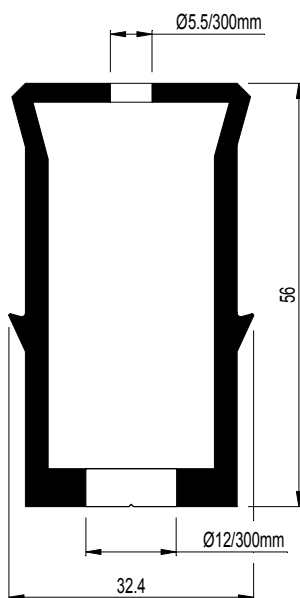
	<b>508.0111.XX</b>	
	168.7103.00 168.8103.00	095.H800.00 of-ou-or-oder 095.B500.00
	168.7203.00 168.8203.00 050.5091.-- (2x) 168.5010.-- (2x)	097.0205.00
	168.8713.00 160.8750.00 (2x)	097.0205.00
	160.8750.-- or 160.8723.--	---

	$A$ dm <sup>2</sup> /m	$P$ /dm <sup>2</sup> /m	$L_m$	$I_x$ cm <sup>4</sup>	$W_x$ cm <sup>3</sup>	ax mm	$I_y$ cm <sup>4</sup>	$W_y$ cm <sup>3</sup>	ay mm	
030.1097.00	-	-	7.00	10.260	3.656	28.06	4.477	2.763	16.20	
030.1098.00	-	-	7.00	19.656	6.418	25.35	6.287	3.880	16.20	
030.3099.XX	31.23	15.3	7.00	9.625	2.614	23.19	5.654	3.220	17.56	

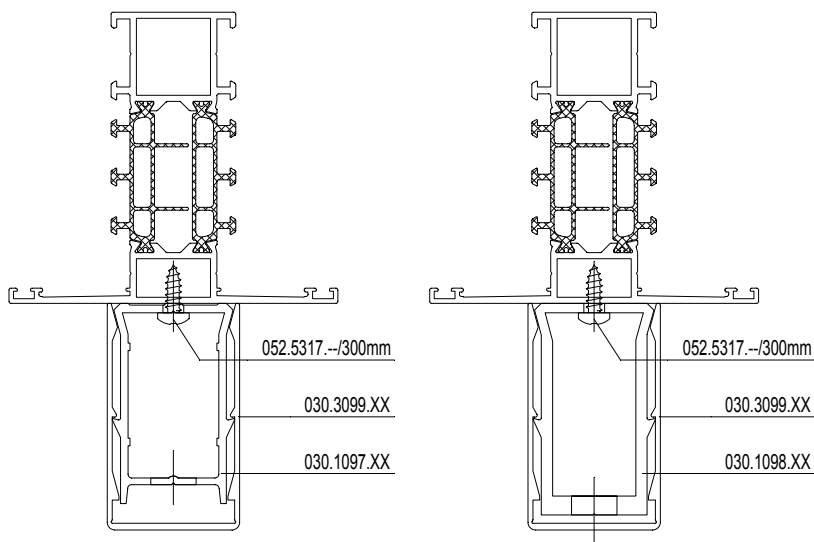
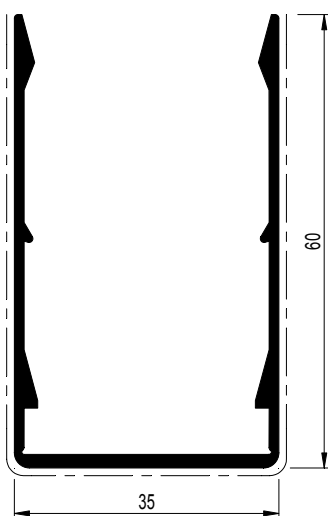
030.1097.00



030.1098.00



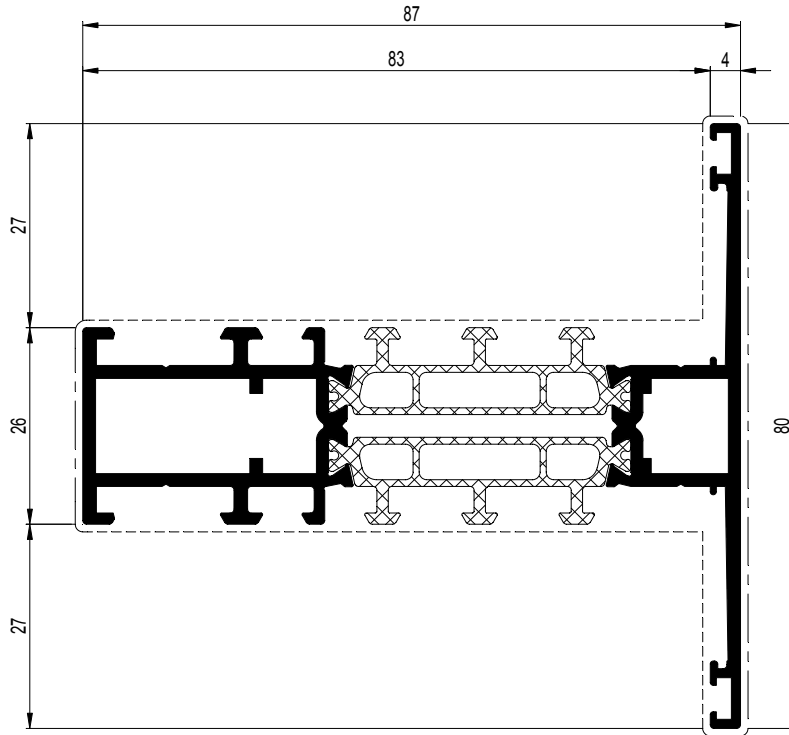
030.3099.XX



	$A$ dm <sup>2</sup> /m	$P$ dm <sup>2</sup> /m	$L_m$	$I_x$ cm <sup>4</sup>	$W_x$ cm <sup>3</sup>	ax mm	$I_y$ cm <sup>4</sup>	$W_y$ cm <sup>3</sup>	ay mm	
408.0813.XX	38.47	11.5	7.00	32.846	6.640	37.53	10.584	2.646	40.00	Y X 0
508.0813.XX	37.47	11.5	7.00	32.846	8.211	40.00	10.584	2.140	37.53	

408.0813.XX

508.0813.XX HI+



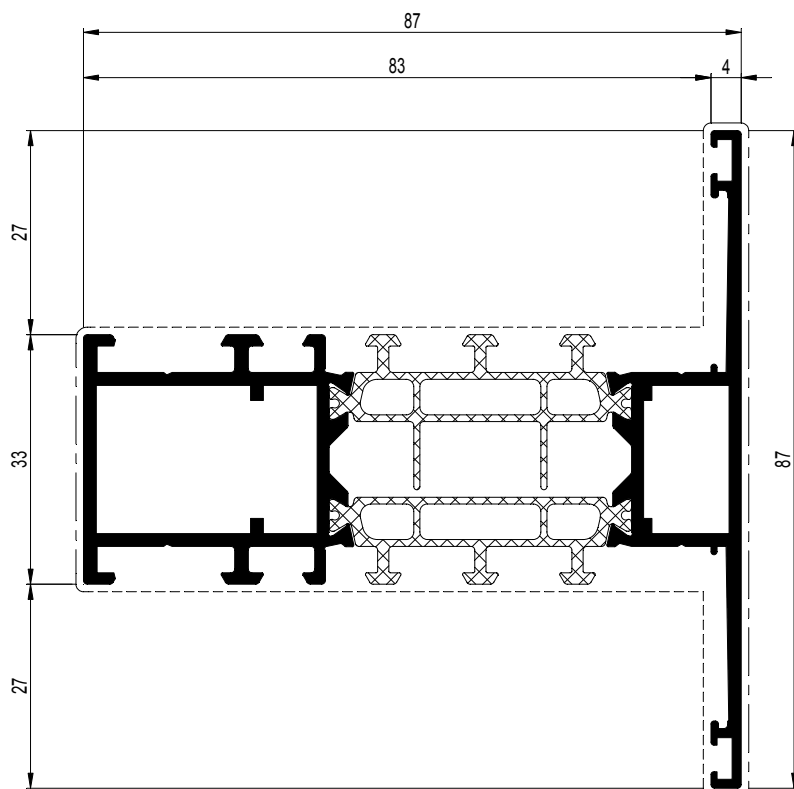
	<b>408.0813.XX</b>	
	168.7101.00	095.H800.00 of-ou-or-oder
	168.8101.00	095.B500.00
	168.7201.00 168.8201.00	---
	050.5091.-- (2x) 168.5010.-- (2x)	---
	168.8711.00	197.B600.00 of-ou-or-oder
	160.8750.00 (2x)	097.0205.00
	160.8750.-- or 160.8723.--	---

	<b>508.0813.XX</b>	
	168.7101.00	095.H800.00 of-ou-or-oder
	168.8101.00	095.B500.00
	168.7201.00 168.8201.00	---
	050.5091.-- (2x) 168.5010.-- (2x)	---
	168.8711.00	197.B600.00 of-ou-or-oder
	160.8750.00 (2x)	097.0205.00
	160.8750.-- or 160.8723.--	---

	$A$ dm <sup>2</sup> /m	$P$ dm <sup>2</sup> /m	$L_m$	$I_x$ cm <sup>4</sup>	$W_x$ cm <sup>3</sup>	ax mm	$I_y$ cm <sup>4</sup>	$W_y$ cm <sup>3</sup>	ay mm	
408.0820.XX	39.87	13.7	7.00	36.245	8.332	43.50	15.056	3.052	37.67	
508.0820.XX	39.87	13.7	7.00	36.245	8.332	43.50	15.056	3.052	37.67	

408.0820.XX

508.0820.XX HI+



408.0820.XX		
	168.7102.00 168.8102.00 or 168.7002.00 168.8002.00	095.H800.00 of-ou-or-oder 095.B500.00
	168.7002.00 168.8002.00 168.5000.00 (2x) 168.5010.-- (2x)	---
	168.8712.00 160.8750.00 (2x)	197.B600.00 of-ou-or-oder 097.0205.00
	160.8750.-- or 160.8723.--	---

508.0820.XX		
	168.7102.00 168.8102.00 or 168.7002.00 168.8002.00	095.H800.00 of-ou-or-oder 095.B500.00
	168.7002.00 168.8002.00 168.5000.00 (2x) 168.5010.-- (2x)	---
	168.8712.00 160.8750.00 (2x)	197.B600.00 of-ou-or-oder 097.0205.00
	160.8750.-- or 160.8723.--	---

# MASTERLINE 8

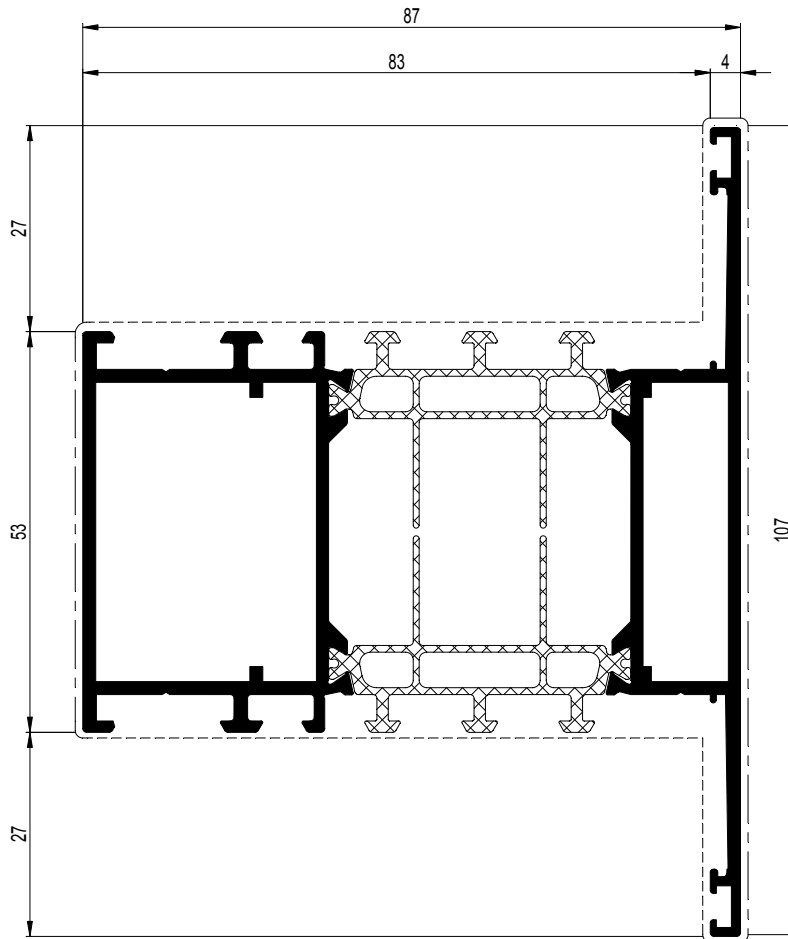
Functional

T-PROFIEL VLEUGEL  
 TRAVERSE OUVRANT  
 TRANSOM-MULLION VENT  
 FLUEGELSPROSSE




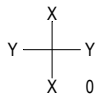
	$\frac{A}{dm^2/m}$	$\frac{P}{dm^2/m}$	$L_m$	$I_x \text{ cm}^4$	$W_x \text{ cm}^3$	ax mm	$I_y \text{ cm}^4$	$W_y \text{ cm}^3$	ay mm	
408.0814.XX	43.87	16.9	7.00	45.347	8.476	53.50	35.562	7.267	38.06	
508.0814.XX	43.87	16.9	7.00	45.347	8.476	53.50	35.562	7.267	38.06	

408.0814.XX  
 508.0814.XX HI+

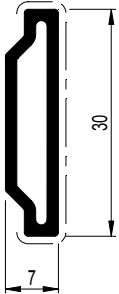


408.0814.XX		
	168.7104.00	095.H800.00 of-ou-or-oder
	168.8104.00	095.B500.00
	168.7204.00 168.8204.00 050.5091.-- (2x) 168.5010.-- (2x)	---
	168.8714.00	197.B600.00 of-ou-or-oder
	160.8750.00 (2x)	097.0205.00
	160.8750.-- or 160.8723.--	---

508.0814.XX		
	168.7104.00	095.H800.00 of-ou-or-oder
	168.8104.00	095.B500.00
	168.7204.00 168.8204.00 050.5091.-- (2x) 168.5010.-- (2x)	---
	168.8714.00	197.B600.00 of-ou-or-oder
	160.8750.00 (2x)	097.0205.00
	160.8750.-- or 160.8723.--	---

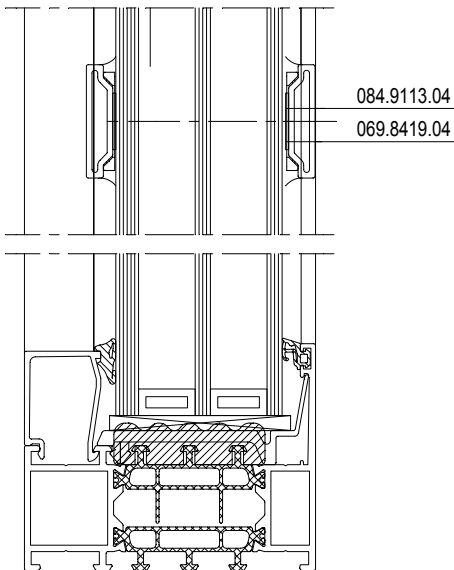
	$A$ dm <sup>2</sup> /m	$P$ dm <sup>2</sup> /m	$L_m$	$I_x$ cm <sup>4</sup>	$W_x$ cm <sup>3</sup>	ax mm	$I_y$ cm <sup>4</sup>	$W_y$ cm <sup>3</sup>	ay mm	
030.1050.XX	7.01	3.9	7.00	0.058	0.148	3.10	0.799	0.533	15.00	

## 030.1050.XX



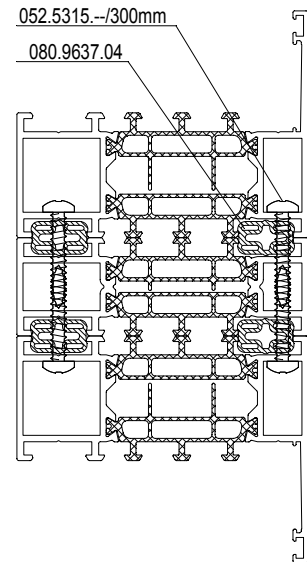
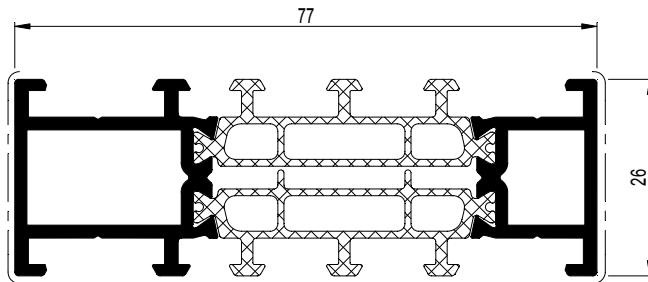
KLEMSTUK KLEINHOUTEN  
 CLIP PETIT BOIS  
 CLIP GEORGIAN BARS  
 BEFESTIGUNGSKLOTZ ZIERSPROSSE

**069.8419.04**

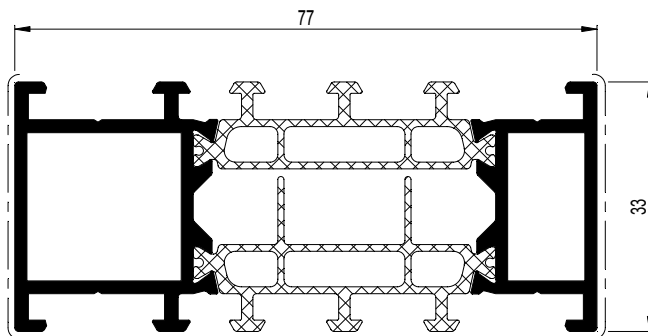


	$\frac{A}{dm^2/m}$	$\frac{P}{dm^2/m}$	$L_m$	$I_x \text{ cm}^4$	$W_x \text{ cm}^3$	ax mm	$I_y \text{ cm}^4$	$W_y \text{ cm}^3$	ay mm	
408.0890.XX	20.72	5.3	7.00	16.306	3.986	40.90	1.787	1.364	13.10	
408.0892.XX	22.10	6.7	7.00	19.102	4.769	40.05	3.720	2.255	16.50	
508.0890.XX	20.72	5.3	7.00	16.306	3.986	40.90	1.787	1.364	13.10	
508.0892.XX	22.10	6.7	7.00	19.102	4.769	40.05	3.720	2.255	16.50	

408.0890.XX  
 508.0890.XX HI+



408.0892.XX  
 508.0892.XX HI+



	<b>408.0890.XX</b>	
	168.7101.00 168.8101.00	095.H800.00 of-ou-or-oder 095.B500.00
	168.7201.00 168.8201.00 050.5091.-- (2x) 168.5010.-- (2x)	197.B600.00 of-ou-or-oder 097.0205.00
	168.8711.00 168.5000.00	197.B600.00 of-ou-or-oder 097.0205.00

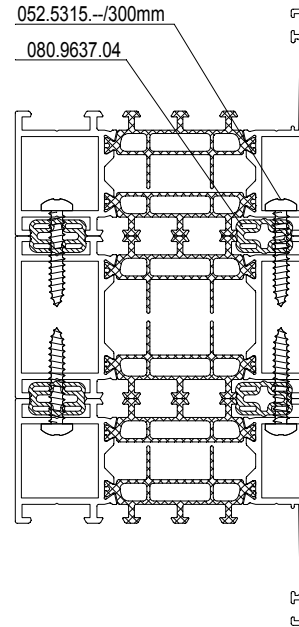
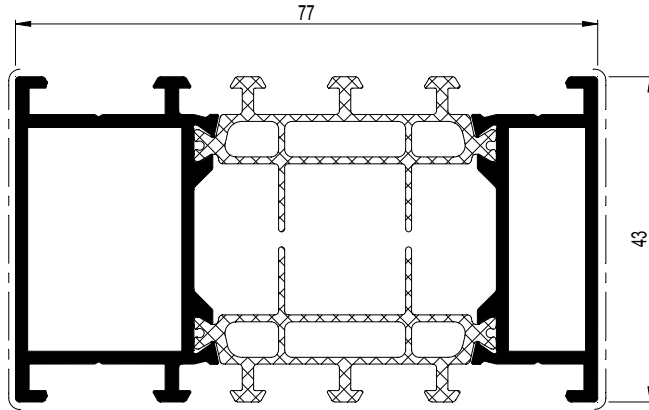
	<b>408.0892.XX</b>	
	168.7111.00 168.8111.00 or 168.7011.00 168.8011.00	095.H800.00 of-ou-or-oder 095.B500.00
	168.7002.00 168.8002.00 168.5000.00 (2x) 168.5010.-- (2x)	197.B600.00 of-ou-or-oder 097.0205.00
	168.8712.00 168.5000.00 (2x)	197.B600.00 of-ou-or-oder 097.0205.00

	<b>508.0890.XX</b>	
	168.7101.00 168.8101.00	095.H800.00 of-ou-or-oder 095.B500.00
	168.7201.00 168.8201.00 050.5091.-- (2x) 168.5010.-- (2x)	197.B600.00 of-ou-or-oder 097.0205.00
	168.8711.00 168.5000.00 (2x)	197.B600.00 of-ou-or-oder 097.0205.00

	<b>508.0892.XX</b>	
	168.7111.00 168.8111.00 or 168.7011.00 168.8011.00	095.H800.00 of-ou-or-oder 095.B500.00
	168.7002.00 168.8002.00 168.5000.00 (2x) 168.5010.-- (2x)	197.B600.00 of-ou-or-oder 097.0205.00
	168.8712.00 168.5000.00 (2x)	197.B600.00 of-ou-or-oder 097.0205.00

	$\frac{A}{dm^2/m}$	$\frac{P}{dm^2/m}$	$\leftarrow L_m \rightarrow$	$I_x \text{ cm}^4$	$W_x \text{ cm}^3$	ax mm	$I_y \text{ cm}^4$	$W_y \text{ cm}^3$	ay mm	
408.0894.XX	24.10	8.7	7.00	22.743	5.764	39.46	8.103	3.769	21.50	
508.0894.XX	24.10	8.7	7.00	22.743	5.749	39.46	8.103	3.751	21.50	

408.0894.XX  
 508.0894.XX HI+



	<b>408.0894.XX</b>	
	168.7103.00 168.8103.00	095.H800.00 of-ou-or-oder 095.B500.00
	168.7203.00 168.8203.00 050.5091.-- (2x) 168.5010.-- (2x)	197.B600.00 of-ou-or-oder 097.0205.00
	168.8713.00 168.5000.00 (2x)	197.B600.00 of-ou-or-oder 097.0205.00

	<b>508.0894.XX</b>	
	168.7103.00 168.8103.00	095.H800.00 of-ou-or-oder 095.B500.00
	168.7203.00 168.8203.00 050.5091.-- (2x) 168.5010.-- (2x)	197.B600.00 of-ou-or-oder 097.0205.00
	168.8713.00 168.5000.00 (2x)	197.B600.00 of-ou-or-oder 097.0205.00



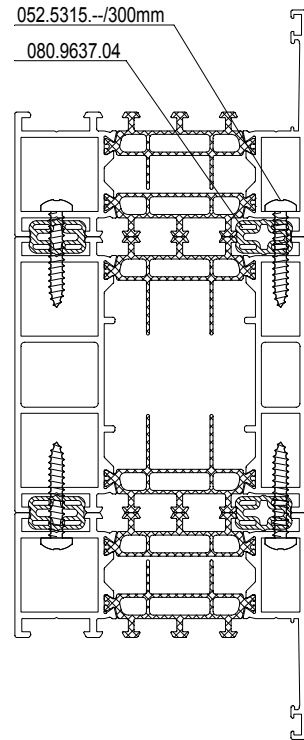
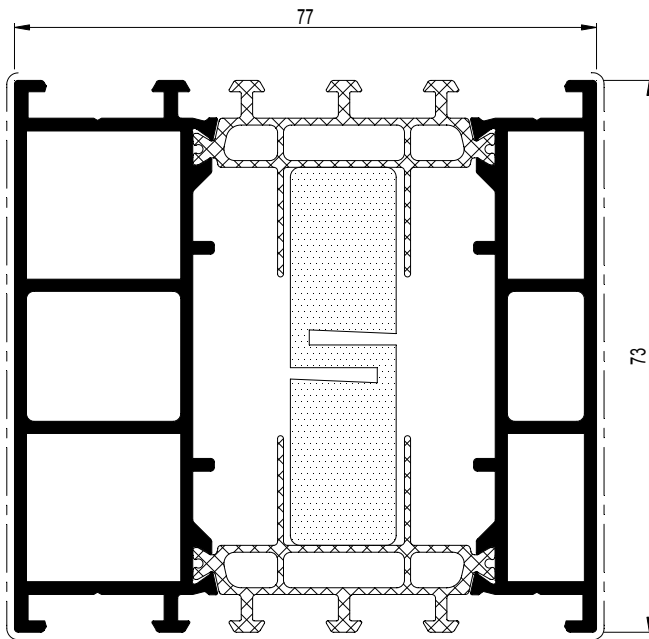
	$\frac{A}{dm^2/m}$	$\frac{P}{dm^2/m}$	$L_m$	$I_x \text{ cm}^4$	$W_x \text{ cm}^3$	ax mm	$I_y \text{ cm}^4$	$W_y \text{ cm}^3$	ay mm	
408.0896.XX	30.10	14.7	7.00	39.019	9.951	37.79	36.975	10.130	36.50	
4F8.0896.XX	30.10	14.7	7.00	39.019	9.951	37.79	36.975	10.130	36.50	
508.0896.XX	30.10	14.7	7.00	39.019	9.951	37.79	36.975	10.130	36.50	
5F8.0896.XX	30.10	14.7	7.00	39.019	9.951	37.79	36.975	10.130	36.50	

408.0896.XX

4F8.0896.XX FOAM INCLUDED

508.0896.XX HI+

5F8.0896.XX HI+ FOAM INCLUDED



<b>408.0896.XX</b>	
	168.7111.00 095.H800.00
	168.8111.00 or 168.7011.00 of-ou-or-oder 095.B500.00
	168.7002.00 197.B600.00
	168.8002.00 of-ou-or-oder 197.B600.00
	168.5000.00 (2x) 097.0205.00
	168.5010.-- (2x) 097.0205.00
	168.8712.00 (2x) 197.B600.00
	168.8712.00 (2x) of-ou-or-oder 197.B600.00
	168.5000.00 (2x) 097.0205.00
	168.5000.00 (2x) 097.0205.00
	187.0123.07 (7x) ---

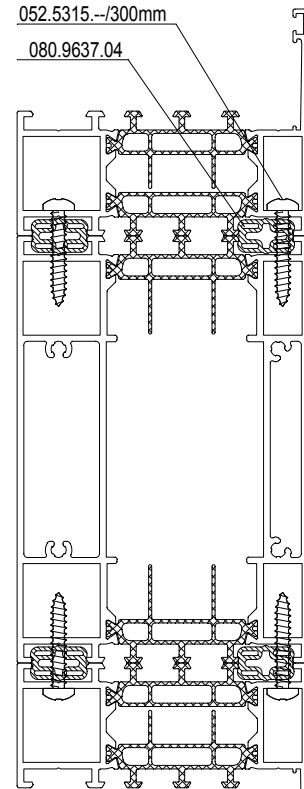
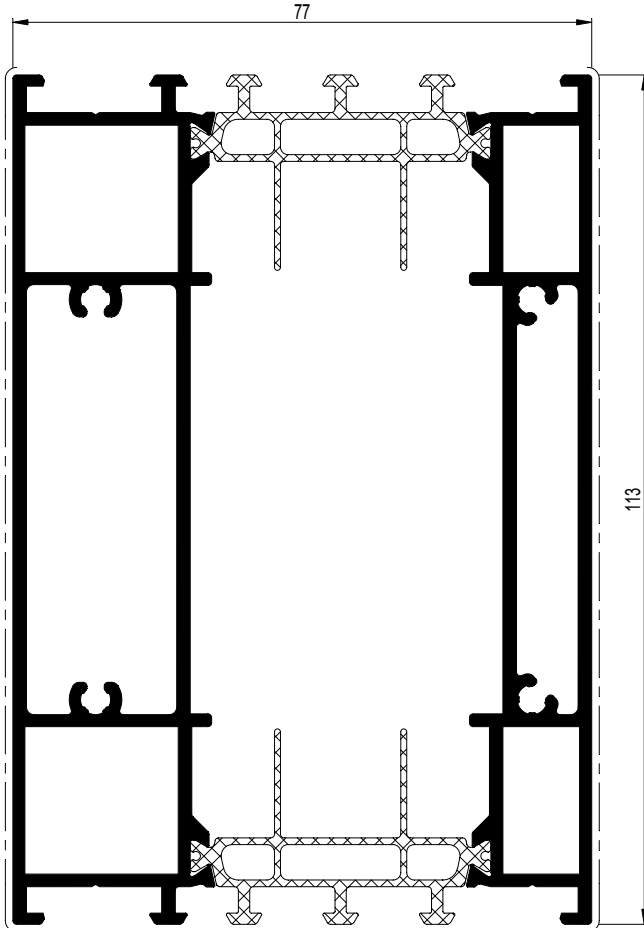
<b>4F8.0896.XX</b>	
	168.7111.00 095.H800.00
	168.8111.00 or 168.7011.00 of-ou-or-oder 095.B500.00
	168.8011.00 095.B500.00
	168.7002.00 197.B600.00
	168.8002.00 of-ou-or-oder 197.B600.00
	168.5000.00 (2x) 097.0205.00
	168.5010.-- (2x) 097.0205.00
	168.8712.00 (2x) 197.B600.00
	168.8712.00 (2x) of-ou-or-oder 197.B600.00
	168.5000.00 (2x) 097.0205.00
	168.5000.00 (2x) 097.0205.00
	187.0123.07 (7x) ---

<b>508.0896.XX</b>	
	168.7111.00 095.H800.00
	168.8111.00 or 168.7011.00 of-ou-or-oder 095.B500.00
	168.8011.00 095.B500.00
	168.7002.00 197.B600.00
	168.8002.00 of-ou-or-oder 197.B600.00
	168.5000.00 (2x) 097.0205.00
	168.5010.-- (2x) 097.0205.00
	168.8712.00 (2x) 197.B600.00
	168.8712.00 (2x) of-ou-or-oder 197.B600.00
	168.5000.00 (2x) 097.0205.00
	168.5000.00 (2x) 097.0205.00
	187.0123.07 (7x) ---

<b>5F8.0896.XX</b>	
	168.7111.00 095.H800.00
	168.8111.00 or 168.7011.00 of-ou-or-oder 095.B500.00
	168.8011.00 095.B500.00
	168.7002.00 197.B600.00
	168.8002.00 of-ou-or-oder 197.B600.00
	168.5000.00 (2x) 097.0205.00
	168.5010.-- (2x) 097.0205.00
	168.8712.00 (2x) 197.B600.00
	168.8712.00 (2x) of-ou-or-oder 197.B600.00
	168.5000.00 (2x) 097.0205.00
	168.5000.00 (2x) 097.0205.00
	187.0123.07 (7x) ---

	$A$ dm <sup>2</sup> /m	$P$ dm <sup>2</sup> /m	$L_m$	$I_x$ cm <sup>4</sup>	$W_x$ cm <sup>3</sup>	ax mm	$I_y$ cm <sup>4</sup>	$W_y$ cm <sup>3</sup>	ay mm	
408.0891.XX	38.10	22.7	7.00	59.396	15.303	38.39	134.503	23.761	56.61	
508.0891.XX	38.10	22.7	7.00	59.396	15.303	38.39	134.503	23.761	56.61	

408.0891.XX



408.0891.XX		
	168.7002.00 168.8002.00 168.5000.00 (2x) 168.5010.-- (2x)	---
	052.5315.-- (4x)	---
	168.8712.00 (2x) 197.B600.00 168.5000.00 (2x) 097.0250.00	of-ou-or-oder

508.0891.XX		
	168.7002.00 168.8002.00 168.5000.00 (2x) 168.5010.-- (2x)	---
	0522.5315.-- (4x)	---
	168.8712.00 (2x) 197.B600.00 168.5000.00 (2x) 097.0205.00	of-ou-or-oder

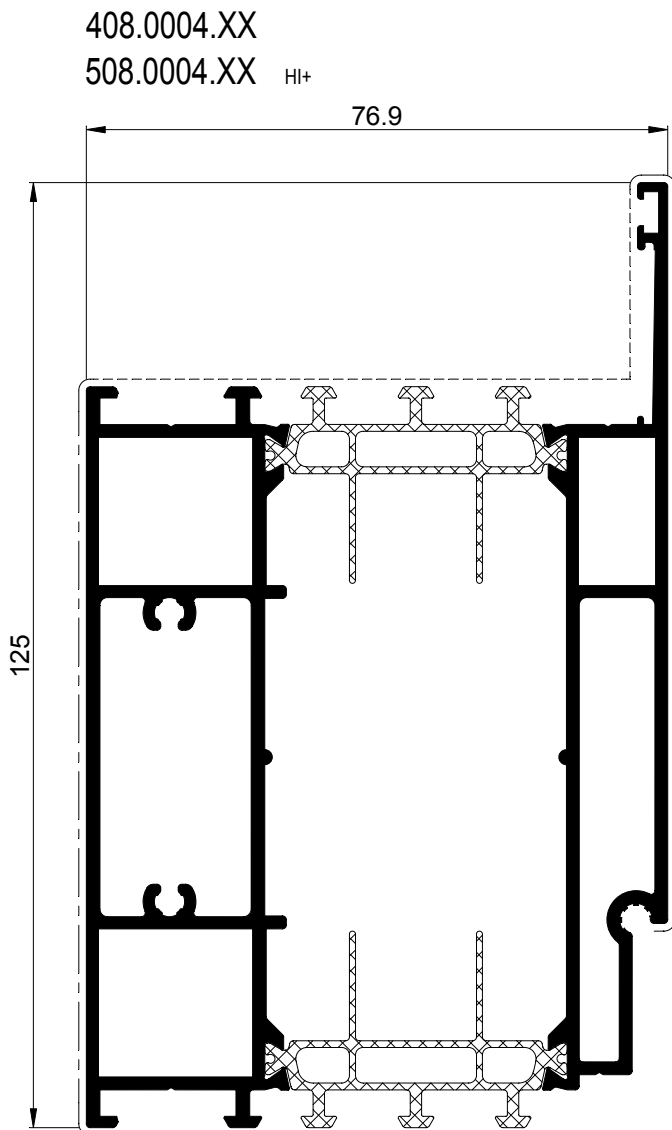
# MASTERLINE 8

Functional

VERBREDINGSPROFIEL  
 PROFILE D'ELARGISSEMENT  
 ENLARGING PROFILE  
 VERBREITERUNGSPROFIL



	$\frac{A}{dm^2/m}$	$\frac{P}{dm^2/m}$	$L_m$	$I_x \text{ cm}^4$	$W_x \text{ cm}^3$	ax mm	$I_y \text{ cm}^4$	$W_y \text{ cm}^3$	ay mm	
408.0004.XX	41.11	20.1	7.00	52.732	13.523	39.00	101.576	14.136	53.35	
508.0004.XX	41.11	22.2	7.00	52.732	13.523	39.00	101.578	14.136	53.35	

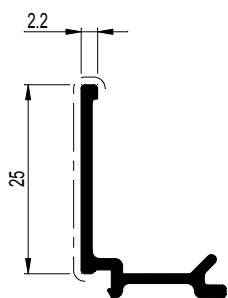


	<b>408.0004.XX</b>	
	052.5315.-- (2x)	---
	168.8712.00 (2x)	197.B600.00 of-ou-or-oder
	160.8750.00	097.0205.00
	160.8750.-- or 160.8723.--	---

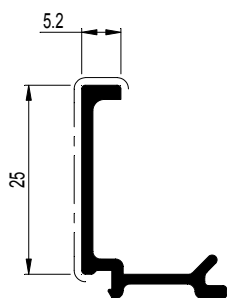
	<b>508.0004.XX</b>	
	052.5315.-- (2x)	---
	168.8712.00 (2x)	197.B600.00 of-ou-or-oder
	160.8750.00	097.0205.00
	160.8750.-- or 160.8723.--	---

	$\frac{A}{dm^2/m}$	$\frac{P}{dm^2/m}$	$L_m$	$I_x \text{ cm}^4$	$W_x \text{ cm}^3$	ax mm	$I_y \text{ cm}^4$	$W_y \text{ cm}^3$	ay mm	
030.3606.XX	12.37	3.4	7.00	0.277	0.198	13.99	0.919	0.612	14.14	
030.3607.XX	15.11	3.7	7.00	0.333	0.255	13.08	0.895	0.581	15.39	
030.3608.XX	15.10	4.0	7.00	0.431	0.354	12.15	0.914	0.560	16.34	
030.3609.XX	15.56	4.3	7.00	0.544	0.483	11.26	0.967	0.572	16.89	
030.3610.XX	16.19	4.6	7.00	0.691	0.646	10.70	1.022	0.590	17.32	
030.3611.XX	16.93	4.9	7.00	0.875	0.690	12.67	1.076	0.609	17.69	
030.3612.XX	18.97	5.2	7.00	0.995	0.670	14.85	1.148	0.620	18.53	
030.3644.XX	10.24	2.8	7.00	0.291	0.213	13.64	0.560	0.299	9.46	
030.3645.XX	10.80	3.1	7.00	0.293	0.213	13.79	0.737	0.423	10.79	

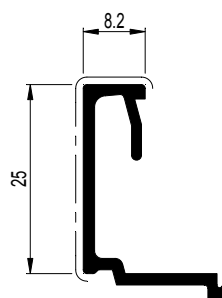
030.3644.XX



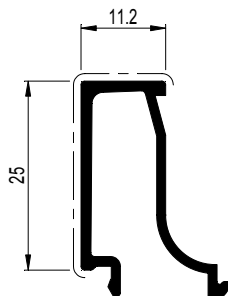
030.3645.XX



030.3606.XX



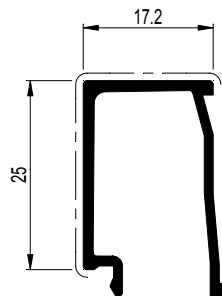
030.3607.XX



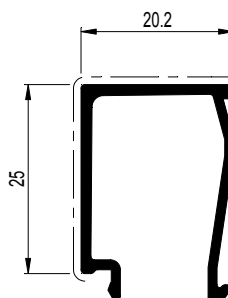
030.3608.XX



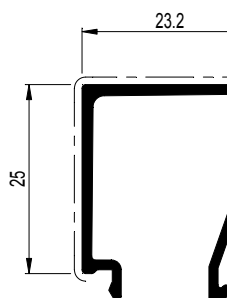
030.3609.XX



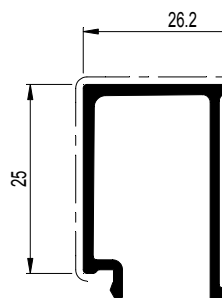
030.3610.XX



030.3611.XX

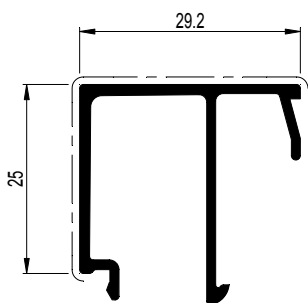


030.3612.XX

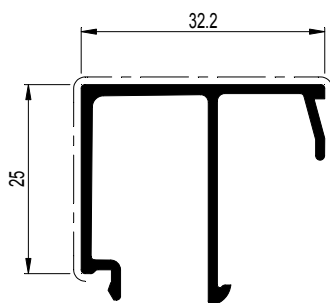


	$\frac{A}{dm^2/m}$	$\frac{P}{dm^2/m}$	$L_m$	$I_x \text{ cm}^4$	$W_x \text{ cm}^3$	ax mm	$I_y \text{ cm}^4$	$W_y \text{ cm}^3$	ay mm	
030.3613.XX	19.57	5.5	7.00	1.192	0.696	17.13	1.184	0.629	18.81	
030.3614.XX	20.17	5.8	7.00	1.431	0.739	19.37	1.217	0.638	19.07	
030.3615.XX	20.86	6.1	7.00	1.750	0.821	21.31	1.252	0.647	19.35	
030.3616.XX	21.65	6.4	7.00	2.197	0.962	22.85	1.313	0.666	19.70	
030.3617.XX	22.66	6.7	7.00	2.650	1.075	24.65	1.369	0.677	20.24	
030.3618.XX	23.46	7.0	7.00	3.139	1.184	26.50	1.404	0.686	20.46	
030.3619.XX	23.86	7.3	7.00	3.601	1.257	28.65	1.429	0.693	20.61	
030.3620.XX	25.51	8.2	7.00	5.329	1.501	35.50	1.502	0.716	20.99	

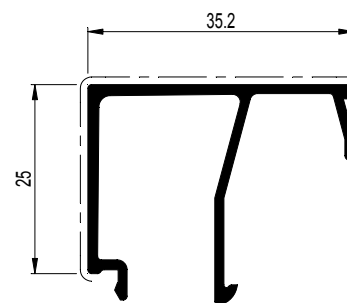
030.3613.XX



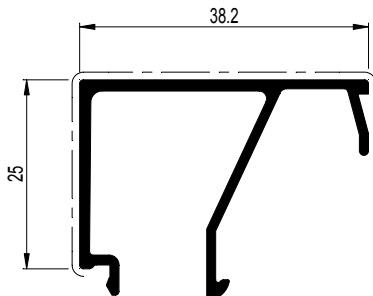
030.3614.XX



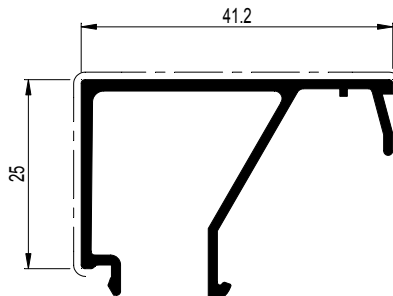
030.3615.XX



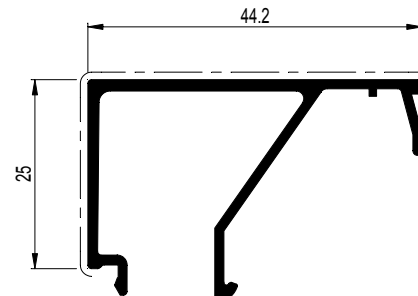
030.3616.XX



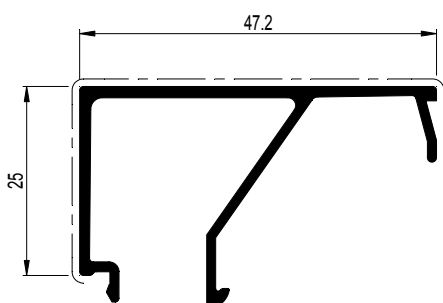
030.3617.XX



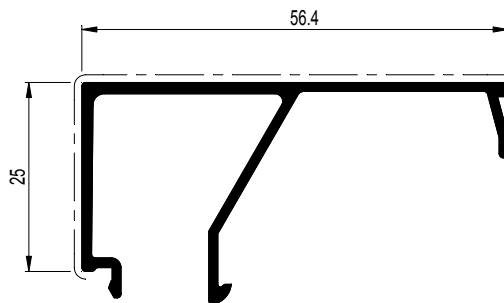
030.3618.XX



030.3619.XX

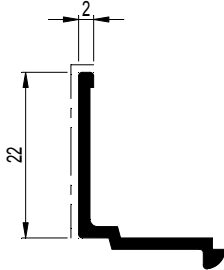


030.3620.XX

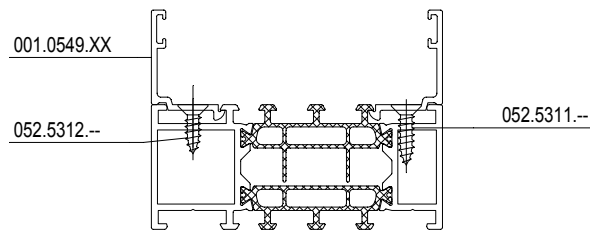
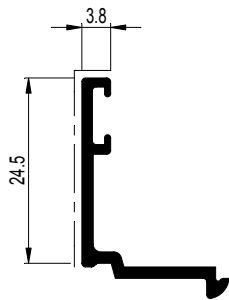


	$A$ dm <sup>2</sup> /m	$P$ dm <sup>2</sup> /m	$L_m$	$I_x$ cm <sup>4</sup>	$W_x$ cm <sup>3</sup>	ax mm	$I_y$ cm <sup>4</sup>	$W_y$ cm <sup>3</sup>	ay mm	
004.3328.XX	8.85	2.4	6.00	0.261	0.190	13.71	0.382	0.231	9.44	
030.3200.XX	10.77	2.9	7.00	0.273	0.191	14.32	0.632	0.362	11.70	

004.3328.XX

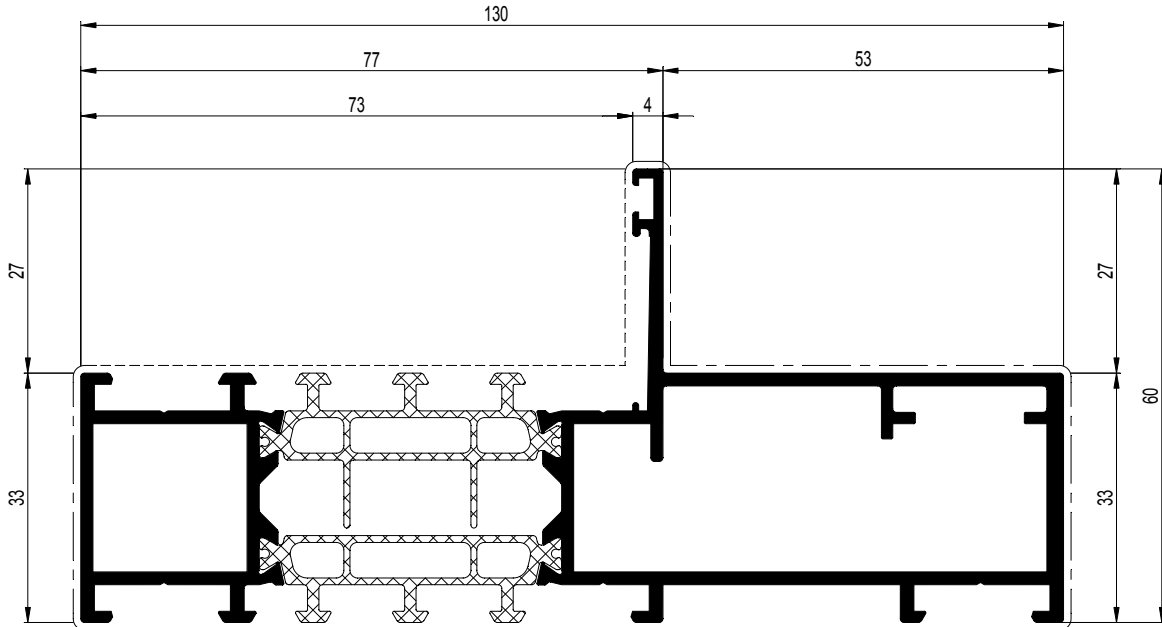


030.3200.XX



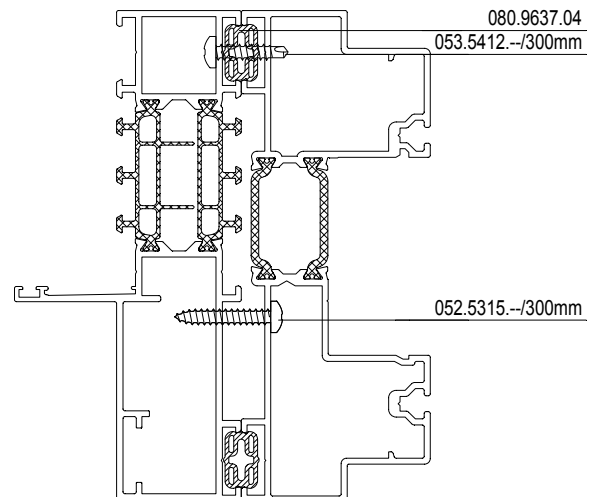
	$\frac{A}{dm^2/m}$	$\frac{P}{dm^2/m}$	$\leftarrow L_m \rightarrow$	$I_x \text{ cm}^4$	$W_x \text{ cm}^3$	ax mm	$I_y \text{ cm}^4$	$W_y \text{ cm}^3$	ay mm	
408.8130.XX	41.95	15.1	7.00	75.237	10.975	61.65	12.509	3.090	19.72	Y X 0
508.8130.XX	41.95	15.1	7.00	75.241	10.975	61.65	12.509	3.090	19.72	

408.8130.XX  
508.8130.XX HI+



408.8130.XX		
	168.7102.00	095.H800.00
	168.8102.00 or 168.7002.00 168.8002.00	of-ou-or-oder 095.B500.00
	168.7002.00 (2x) 168.8002.00 168.5000.00 (4x) 168.5010.-- (2x)	097.0205.00
	168.8712.00 (2x)	197.B600.00 of-ou-or-oder
	160.8750.00	097.0205.00
	160.8750.-- or 160.8723.--	---

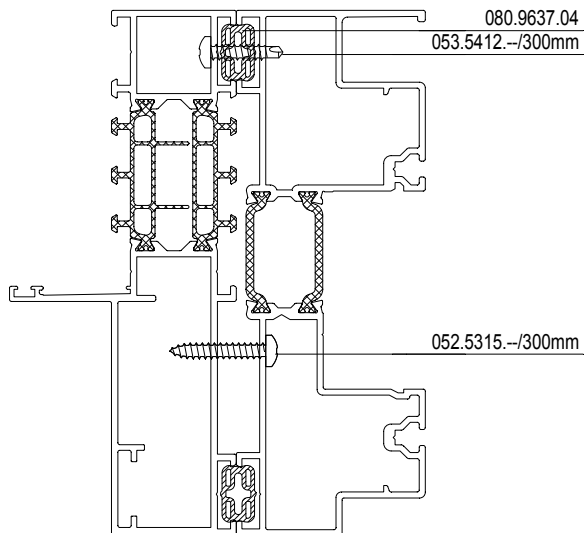
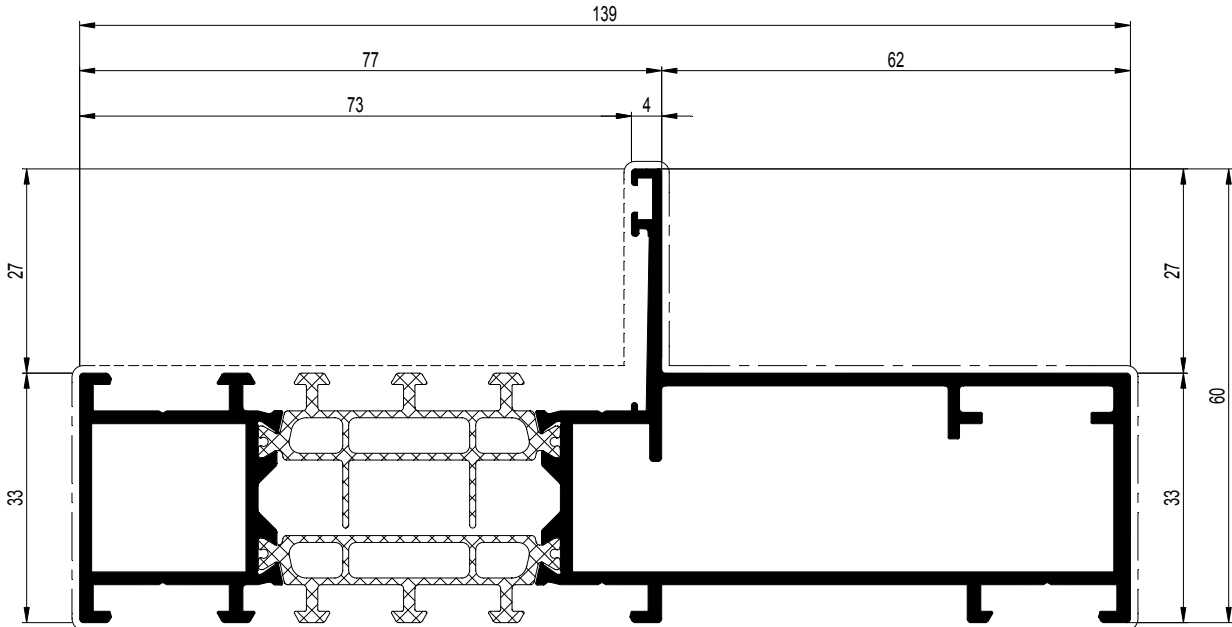
508.8130.XX		
	168.7102.00	095.H800.00
	168.8102.00 or 168.7002.00 168.8002.00	of-ou-or-oder 095.B500.00
	168.7002.00 (2x) 168.8002.00 168.5000.00 (4x) 168.5010.-- (2x)	097.0205.00
	168.8712.00 (2x)	197.B600.00 of-ou-or-oder
	160.8750.00	097.0205.00
	160.8750.-- or 160.8723.--	---



	$A$ dm <sup>2</sup> /m	$P$ dm <sup>2</sup> /m	$L_m$	$I_x$ cm <sup>4</sup>	$W_x$ cm <sup>3</sup>	$a_x$ mm	$I_y$ cm <sup>4</sup>	$W_y$ cm <sup>3</sup>	$a_y$ mm	
408.8139.XX	43.75	16.0	7.00	88.747	12.220	66.59	13.040	3.219	19.70	
508.8139.XX	43.75	16.0	7.00	88.747	12.220	66.58	13.040	3.219	19.70	

408.8139.XX

508.8139.XX HI+



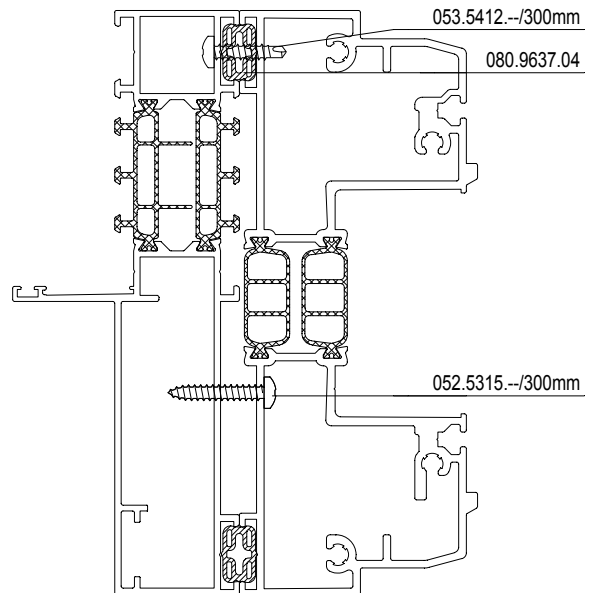
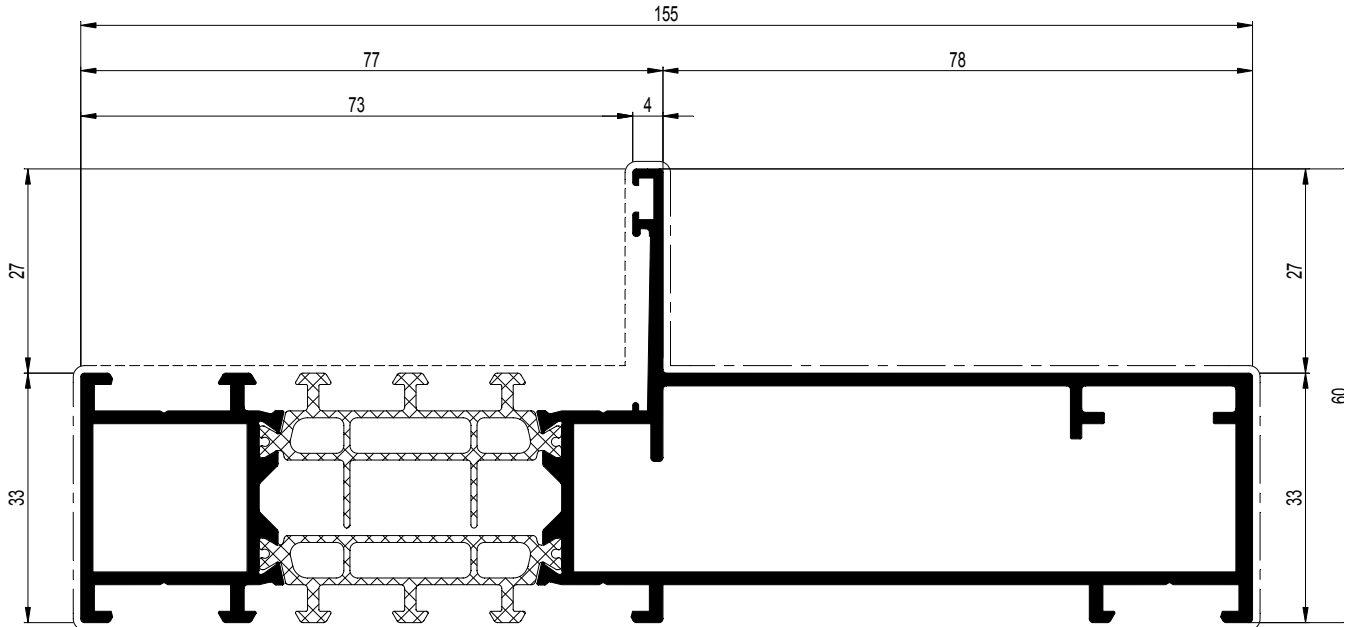
408.8139.XX	
	168.7102.00 095.H800.00 168.8102.00 or of-ou-or-oder 168.7002.00 095.B500.00 168.8002.00
	168.7002.00 (2x) 197.0205.00 168.8002.00 168.5000.00 (4x) 168.5010.-- (2x)
	168.8712.00 (2x) 197.B600.00 of-ou-or-oder 160.8750.00 097.0205.00
	160.8750.-- or 160.8723.--

508.8139.XX	
	168.7102.00 095.H800.00 168.8102.00 or of-ou-or-oder 168.7002.00 095.B500.00 168.8002.00
	168.7002.00 (2x) 197.0205.00 168.8002.00 168.5000.00 (4x) 168.5010.-- (2x)
	168.8712.00 (2x) 197.B600.00 of-ou-or-oder 160.8750.00 097.0205.00
	160.8750.-- or 160.8723.--



	$A$ dm <sup>2</sup> /m	$P$ dm <sup>2</sup> /m	$L_m$	$I_x$ cm <sup>4</sup>	$W_x$ cm <sup>3</sup>	ax mm	$I_y$ cm <sup>4</sup>	$W_y$ cm <sup>3</sup>	ay mm	
408.8155.XX	46.95	17.6	7.00	117.042	14.642	75.27	13.983	3.448	19.65	Y X 0
508.8155.XX	46.95	17.6	7.00	117.051	14.642	75.27	13.984	3.448	19.66	

408.8155.XX  
508.8155.XX HI+



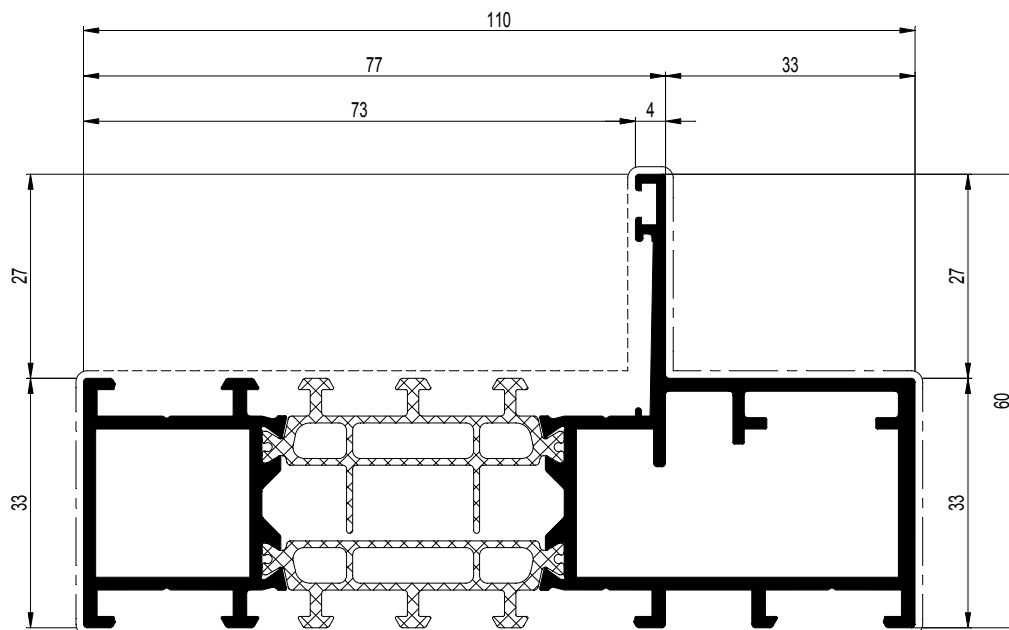
408.8155.XX		
	168.7102.00	095.H800.00
	168.8102.00 or 168.7002.00 168.8002.00	of-ou-or-oder 095.B500.00
	168.7002.00 (2x) 168.8002.00 168.5000.00 (4x) 168.5010.-- (2x)	097.0205.00
	168.8712.00 (2x)	197.B600.00 of-ou-or-oder
	160.8750.00	097.0205.00
	160.8750.-- or 160.8723.--	---

508.8155.XX		
	168.7102.00	095.H800.00
	168.8102.00 or 168.7002.00 168.8002.00	of-ou-or-oder 095.B500.00
	168.7002.00 (2x) 168.8002.00 168.5000.00 (4x) 168.5010.-- (2x)	097.0205.00
	168.8712.00 (2x)	197.B600.00 of-ou-or-oder
	160.8750.00	097.0205.00
	160.8750.-- or 160.8723.--	---

	$\frac{A}{dm^2/m}$	$\frac{P}{dm^2/m}$	$L_m$	$I_x \text{ cm}^4$	$W_x \text{ cm}^3$	ax mm	$I_y \text{ cm}^4$	$W_y \text{ cm}^3$	ay mm	
408.8110.XX	37.95	13.1	7.00	50.963	8.541	50.54	11.328	2.803	19.79	
508.8110.XX	37.95	13.1	7.00	50.963	8.541	50.54	11.328	2.803	19.79	

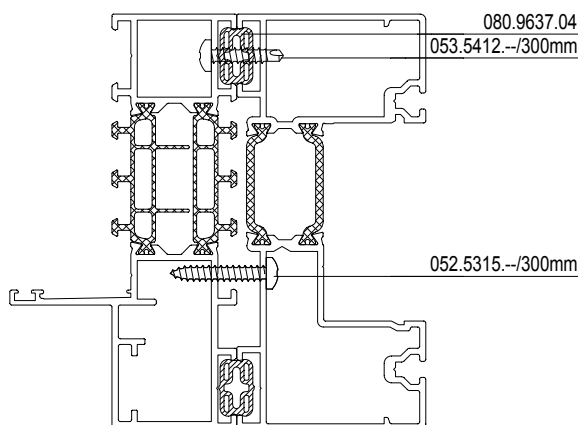
408.8110.XX

508.8110.XX HI+



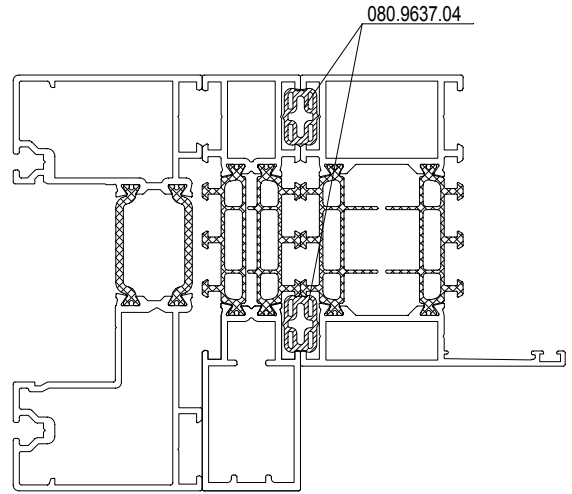
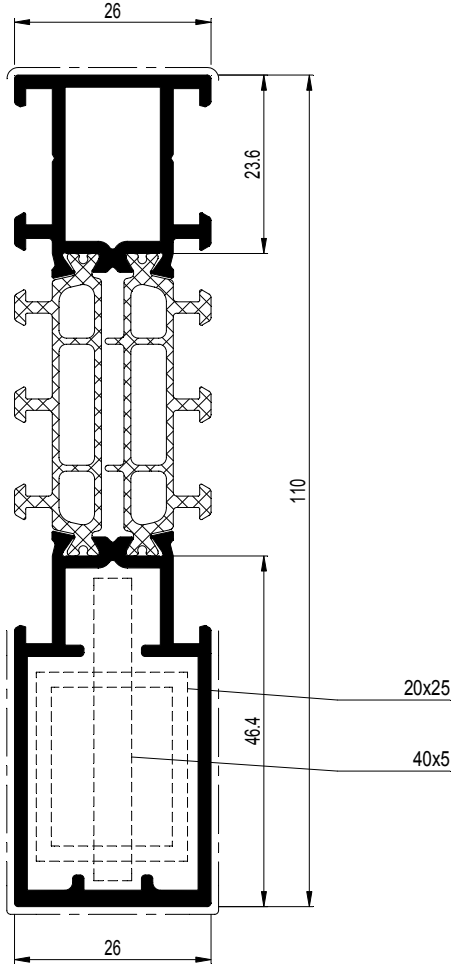
408.8110.XX		
	168.7102.00 168.8102.00 or 168.7002.00 168.8002.00	095.H800.00 of-ou-or-oder 095.B500.00
	168.7002.00 (2x) 168.8002.00 168.5000.00 (4x) 168.5010.-- (2x)	097.0205.00
	168.8712.00 (2x) 160.8750.00	197.B600.00 of-ou-or-oder 097.0205.00
	160.8750.-- or 160.8723.--	---

508.8110.XX		
	168.7102.00 168.8102.00 or 168.7002.00 168.8002.00	095.H800.00 of-ou-or-oder 095.B500.00
	168.7002.00 (2x) 168.8002.00 168.5000.00 (4x) 168.5010.-- (2x)	097.0205.00
	168.8712.00 (2x) 160.8750.00	197.B600.00 of-ou-or-oder 097.0205.00
	160.8750.-- or 160.8723.--	---



	$\frac{A}{dm^2/m}$	$\frac{P}{dm^2/m}$	$L_m$	$I_x \text{ cm}^4$	$W_x \text{ cm}^3$	ax mm	$I_y \text{ cm}^4$	$W_y \text{ cm}^3$	ay mm	
408.0170.XX	33.97	12.5	7.00	42.881	7.502	53.05	3.657	2.791	13.10	
508.0170.XX	27.27	12.5	7.00	42.881	7.502	53.05	3.657	2.791	13.10	

408.0170.XX  
 508.0170.XX HI+



408.0170.XX + 0A2.0252.XX :  $I_x = 44.249 \text{ cm}^4$

408.0170.XX + 0M0.4005.XX :  $I_x = 45.547 \text{ cm}^4$   
 408.0170.XX + St/fer 40x5 :  $I_x = 50.88 \text{ cm}^4$

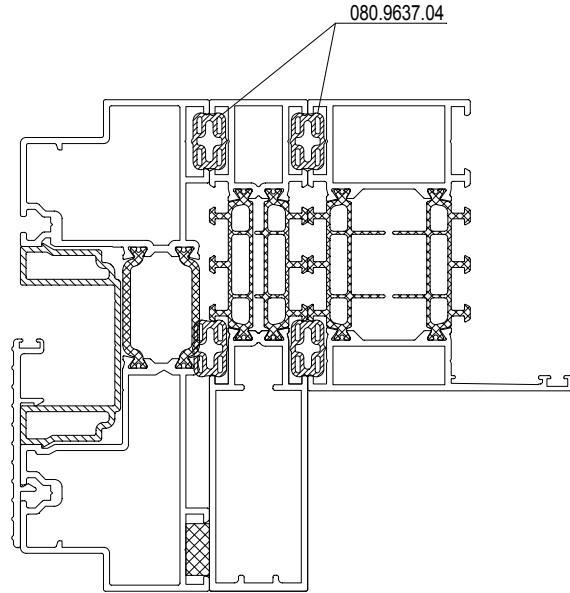
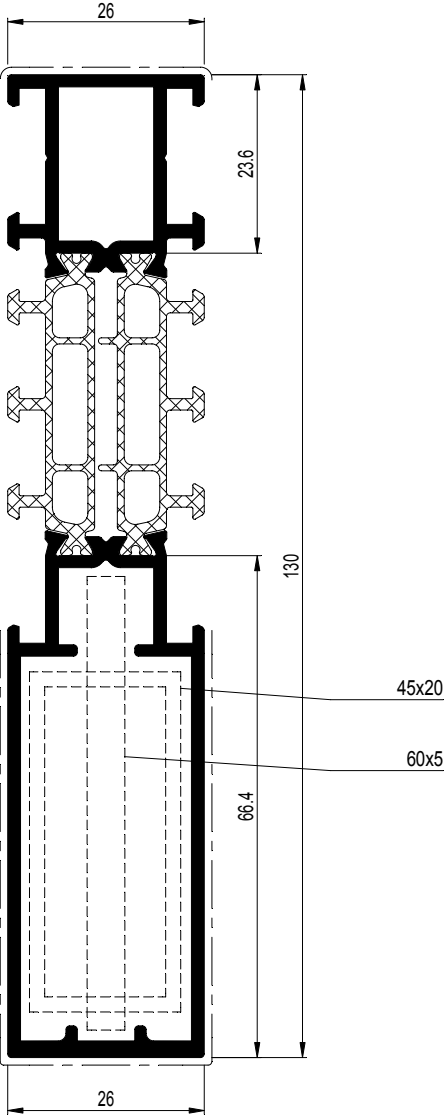
408.0173.XX + 0A7.0200.XX :  $I_x = 112.963 \text{ cm}^4$

	408.0170.XX	
	168.7101.00	---
	168.8101.00	---
	168.7201.00 168.8201.00 050.5091.-- (2x) 168.5010.-- (2x)	---
	168.8711.00	---

	508.0170.XX	
	168.7101.00	---
	168.8101.00	---
	168.7201.00 168.8201.00 050.5091.-- (2x) 168.5010.-- (2x)	---
	168.8711.00	---

	$A$ dm <sup>2</sup> /m	$P$ dm <sup>2</sup> /m	$L_m$	$I_x$ cm <sup>4</sup>	$W_x$ cm <sup>3</sup>	ax mm	$I_y$ cm <sup>4</sup>	$W_y$ cm <sup>3</sup>	ay mm	
408.0171.XX	37.97	16.5	7.00	64.228	9.576	63.14	4.663	3.559	13.10	
508.0171.XX	31.27	16.5	7.00	64.228	9.576	63.14	4.663	3.559	13.10	

408.0171.XX  
 508.0171.XX HI+



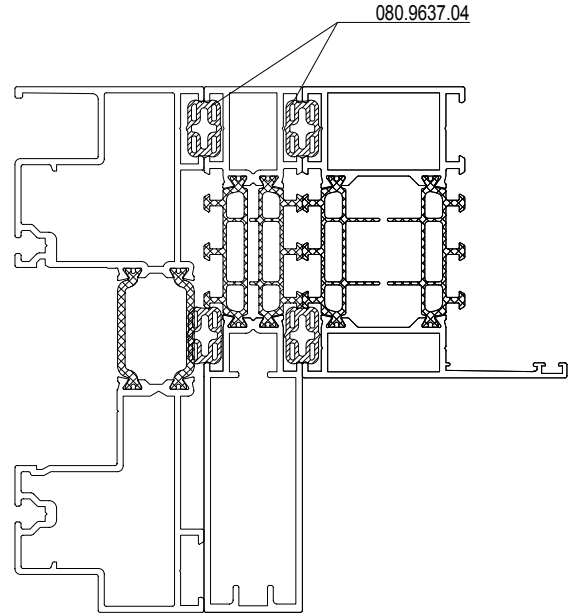
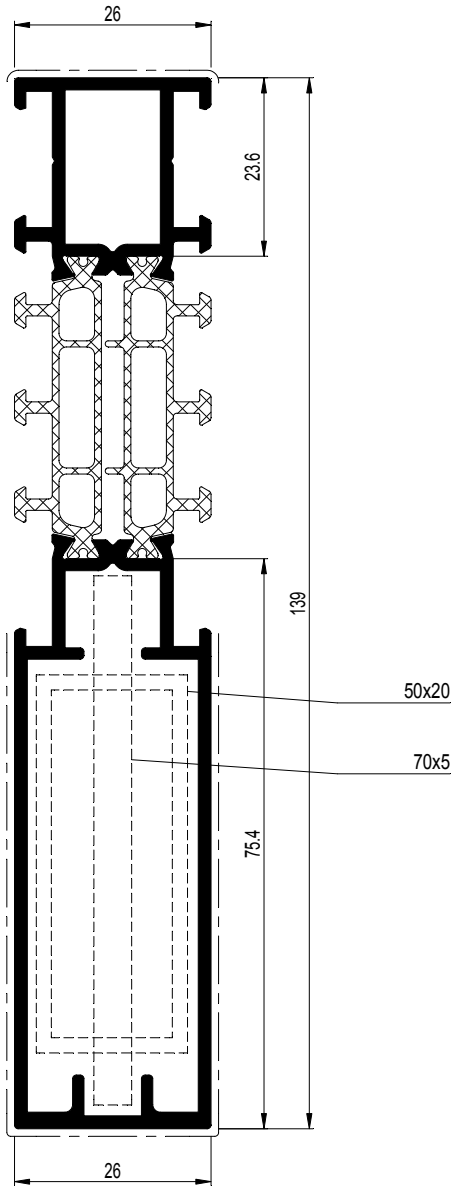
- 408.0171.XX + 0A4.5202.XX :  $I_x = 70.226 \text{ cm}^4$
- 408.0170.XX + 0A2.0252.XX :  $I_x = 44.249 \text{ cm}^4$
- 408.0171.XX + 0M0.6005.XX :  $I_x = 73.228 \text{ cm}^4$
- 408.0171.XX + St/fer 60x5 :  $I_x = 91.228 \text{ cm}^4$

	408.0171.XX	
	168.7101.00	---
	168.8101.00	---
	168.7201.00 168.8201.00 050.5091.-- (2x) 168.5010.-- (2x)	---
	168.8711.00	---

	508.0171.XX	
	168.7101.00	---
	168.8101.00	---
	168.7201.00 168.8201.00 050.5091.-- (2x) 168.5010.-- (2x)	---
	168.8711.00	---

	$A$ dm <sup>2</sup> /m	$P$ dm <sup>2</sup> /m	$L_m$	$I_x$ cm <sup>4</sup>	$W_x$ cm <sup>3</sup>	ax mm	$I_y$ cm <sup>4</sup>	$W_y$ cm <sup>3</sup>	ay mm	
408.0172.XX	39.77	18.3	7.00	76.932	10.679	67.17	5.132	3.916	13.10	
508.0172.XX	33.07	18.3	7.00	76.932	10.679	67.17	5.132	3.916	13.10	

408.0172.XX  
 508.0172.XX HI+



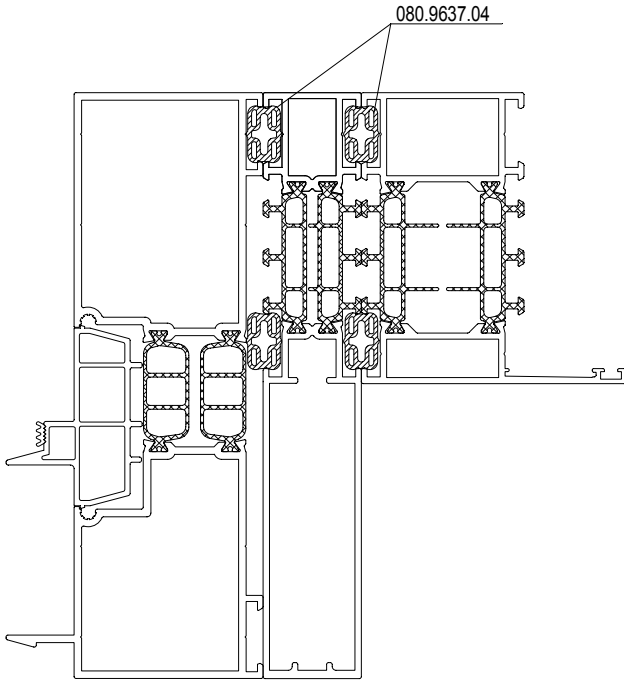
408.0172.XX + 0A5.0202.XX :  $I_x = 84.787$  cm<sup>4</sup>

408.0172.XX + 0M0.7005.XX :  $I_x = 91.224$  cm<sup>4</sup>  
 408.0172.XX + St/fer 70x5 :  $I_x = 119.808$  cm<sup>4</sup>

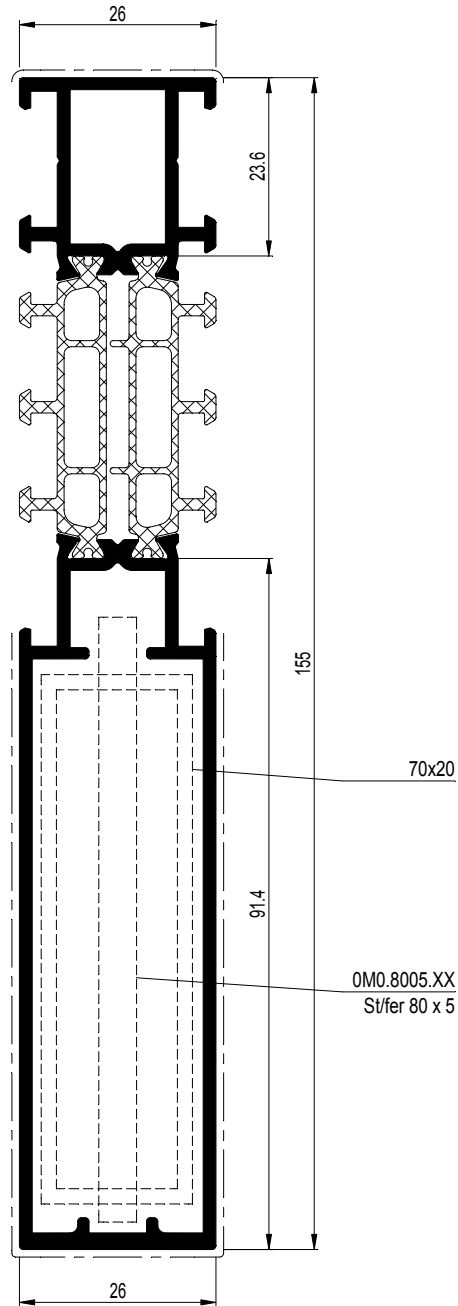
	408.0172.XX	
	168.7101.00	---
	168.8101.00	---
	168.7201.00 168.8201.00 050.5091.-- (2x) 168.5010.-- (2x)	---
	168.8711.00	---

	508.0172.XX	
	168.7101.00	---
	168.8101.00	---
	168.7201.00 168.8201.00 050.5091.-- (2x) 168.5010.-- (2x)	---
	168.8711.00	---

	$A$ dm <sup>2</sup> /m	$P$ dm <sup>2</sup> /m	$L_m$	$I_x$ cm <sup>4</sup>	$W_x$ cm <sup>3</sup>	$a_x$ mm	$I_y$ cm <sup>4</sup>	$W_y$ cm <sup>3</sup>	$a_y$ mm	
408.0173.XX	42.97	21.5	7.00	100.193	12.604	75.72	5.920	4.518	13.10	
508.0173.XX	36.27	21.5	7.00	100.193	12.604	75.72	5.920	4.518	13.10	



408.0173.XX  
 508.0173.XX HI+



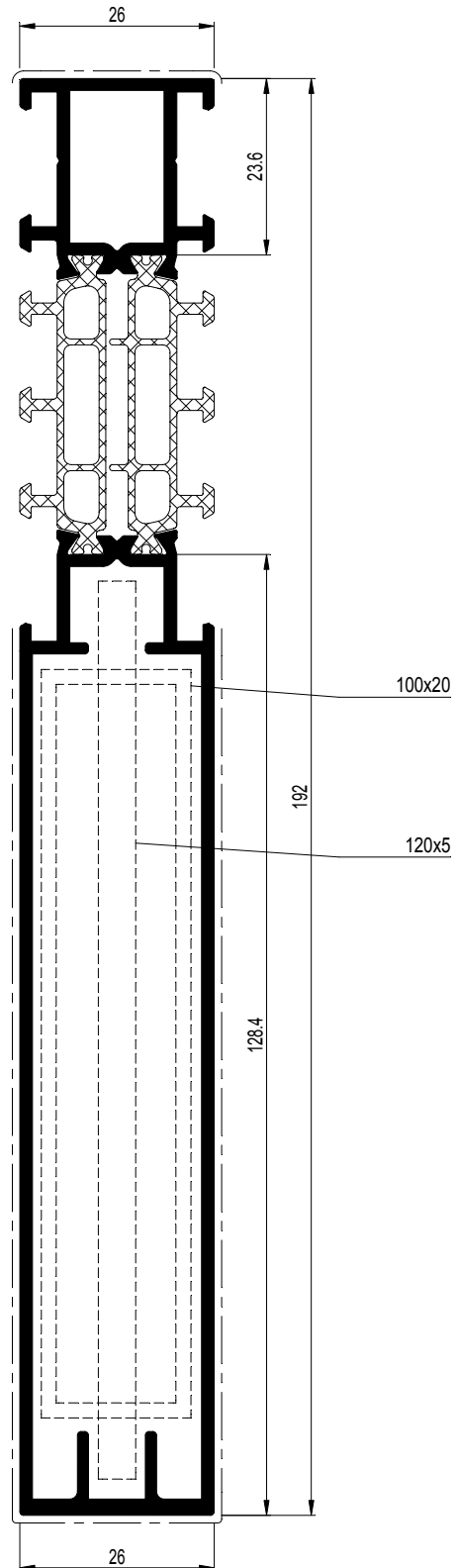
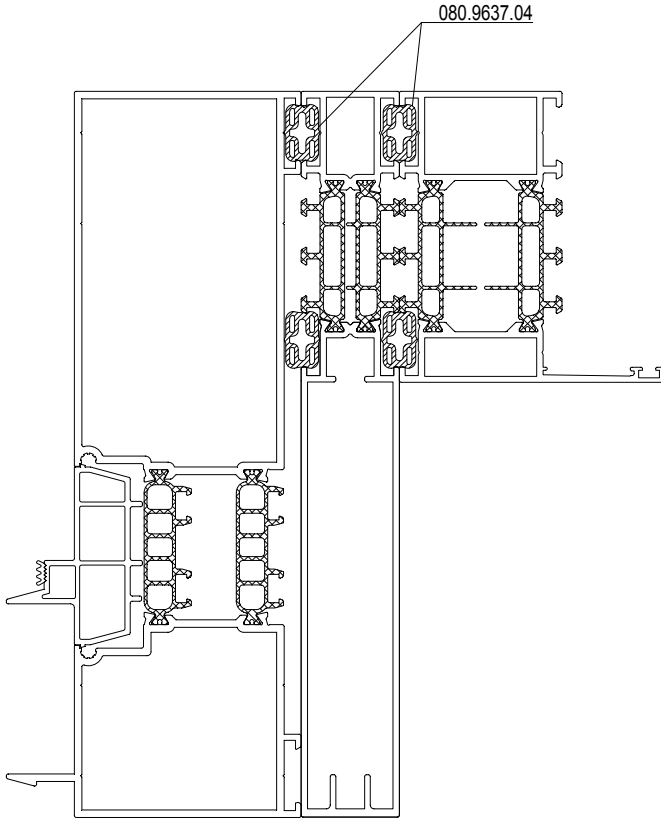
- 408.0173.XX + OA7.0200.XX :  $I_x = 112.963 \text{ cm}^4$
- 408.0173.XX + OA7.0201.XX :  $I_x = 114.752 \text{ cm}^4$
- 408.0173.XX + OA7.0202.XX :  $I_x = 119.027 \text{ cm}^4$
- 408.0173.XX + St/fer 70x20x2 :  $I_x = 156.965 \text{ cm}^4$
- 408.0173.XX + OM0.8005.XX :  $I_x = 121.526 \text{ cm}^4$
- 408.0173.XX + St/fer 80x5 :  $I_x = 164.192 \text{ cm}^4$

	<b>408.0173.XX</b>	
	168.7101.00	---
	168.8101.00	---
	168.7201.00 168.8201.00	---
	050.5091.-- (2x) 168.5010.-- (2x)	---
	168.8711.00	---

	<b>508.0173.XX</b>	
	168.7101.00	---
	168.8101.00	---
	168.7201.00 168.8201.00	---
	050.5091.-- (2x) 168.5010.-- (2x)	---
	168.8711.00	---

	$\frac{A}{dm^2/m}$	$\frac{P}{dm^2/m}$	$L_m$	$I_x \text{ cm}^4$	$W_x \text{ cm}^3$	$ax \text{ mm}$	$I_y \text{ cm}^4$	$W_y \text{ cm}^3$	$ay \text{ mm}$	
408.0174.XX	50.37	28.9	7.00	184.736	18.428	91.96	7.824	5.971	13.10	
508.0174.XX	43.67	28.9	7.00	184.736	18.428	91.96	7.824	5.971	13.10	

408.0174.XX  
 508.0174.XX HI+

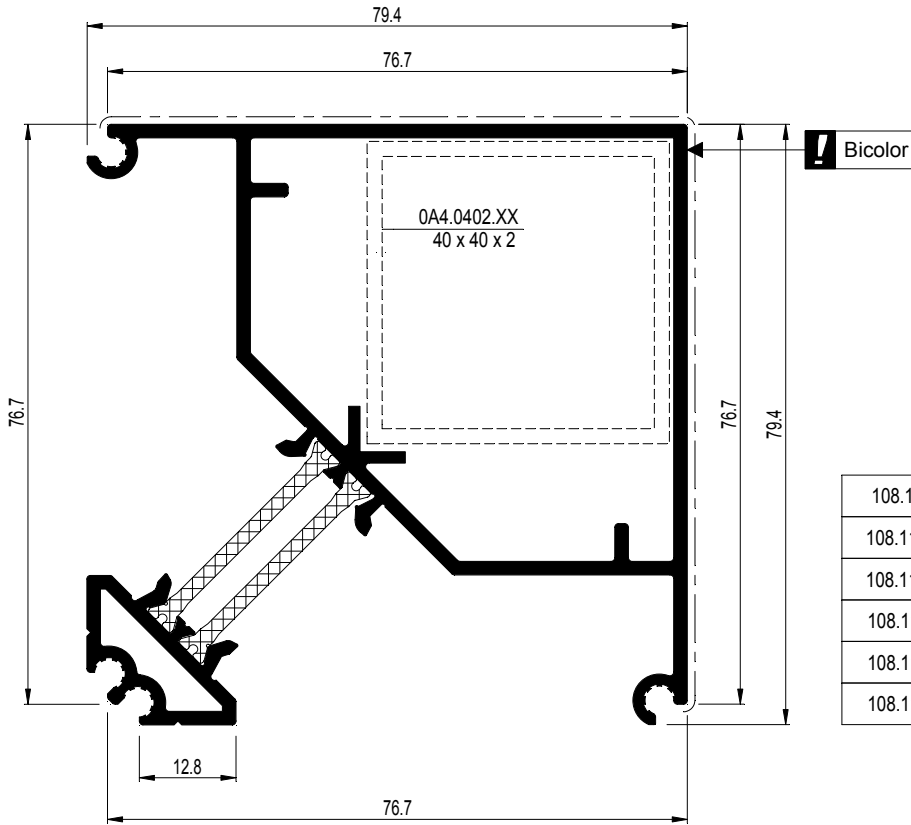


	<b>508.0174.XX</b>	
	168.7101.00	---
	168.8101.00	---
	168.7201.00 168.8201.00	197.B600.00
	050.5091.-- (2x) 168.5010.-- (2x)	
	168.8711.00	
	<b>408.0174.XX</b>	
	168.7101.00	---
	168.8101.00	---
	168.7201.00 168.8201.00	197.B600.00
	050.5091.-- (2x) 168.5010.-- (2x)	
	168.8711.00	

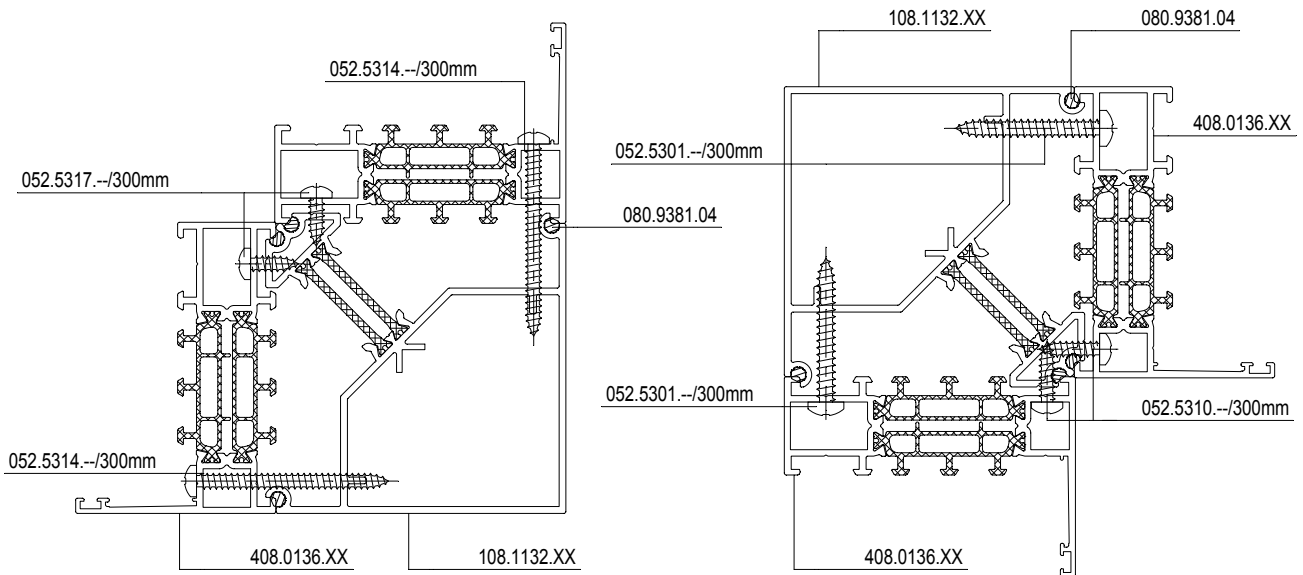
	408.0174.XX + 0A1.0202.XX :	$I_x = 233.438 \text{ cm}^4$
	408.0174.XX + 0M1.2005.XX :	$I_x = 256.736 \text{ cm}^4$
	408.0174.XX + St/fer 120x5 :	$I_x = 400.736 \text{ cm}^4$

	$A$ dm <sup>2</sup> /m	$P$ dm <sup>2</sup> /m	$L_m$	$I_x$ cm <sup>4</sup>	$W_x$ cm <sup>3</sup>	$a_x$ mm	$I_y$ cm <sup>4</sup>	$W_y$ cm <sup>3</sup>	$a_y$ mm	
108.1132.XX	42.95	15.4	7.00	30.691	7.463	38.31	30.697	7.465	41.12	

## 108.1132.XX



108.1132.XX Alu 0A4.0402.XX	→	$I_x = 38.3 \text{ cm}^4$
108.1132.XX Alu 40x40x3	→	$I_x = 40.89 \text{ cm}^4$
108.1132.XX Alu 40x40x4	→	$I_x = 43.29 \text{ cm}^4$
108.1132.XX St/fer 40x40x2	→	$I_x = 52.70 \text{ cm}^4$
108.1132.XX St/fer 40x40x3	→	$I_x = 61.28 \text{ cm}^4$
108.1132.XX St/fer 40x40x4	→	$I_x = 68.48 \text{ cm}^4$




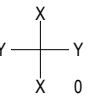


# MASTERLINE 8

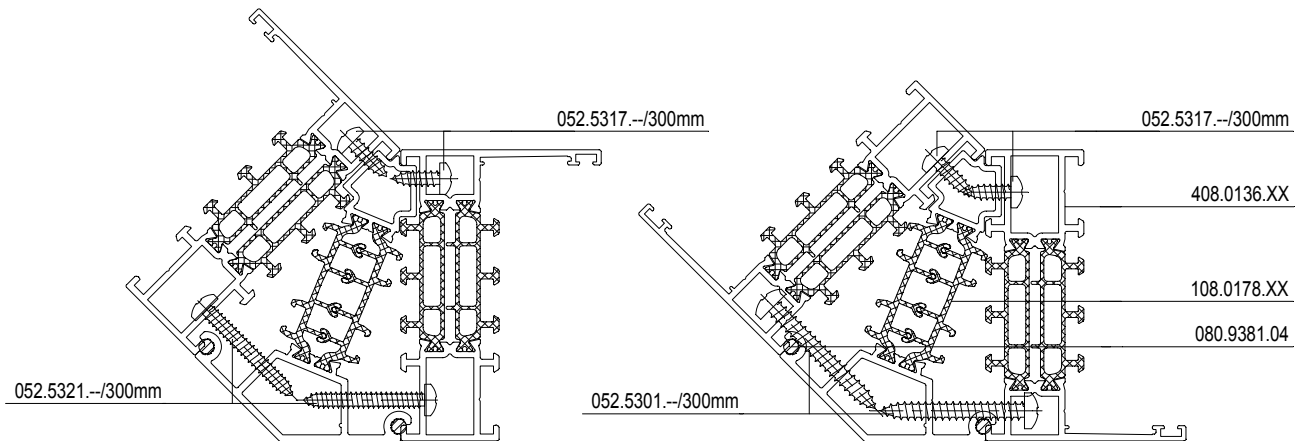
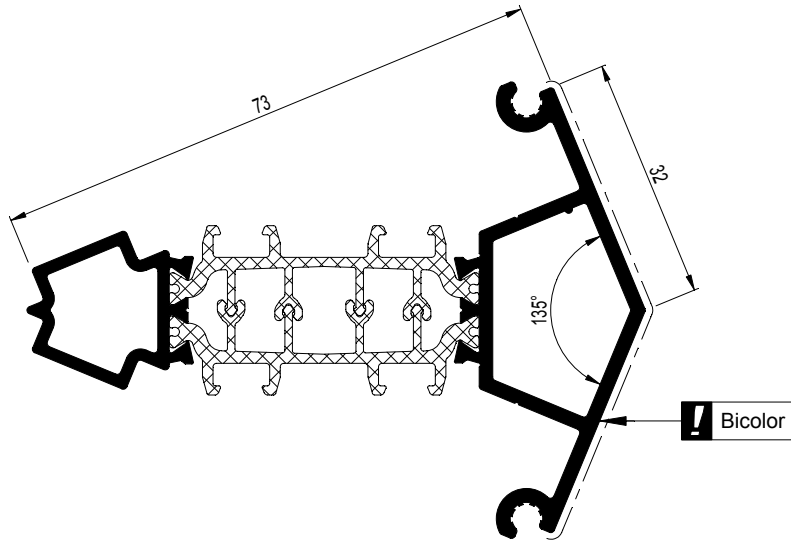
Functional

HOEKPROFIEL 135°  
 PROFILE D'ANGLE 135°  
 CORNER PROFILE 135°  
 ECKPROFIL 135°



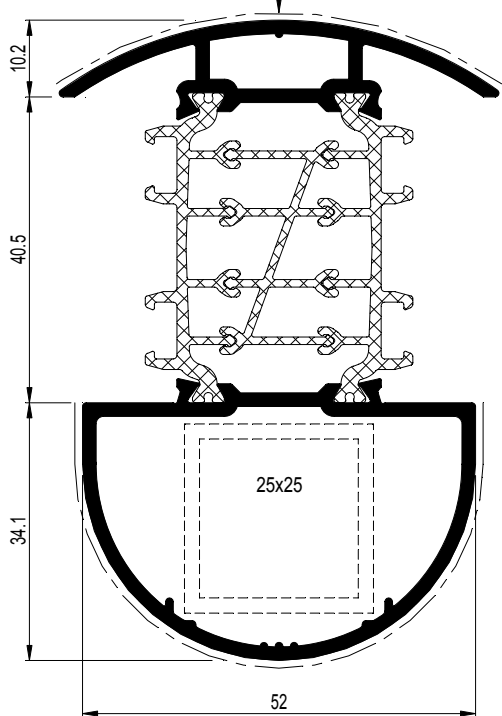
	$\frac{A}{dm^2/m}$	$\frac{P}{dm^2/m}$	$L_m$	$I_x \text{ cm}^4$	$W_x \text{ cm}^3$	ax mm	$I_y \text{ cm}^4$	$W_y \text{ cm}^3$	ay mm	
108.0178.XX	25.09	6.5	7.00	16.651	3.256	51.14	7.657	2.536	30.17	X Y X 0

108.0178.XX

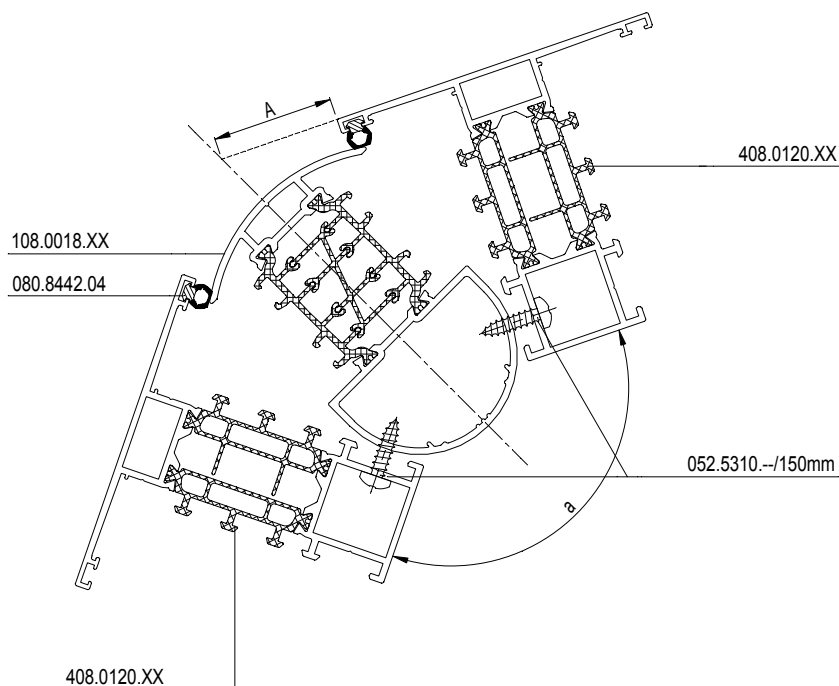


	$\frac{A}{dm^2/m}$	$\frac{P}{dm^2/m}$	$L_m$	$I_x \text{ cm}^4$	$W_x \text{ cm}^3$	$a_x \text{ mm}$	$I_y \text{ cm}^4$	$W_y \text{ cm}^3$	$a_y \text{ mm}$	
108.0018.XX	25.62	15.8	7.00	25.968	5.847	44.41	12.103	4.162	29.08	

108.0018.XX Bicolor



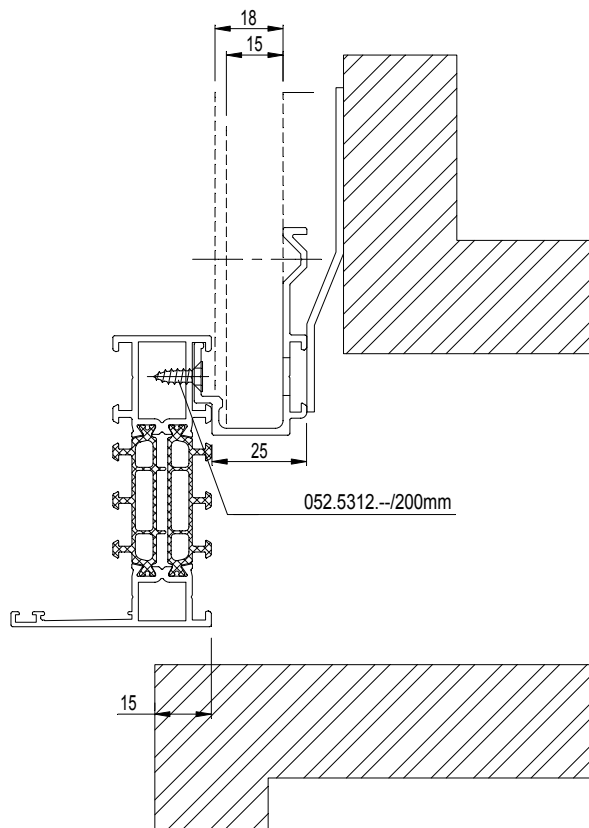
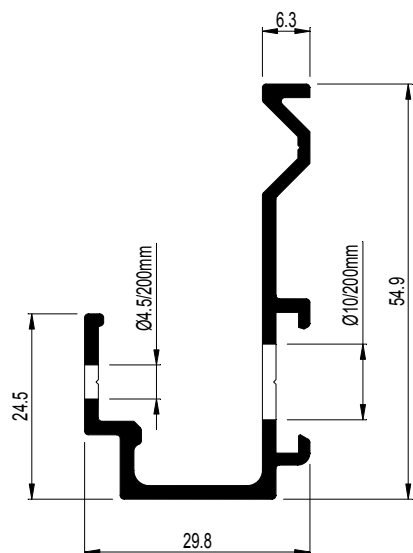
108.0018.XX Alu 0A2.5252.XX	→	$I_x = 27.60 \text{ cm}^4$
108.0018.XX Alu 25x25x3	→	$I_x = 28.14 \text{ cm}^4$
108.0018.XX Alu 25x25x4	→	$I_x = 28.53 \text{ cm}^4$
108.0018.XX St/fer 25x25x2	→	$I_x = 30.87 \text{ cm}^4$
108.0018.XX St/fer 25x25x3	→	$I_x = 32.48 \text{ cm}^4$
108.0018.XX St/fer 25x25x4	→	$I_x = 33.65 \text{ cm}^4$



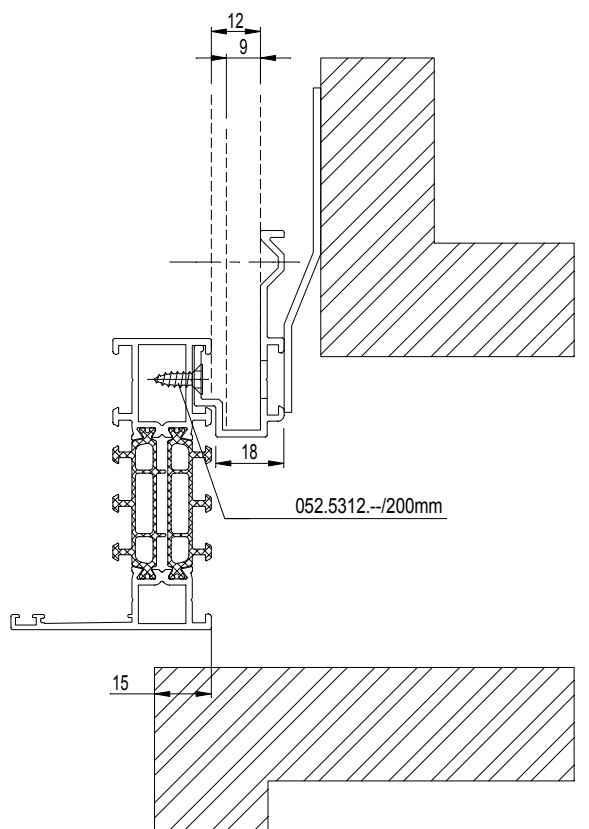
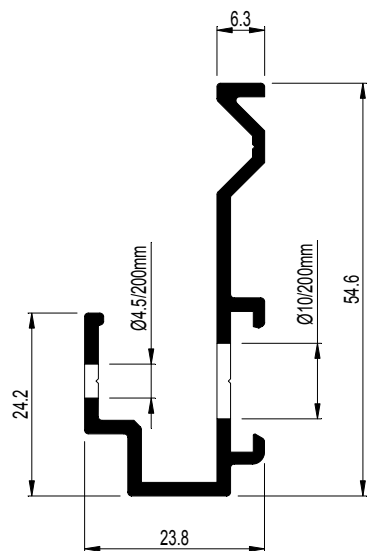
$\alpha^\circ$	A
130	31
140	25.5
150	19
160	12.5
170	7

	$\frac{A}{dm^2/m}$	$\frac{P}{dm^2/m}$	$L_m$	$I_x \text{ cm}^4$	$W_x \text{ cm}^3$	$a_x \text{ mm}$	$I_y \text{ cm}^4$	$W_y \text{ cm}^3$	$a_y \text{ mm}$	
030.2140.00	-	-	7.00	6.246	1.780	19.80	2.235	1.219	18.34	
030.2141.00	-	-	7.00	5.613	1.672	21.03	1.162	0.793	14.65	

030.2140.00



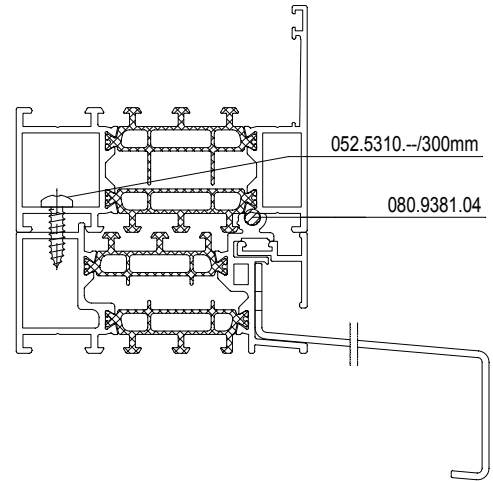
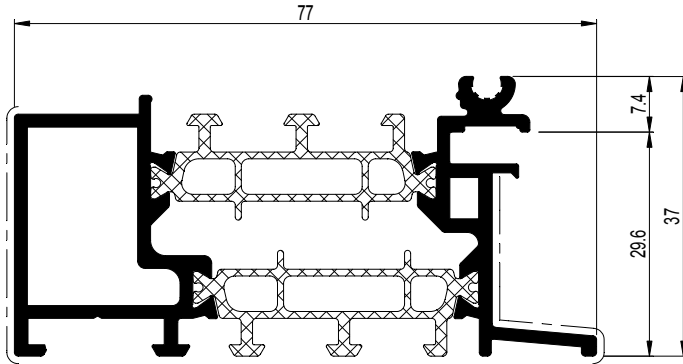
030.2141.00



	$A$ dm <sup>2</sup> /m	$P$ dm <sup>2</sup> /m	$L_m$	$I_x$ cm <sup>4</sup>	$W_x$ cm <sup>3</sup>	ax mm	$I_y$ cm <sup>4</sup>	$W_y$ cm <sup>3</sup>	ay mm	
130.0029.XX	9.23	1.9	7.00	0.234	0.182	5.94	0.150	0.120	12.46	
408.0145.XX	25.14	6.9	7.00	15.634	3.697	42.29	4.593	2.292	17.27	
408.0146.XX	22.09	3.7	7.00	9.359	2.415	33.96	3.697	1.902	19.44	
508.0145.XX	25.14	6.9	7.00	15.634	3.697	42.29	4.593	2.292	17.27	
508.0146.XX	22.09	3.7	7.00	9.359	2.415	33.96	3.697	1.902	19.44	

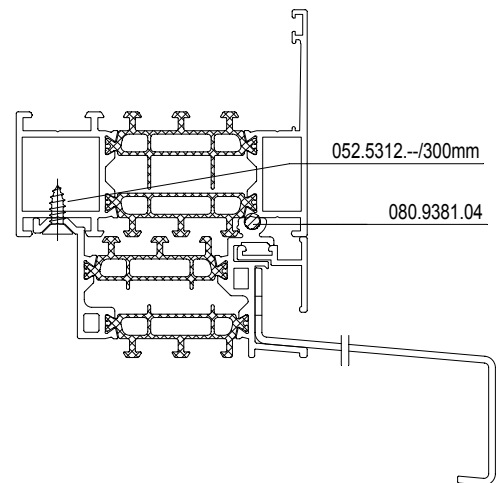
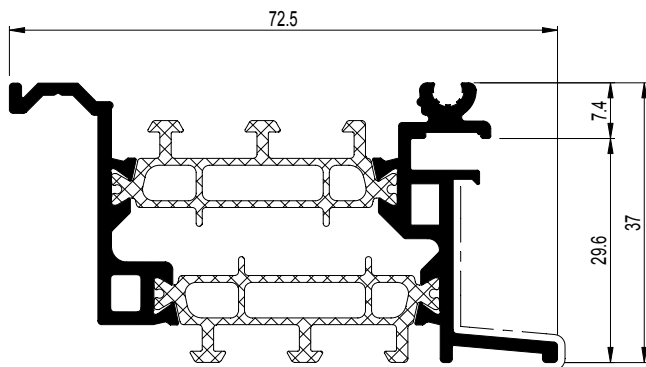
408.0145.XX

508.0145.XX HI+

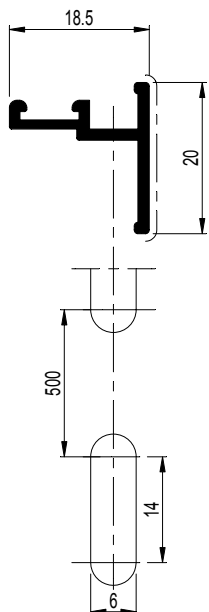


408.0146.XX

508.0146.XX HI+



130.0029.XX


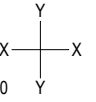


# MASTERLINE 8

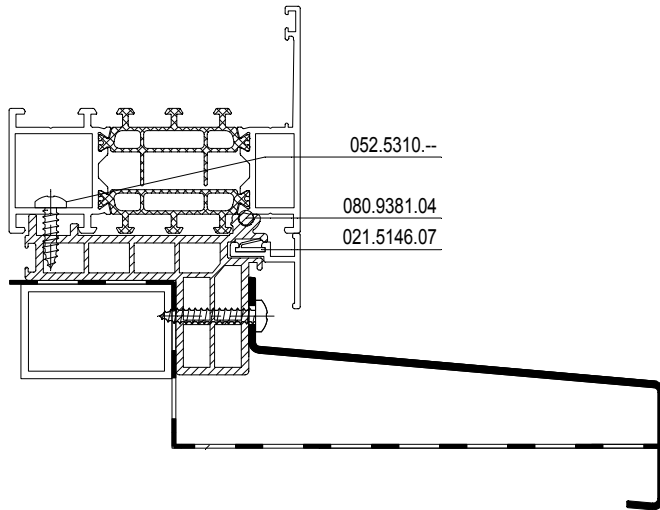
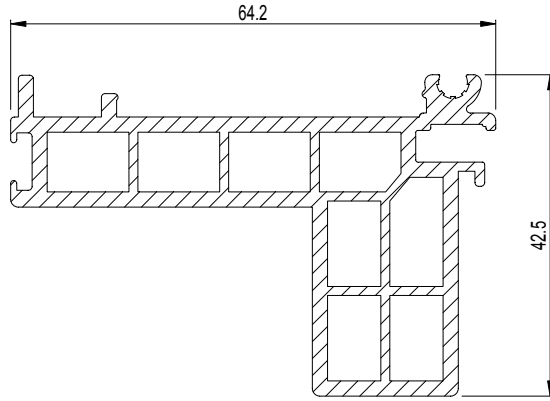
Functional

ONDERDORPEL  
SEUIL  
SILL  
BASISPROFIL



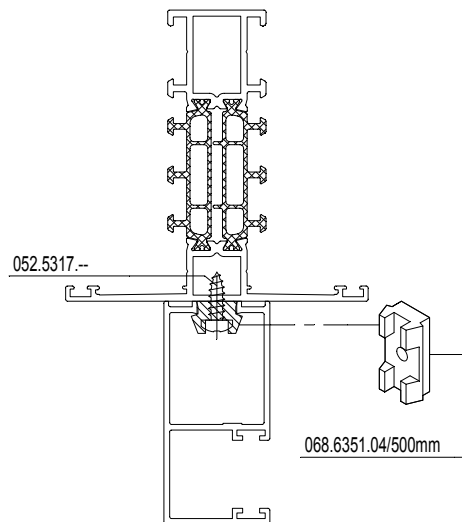
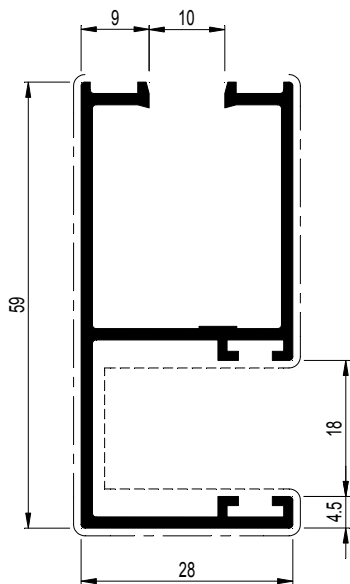
	$\frac{A}{dm^2/m}$	$\frac{P}{dm^2/m}$	$L_m$	$I_x \text{ cm}^4$	$W_x \text{ cm}^3$	ax mm	$I_y \text{ cm}^4$	$W_y \text{ cm}^3$	ay mm	
408.0025.04	-	-	7.00	7.209	2.847	25.32	18.513	4.944	37.45	

408.0025.04



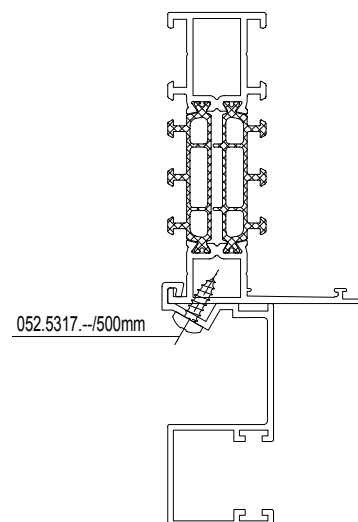
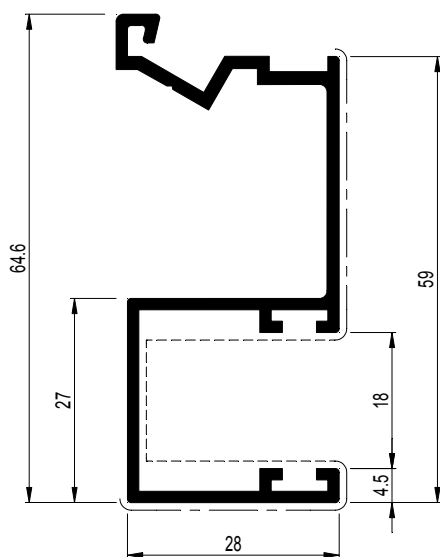
	$A$ dm <sup>2</sup> /m	$P$ /dm <sup>2</sup> /m	$L_m$	$I_x$ cm <sup>4</sup>	$W_x$ cm <sup>3</sup>	$a_x$ mm	$I_y$ cm <sup>4</sup>	$W_y$ cm <sup>3</sup>	$a_y$ mm	
004.3167.XX	35.96	12.9	6.00	9.873	3.238	28.51	3.238	2.151	12.95	
030.1142.XX	35.19	7.0	6.00	13.153	3.911	31.19	3.015	1.909	15.79	

004.3167.XX



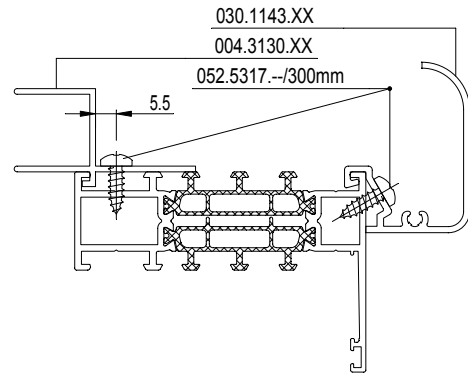
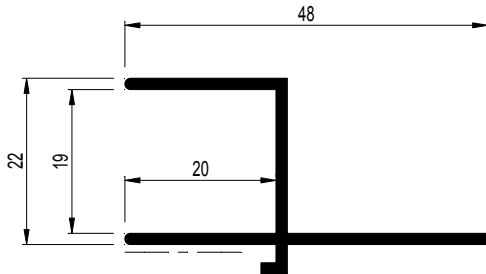
<p>081.9091.04</p>		
<p>081.9092.04</p>		
081.9092.04	081.9092.04	10mm
081.9092.04	081.9091.04	12mm
081.9091.04	081.9091.04	14mm
081.9091.04	-	16mm

030.1142.XX

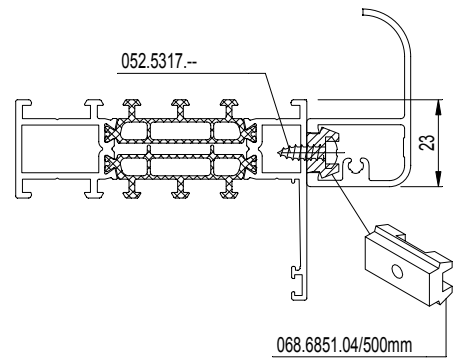
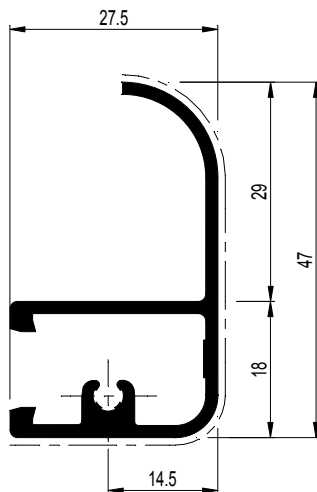


	$\frac{A}{dm^2/m}$	$\frac{P}{dm^2/m}$	$L_m$	$I_x \text{ cm}^4$	$W_x \text{ cm}^3$	ax mm	$I_y \text{ cm}^4$	$W_y \text{ cm}^3$	ay mm	
004.3130.XX	19.05	1.6	6.00	1.141	0.774	27.84	1.881	0.675	11.18	
004.3843.XX	23.68	8.0	6.00	4.009	1.264	10.47	1.621	0.952	15.29	
030.1143.XX	22.89	7.8	6.00	2.215	1.077	20.57	3.495	1.143	14.53	

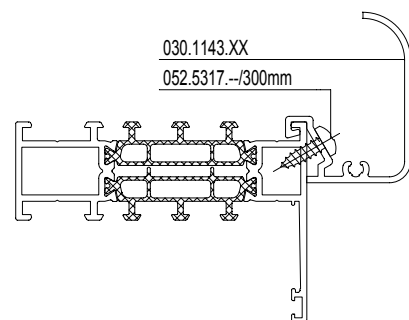
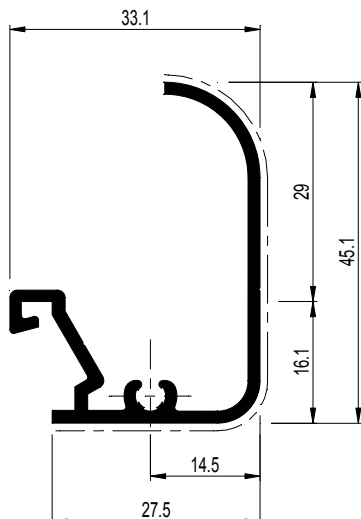
004.3130.XX



004.3843.XX

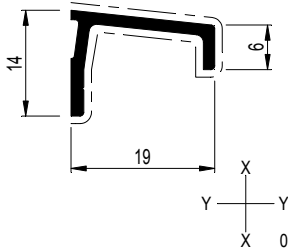


030.1143.XX

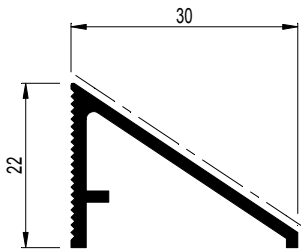


	$\frac{A}{dm^2/m}$	$\frac{P}{dm^2/m}$	$L_m$	$I_x \text{ cm}^4$	$W_x \text{ cm}^3$	$a_x \text{ mm}$	$I_y \text{ cm}^4$	$W_y \text{ cm}^3$	$a_y \text{ mm}$	
004.3846.XX	7.39	5.9	6.00	0.074	0.077	4.48	0.257	0.224	7.52	
026.0119.XX	12.77	3.8	6.00	0.314	0.274	10.28	0.870	0.424	9.50	
030.0019.XX	8.62	2.7	7.00	0.138	0.151	6.58	0.186	0.192	8.33	
030.3119.XX	7.27	2.3	6.00	0.071	0.096	7.38	0.187	0.175	8.84	

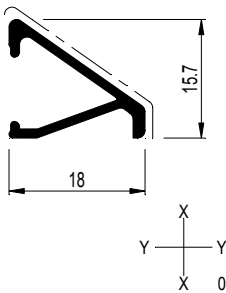
004.3846.XX



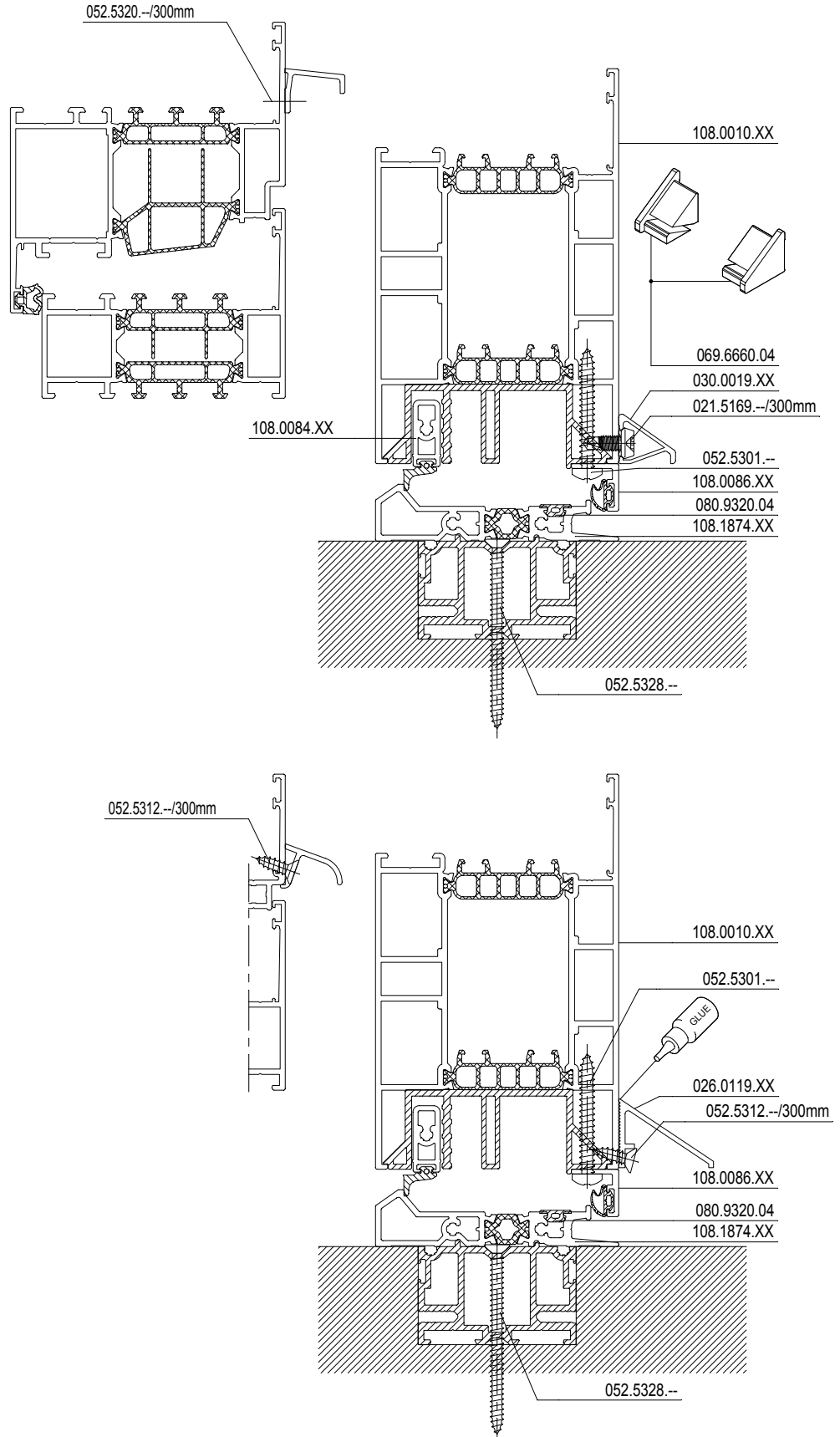
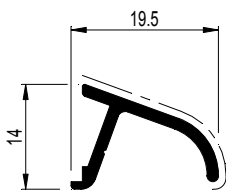
026.0119.XX



030.0019.XX



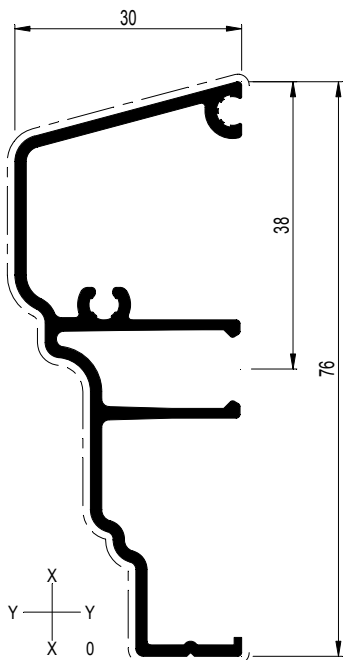
030.3119.XX





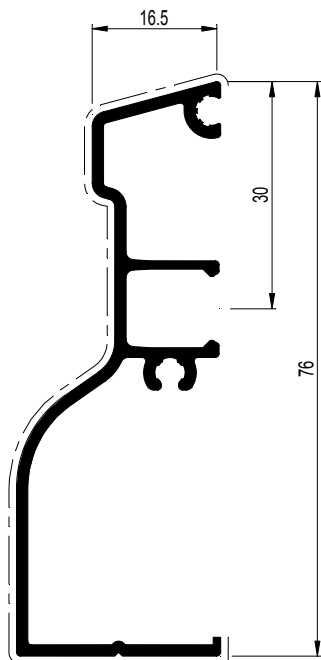
	$\frac{A}{dm^2/m}$	$\frac{P}{dm^2/m}$	$L_m$	$I_x \text{ cm}^4$	$W_x \text{ cm}^3$	ax mm	$I_y \text{ cm}^4$	$W_y \text{ cm}^3$	ay mm	
013.5109.XX	8.69	4.9	6.50	0.272	0.214	12.71	0.067	0.099	3.72	
030.0130.XX	35.62	12.1	7.00	1.964	1.251	14.29	13.466	3.272	34.84	
030.0131.XX	32.69	12.3	7.00	1.625	1.184	13.28	14.912	3.853	38.70	
030.0132.XX	33.14	9.7	7.00	0.427	0.506	5.58	7.832	2.611	30.00	
030.0133.XX	23.40	7.3	7.00	0.224	0.287	7.80	4.266	1.422	30.00	

030.0130.XX



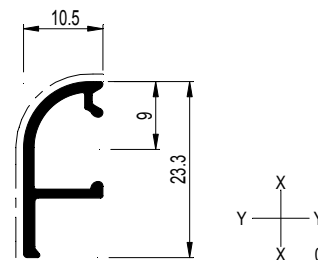
EINDSTUK  
BOUCHON PIECE FINALE  
END PART  
ENDKAPPE  
069.6790.XX

030.0131.XX



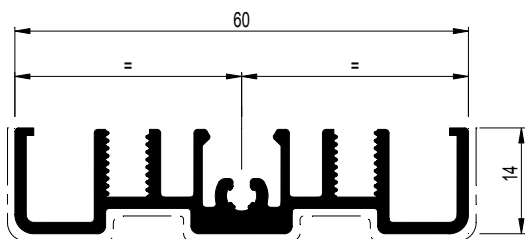
EINDSTUK  
BOUCHON PIECE FINALE  
END PART  
ENDKAPPE  
069.7691.XX

013.5109.XX



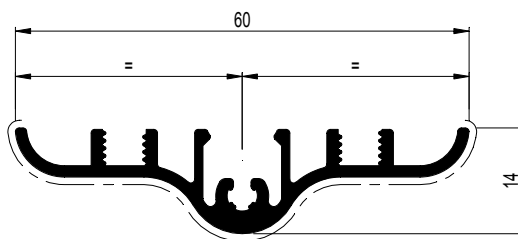
EINDSTUK  
BOUCHON PIECE FINALE  
END PART  
ENDKAPPE  
022.5512.SY

030.0132.XX



EINDSTUK  
BOUCHON PIECE FINALE  
END PART  
ENDKAPPE  
069.7692.XX

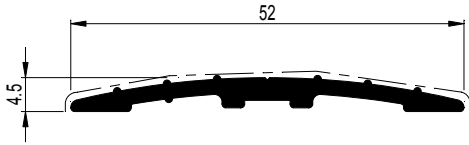
030.0133.XX



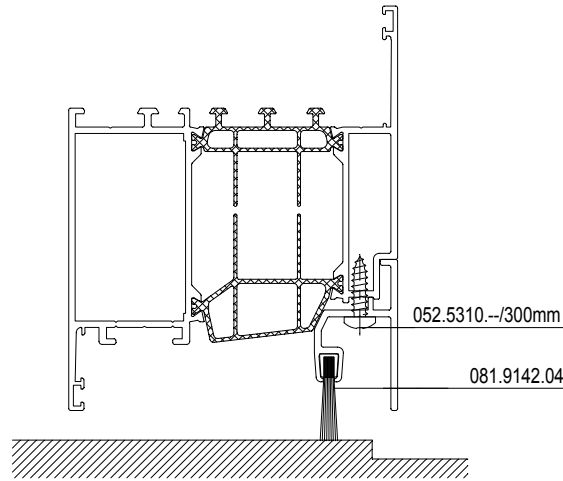
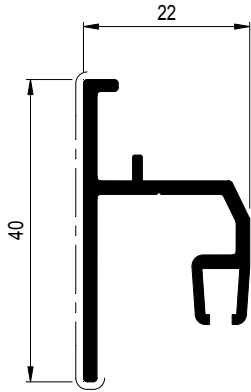
EINDSTUK  
BOUCHON PIECE FINALE  
END PART  
ENDKAPPE  
069.7693.XX

	$\frac{A}{dm^2/m}$	$\frac{P}{dm^2/m}$	$\leftarrow L_m \rightarrow$	$I_x \text{ cm}^4$	$W_x \text{ cm}^3$	$a_x \text{ mm}$	$I_y \text{ cm}^4$	$W_y \text{ cm}^3$	$a_y \text{ mm}$	
008.0071.XX	11.59	5.9	6.00	2.508	0.963	26.04	0.016	0.063	2.32	
408.0049.XX	19.26	4.2	6.00	1.105	0.538	20.56	1.447	1.077	8.57	

008.0071.XX

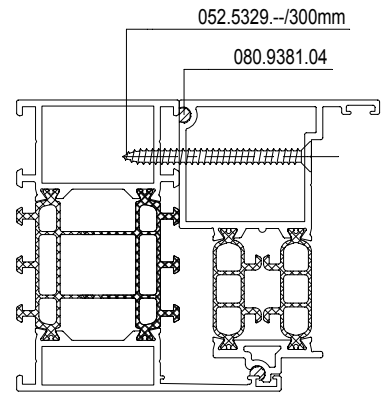
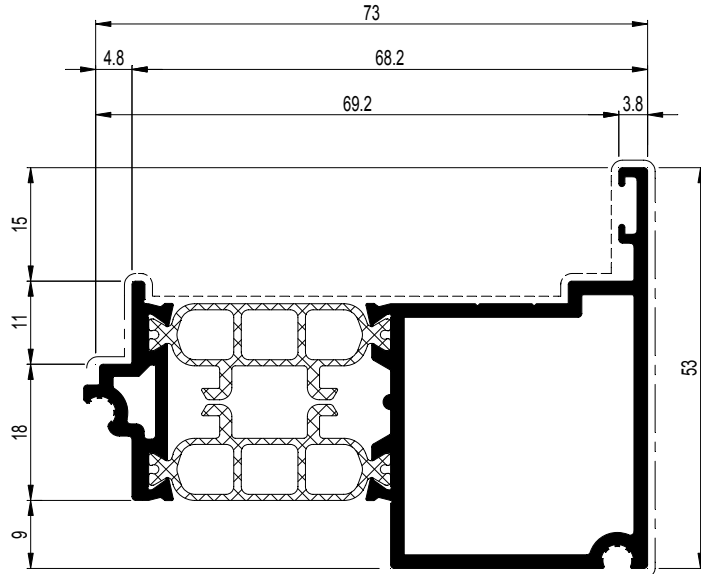


408.0049.XX

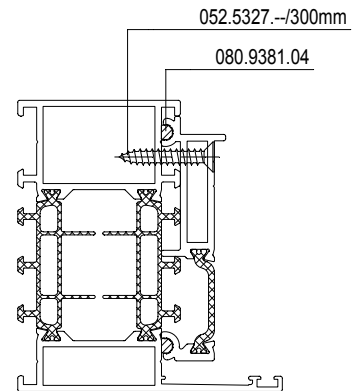
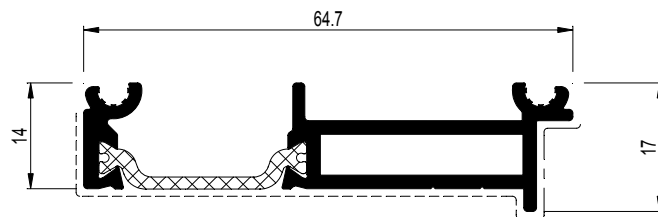


	$\frac{A}{dm^2/m}$	$\frac{P}{dm^2/m}$	$L_m$	$I_x \text{ cm}^4$	$W_x \text{ cm}^3$	ax mm	$I_y \text{ cm}^4$	$W_y \text{ cm}^3$	ay mm	
408.0028.xx	23.24	7.4	7.00	16.356	3.664	44.64	7.841	2.501	21.86	
408.0029.xx	16.61	1.7	7.00	7.294	2.043	17.00	0.399	0.450	64.70	

## 408.0028.XX

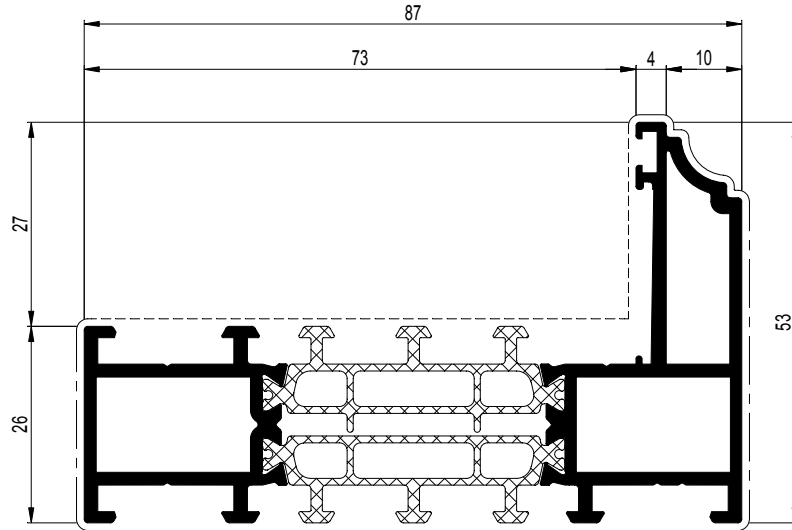


## 408.0029.XX

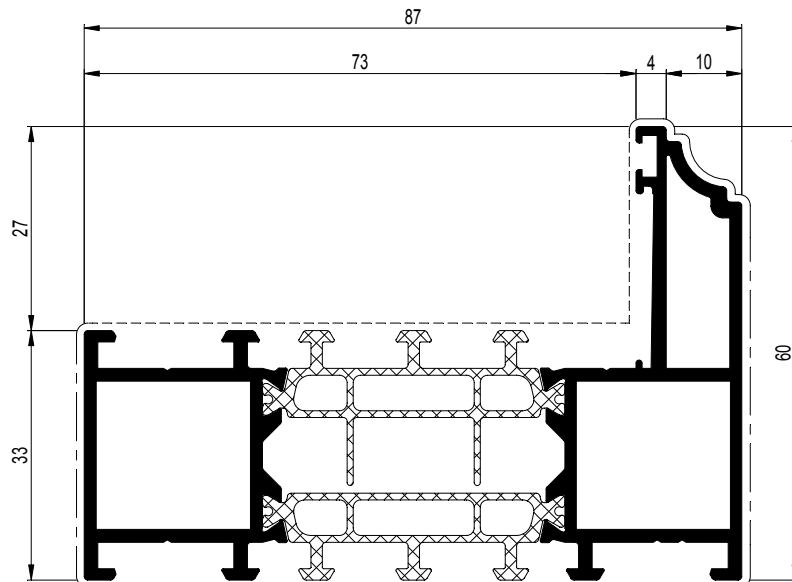


	$A$ dm <sup>2</sup> /m	$P$ dm <sup>2</sup> /m	$L_m$	$I_x$ cm <sup>4</sup>	$W_x$ cm <sup>3</sup>	$a_x$ mm	$I_y$ cm <sup>4</sup>	$W_y$ cm <sup>3</sup>	$a_y$ mm	
408.0236.XX	30.48	9.0	7.00	29.638	5.807	35.96	8.777	2.560	18.71	
408.0283.XX	31.90	10.4	7.00	32.967	6.567	36.80	12.948	3.435	22.31	
508.0236.XX	30.48	9.0	7.00	29.638	5.807	35.96	8.777	2.560	18.71	
508.0283.XX	31.90	10.4	7.00	32.967	6.567	36.80	12.948	3.435	22.31	

408.0236.XX  
508.0236.XX HI+



408.0283.XX  
508.0283.XX



**508.0283.XX**

	168.7102 (2x) or 168.7002 (2x)	095.H800.00 of-ou-or-oder 095.B500.00
	168.7002.00 (2x) 168.5000.00 (4x)	197.B600.00 of-ou-or-oder 097.0205.00
	168.8712.00 (2x) 160.8750.00	197.B600.00 of-ou-or-oder 097.0205.00
	160.8750.-- or 160.8723.-- 160.8718.--	---

**508.0236.XX**

	168.7101 (2x)	095.H800.00 of-ou-or-oder 095.B500.00
	168.7201.00 (2x) 050.5091.-- (4x)	197.B600.00 of-ou-or-oder 097.0205.00
	168.8711.00 (2x) 160.8750.00	197.B600.00 of-ou-or-oder 097.0205.00
	160.8750.-- or 160.8723.-- 160.8718.--	---

**408.0283.XX**

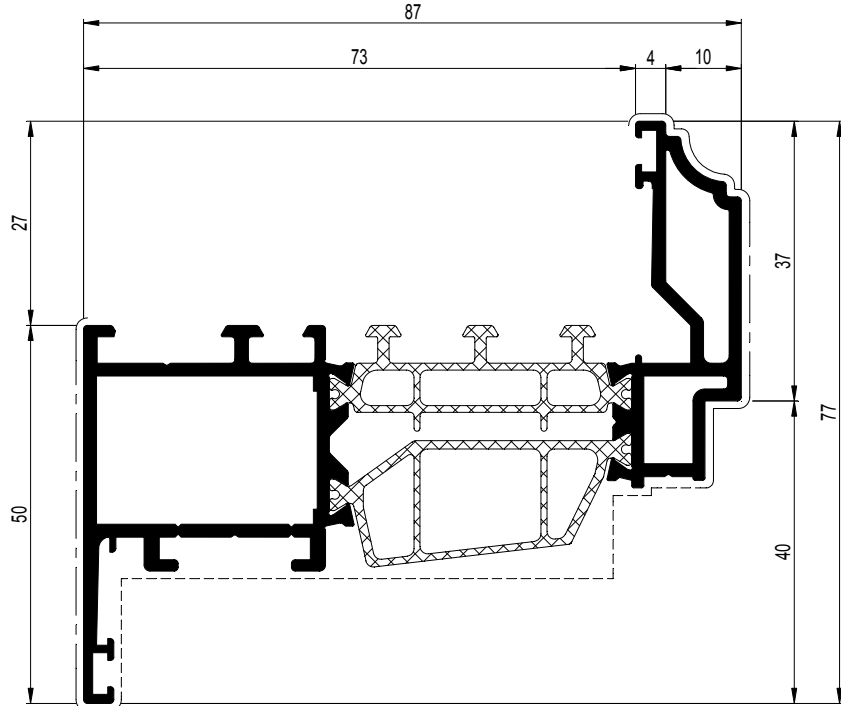
	168.7102 (2x) or 168.7002 (2x)	095.H800.00 of-ou-or-oder 095.B500.00
	168.7002.00 (2x) 168.5000.00 (4x)	197.B600.00 of-ou-or-oder 097.0205.00
	168.8712.00 (2x) 160.8750.00	197.B600.00 of-ou-or-oder 097.0205.00
	160.8750.-- or 160.8723.-- 160.8718.--	---

**408.0236.XX**

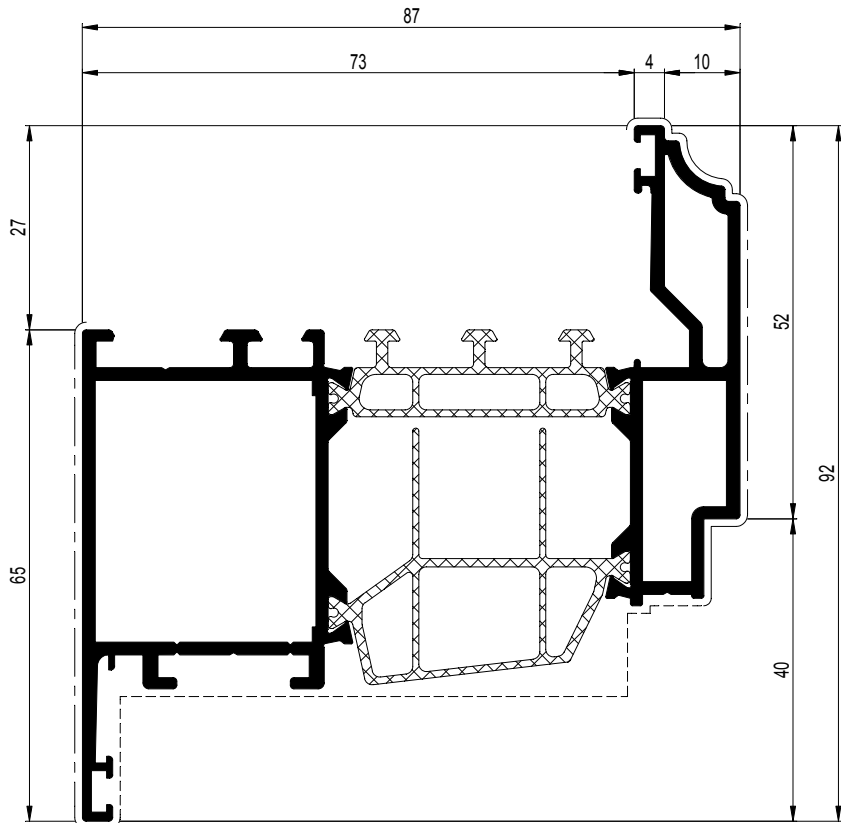
	168.7101 (2x)	095.H800.00 of-ou-or-oder 095.B500.00
	168.7201.00 (2x) 050.5091.-- (4x)	197.B600.00 of-ou-or-oder 097.0205.00
	168.8711.00 (2x) 160.8750.00	197.B600.00 of-ou-or-oder 097.0205.00
	160.8750.-- or 160.8723.-- 160.8718.--	---

	$\frac{A}{dm^2/m}$	$\frac{P}{dm^2/m}$	$L_m$	$I_x \text{ cm}^4$	$W_x \text{ cm}^3$	$a_x \text{ mm}$	$I_y \text{ cm}^4$	$W_y \text{ cm}^3$	$a_y \text{ mm}$	
408.0202.XX	36.57	11.3	7.00	35.093	7.972	44.02	14.646	3.739	39.17	
408.0292.XX	39.57	14.3	7.00	42.465	9.630	43.11	28.447	6.025	47.22	
508.0202.XX	36.57	11.3	7.00	35.093	7.954	44.12	14.646	3.730	39.27	
508.0292.XX	39.57	14.3	7.00	42.465	9.630	43.11	28.447	6.025	47.22	

408.0202.XX  
 508.0202.XX HI+



408.0292.XX  
 508.0292.XX HI+



	<b>508.0292.XX</b>	
	168.7112.00 168.8112.00 or 168.7012.00 168.8012.00	095.H800.00 of-ou-or-oder 095.B500.00
	168.7012.00 168.8012.00 168.5000.00 (2x) 168.5010.-- (2x)	197.B700.00 of-ou-or-oder 097.0210.00
	160.8750.-- or 160.8723.-- 160.8718.--	---

	<b>508.0202.XX</b>	
	168.7111.00 168.8111.00 or 168.7011.00 168.8011.--	095.H800.00 of-ou-or-oder 095.B500.00
	168.7011.00 168.8011.-- 168.5000.00 (2x)	197.B700.00 of-ou-or-oder 097.0210.00
	160.8750.-- or 160.8718.--	---

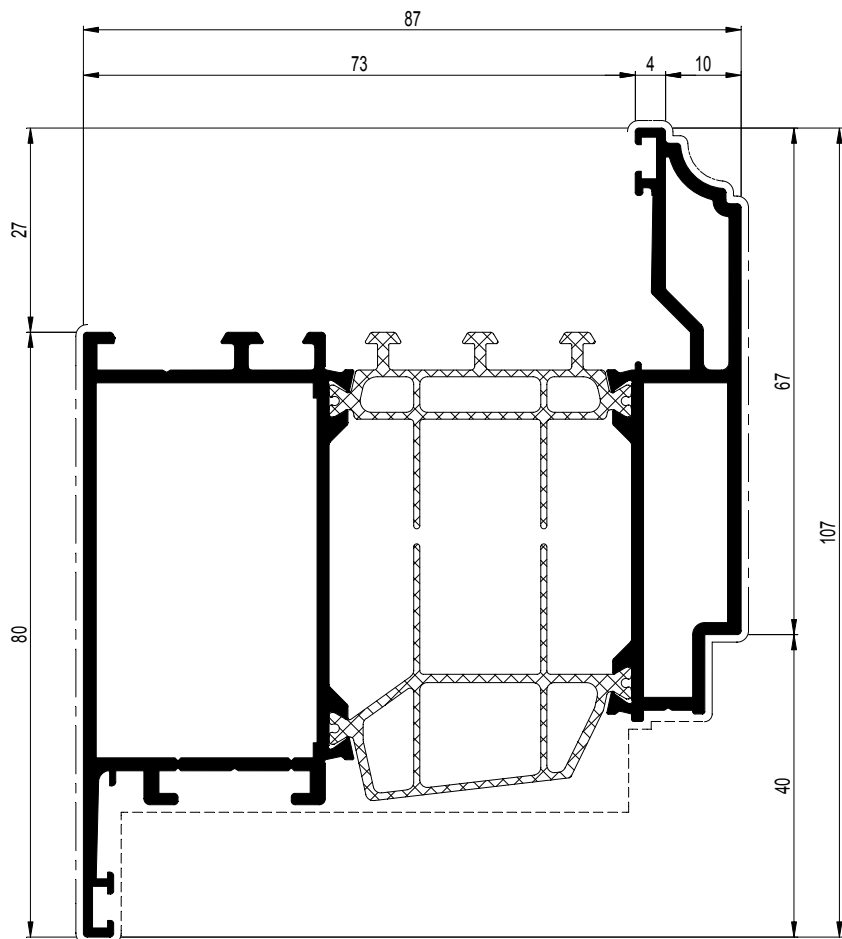
	<b>408.0292.XX</b>	
	168.7112.00 168.8112.00 or 168.7012.00 168.8012.00	095.H800.00 of-ou-or-oder 095.B500.00
	168.7012.00 168.8012.00 168.5000.00 (2x) 168.5010.-- (2x)	197.B700.00 of-ou-or-oder 097.0210.00
	160.8750.-- or 160.8723.-- 160.8718.--	---

	<b>408.0202.XX</b>	
	168.7111.00 168.8111.00 or 168.7011.00 168.8011.--	095.H800.00 of-ou-or-oder 095.B500.00
	168.7011.00 168.8011.-- 168.5000.00 (2x)	197.B700.00 of-ou-or-oder 097.0210.00
	160.8750.-- or 160.8718.--	---

	$A$ dm <sup>2</sup> /m	$P$ dm <sup>2</sup> /m	$L_m$	$I_x$ cm <sup>4</sup>	$W_x$ cm <sup>3</sup>	ax mm	$I_y$ cm <sup>4</sup>	$W_y$ cm <sup>3</sup>	ay mm	
408.0212.XX	42.57	17.3	7.00	49.625	11.103	42.51	49.461	8.983	55.06	Y X 0
508.0212.XX	42.59	17.3	7.00	49.625	11.103	42.51	49.461	8.983	55.06	

408.0212.XX

508.0212.XX HI+



	<b>408.0212.XX</b>	
	168.7113.00	095.H800.00 of-ou-or-oder
	168.8113.00	095.B500.00
	168.7213.00	197.B700.00
	168.8213.00	of-ou-or-oder
	050.5091.-- (2x)	097.0210.00
	168.5010.-- (2x)	
	160.8750.-- or	
	160.8723.--	
	160.8718.--	

	<b>508.0212.XX</b>	
	168.7113.00	095.H800.00 of-ou-or-oder
	168.8113.00	095.B500.00
	168.7213.00	197.B700.00
	168.8213.00	of-ou-or-oder
	050.5091.-- (2x)	097.0210.00
	168.5010.-- (2x)	
	160.8750.-- or	
	160.8723.--	
	160.8718.--	

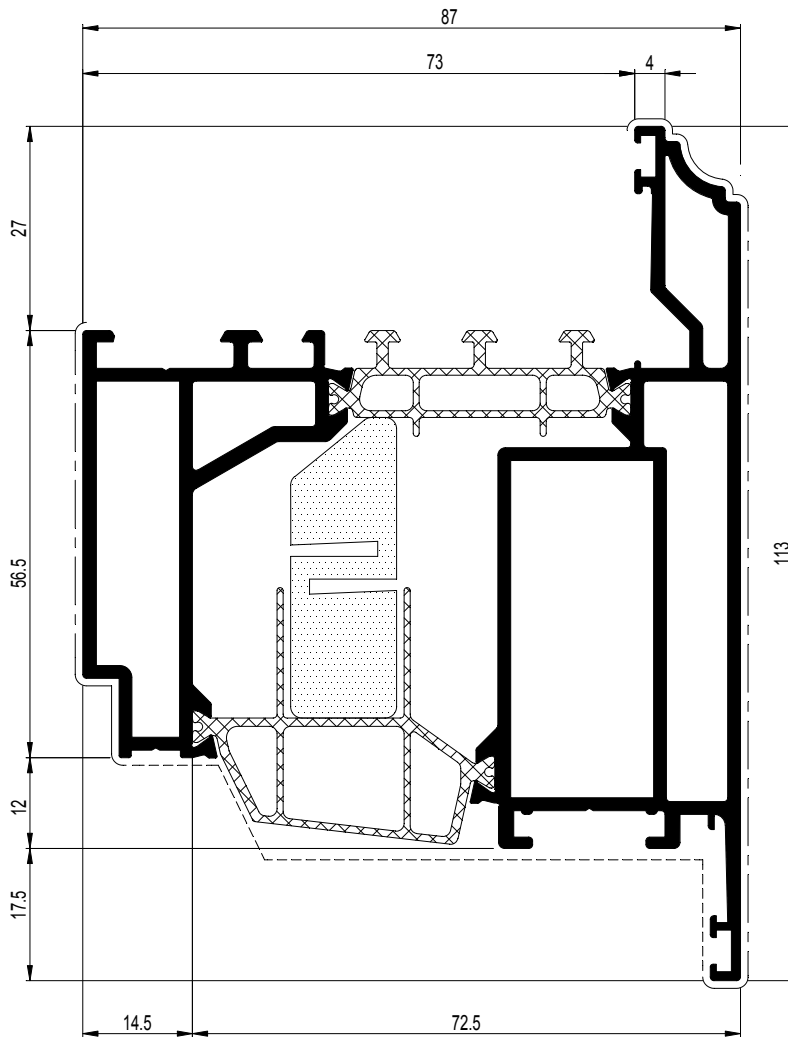
	$A$ dm <sup>2</sup> /m	$P$ dm <sup>2</sup> /m	$L_m$	$I_x$ cm <sup>4</sup>	$W_x$ cm <sup>3</sup>	ax mm	$I_y$ cm <sup>4</sup>	$W_y$ cm <sup>3</sup>	ay mm	
408.0251.XX	43.79	18.9	7.00	56.941	10.946	35.19	64.365	11.064	58.18	
4F8.0251.XX	43.79	18.9	7.00	56.941	10.946	35.19	64.365	11.064	58.18	
508.0251.XX	44.34	18.9	7.00	56.941	10.946	35.19	64.365	11.064	58.18	
5F8.0251.XX	44.34	18.9	7.00	56.941	10.946	35.19	64.365	11.064	58.18	

408.0251.XX

4F8.0251.XX FOAM INCLUDED

508.0251.XX HI+

5F8.0251.XX HI+ FOAM INCLUDED



<b>408.0251.XX</b>	
	168.7151.00 095.H800.00 of-ou-or-oder
	168.8151.00 095.B500.00
	168.7251.00 168.8251.00 168.5000.00 (2x) 097.0210.00 168.5010.-- (2x)
	160.8750.-- (2x) or 160.8723.-- (2x) 160.8718.--

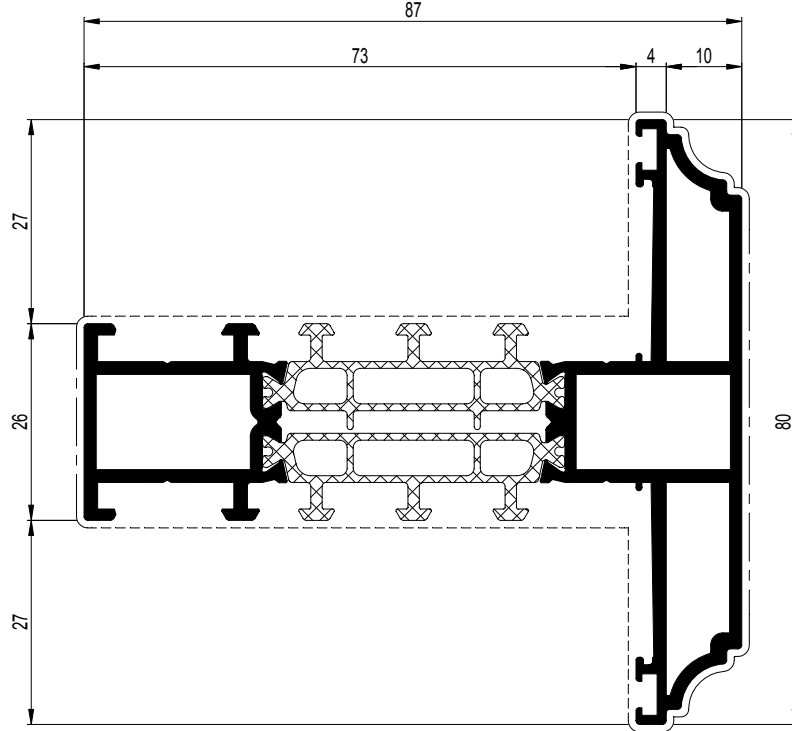
<b>4F8.0251.XX</b>	
	168.7151.00 095.H800.00 of-ou-or-oder
	168.8151.00 095.B500.00
	168.7251.00 168.8251.00 168.5000.00 (2x) 097.0210.00 168.5010.-- (2x)
	187.0051.07 (7x) ---
	160.8750.-- (2x) or 160.8723.-- (2x) 160.8718.--

<b>508.0251.XX</b>	
	168.7151.00 095.H800.00 of-ou-or-oder
	168.8151.00 095.B500.00
	168.7251.00 168.8251.00 168.5000.00 (2x) 097.0210.00 168.5010.-- (2x)
	160.8750.-- (2x) or 160.8723.-- (2x) 160.8718.--

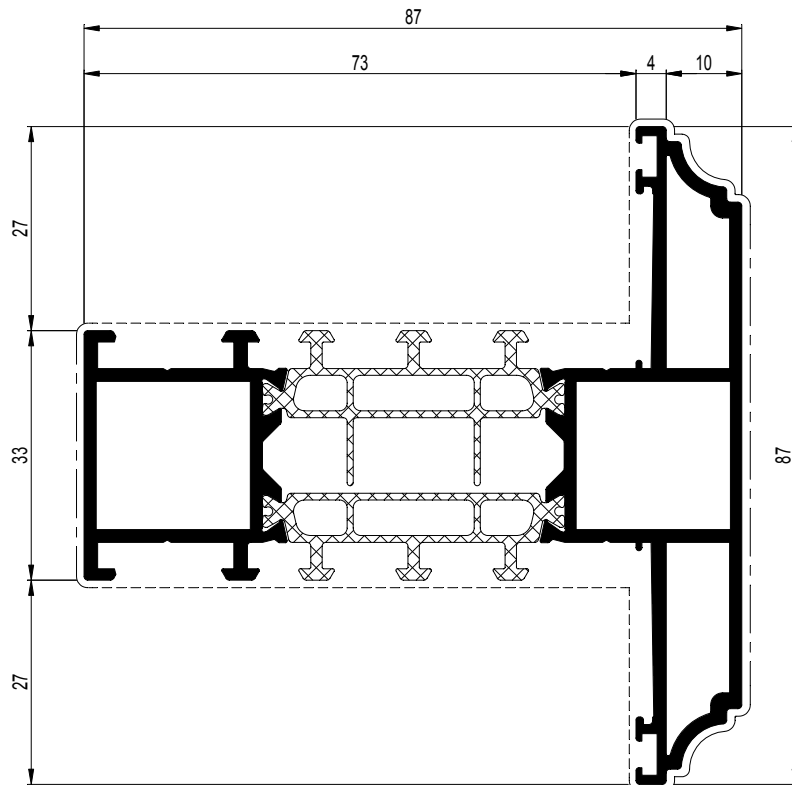
<b>5F8.0251.XX</b>	
	168.7151.00 095.H800.00 of-ou-or-oder
	168.8151.00 095.B500.00
	168.7251.00 168.8251.00 168.5000.00 (2x) 097.0210.00 168.5010.-- (2x)
	187.0051.07 (7x) ---
	160.8750.-- (2x) or 160.8723.-- (2x) 160.8718.--

	$\frac{A}{dm^2/m}$	$\frac{P}{dm^2/m}$	$\leftarrow L_m \rightarrow$	$I_x \text{ cm}^4$	$W_x \text{ cm}^3$	ax mm	$I_y \text{ cm}^4$	$W_y \text{ cm}^3$	ay mm	
408.0213.XX	35.26	12.7	7.00	33.996	6.057	30.87	18.403	4.601	40.00	
408.0220.XX	36.66	14.1	7.00	37.649	6.845	32.00	24.832	5.709	43.50	
508.0213.XX	35.26	12.7	7.00	33.996	6.057	30.87	18.403	4.601	40.00	
508.0220.XX	36.66	14.1	7.00	37.649	6.845	32.00	24.832	5.709	43.50	

408.0213.XX  
508.0213.XX HI+



408.0220.XX  
508.0220.XX HI+



**508.0220.XX**

	168.7102 (2x) or 168.7002 (2x)	095.H800.00 of-ou-or-oder 095.B500.00
	168.7002.00 (2x) 168.5000.00 (4x)	197.B600.00 of-ou-or-oder 097.0205.00
	168.8712.00 (2x) 160.8750.00 (2x)	197.B600.00 of-ou-or-oder 097.0205.00
	160.8750.-- (2x) or 160.8723.-- (2x)	---

**508.0213.XX**

	168.7101 (2x)	095.H800.00 of-ou-or-oder 095.B500.00
	168.7201.00 (2x) 050.5091.-- (4x)	197.B600.00 of-ou-or-oder 097.0205.00
	168.8711.00 (2x) 160.8750.00 (2x)	197.B600.00 of-ou-or-oder 097.0205.00
	160.8750.-- (2x) or 160.8723.-- (2x)	---

**408.0220.XX**

	168.7102 (2x) or 168.7002 (2x)	095.H800.00 of-ou-or-oder 095.B500.00
	168.7002.00 (2x) 168.5000.00 (4x)	197.B600.00 of-ou-or-oder 097.0205.00
	168.8712.00 (2x) 160.8750.00 (2x)	197.B600.00 of-ou-or-oder 097.0205.00
	160.8750.-- (2x) or 160.8723.-- (2x)	---

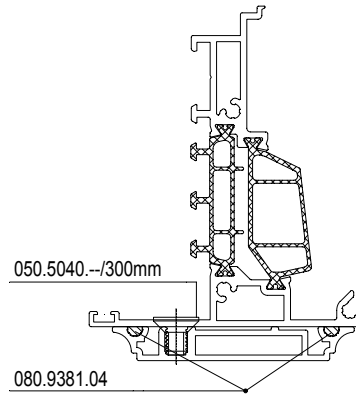
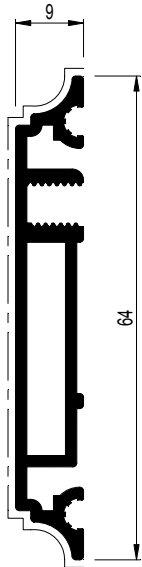
**408.0213.XX**

	168.7101 (2x)	095.H800.00 of-ou-or-oder 095.B500.00
	168.7201.00 (2x) 050.5091.-- (4x)	197.B600.00 of-ou-or-oder 097.0205.00
	168.8711.00 (2x) 160.8750.00 (2x)	197.B600.00 of-ou-or-oder 097.0205.00
	160.8750.-- (2x) or 160.8723.-- (2x)	---



	$\frac{A}{dm^2/m}$	$\frac{P}{dm^2/m}$	$L_m$	$I_x \text{ cm}^4$	$W_x \text{ cm}^3$	ax mm	$I_y \text{ cm}^4$	$W_y \text{ cm}^3$	ay mm	
001.0215.XX	21.25	7.7	7.00	0.202	0.427	4.73	7.098	2.188	32.43	X Y X 0

001.0215.XX

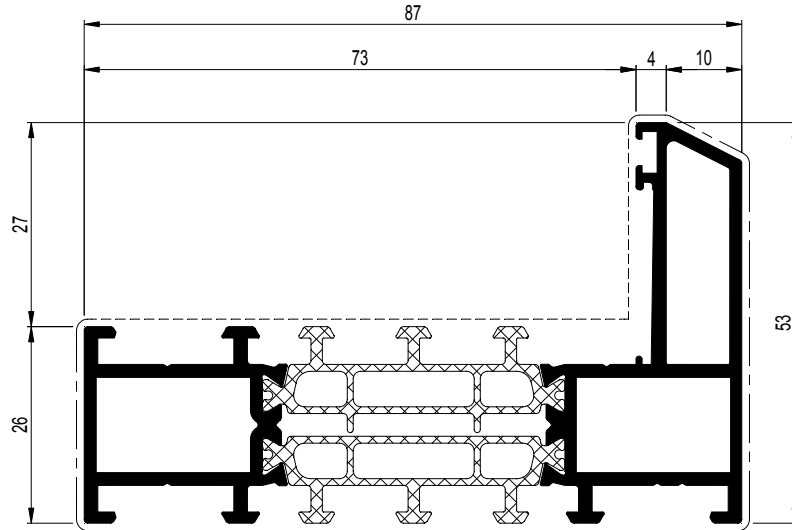


EINDSTUK	069.6702.04
BOUCHON PIECE FINALE	
END PART	+
ENDKAPPE	2 x 069.6648.XX

	$A$ dm <sup>2</sup> /m	$P$ dm <sup>2</sup> /m	$L_m$	$I_x$ cm <sup>4</sup>	$W_x$ cm <sup>3</sup>	$a_x$ mm	$I_y$ cm <sup>4</sup>	$W_y$ cm <sup>3</sup>	$a_y$ mm	
408.0936.XX	30.47	9.0	7.00	29.770	5.825	35.90	9.136	2.675	18.84	
408.0983.XX	31.87	10.4	7.00	33.094	6.587	36.76	13.346	3.552	22.43	
508.0936.XX	30.47	9.0	7.00	29.770	5.825	35.90	9.136	2.675	18.84	
508.0983.XX	31.87	10.4	7.00	33.094	6.587	36.76	13.346	3.552	22.43	

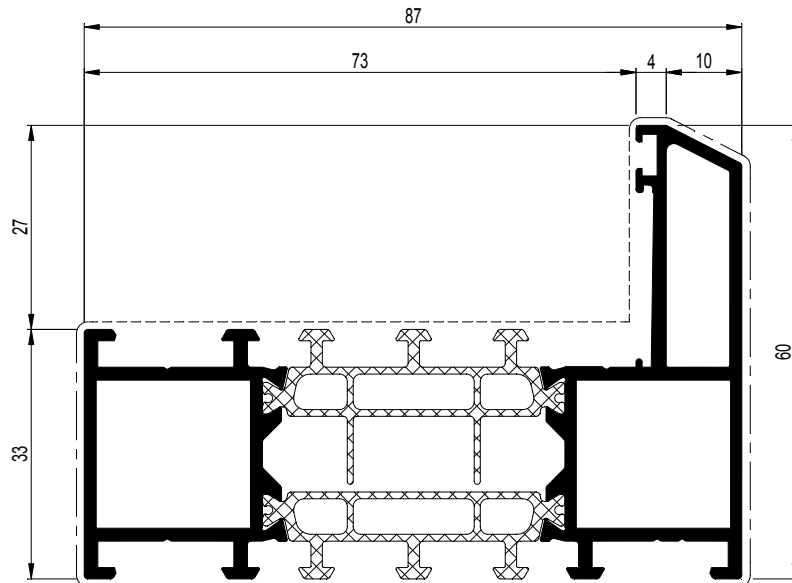
408.0936.XX

508.0936.XX HI+



408.0983.XX

508.0983.XX HI+



**508.0983.XX**

	168.7102 (2x) or 168.7002 (2x)	095.H800.00 of-ou-or-oder 095.B500.00
	168.7002.00 (2x) 168.5000.00 (4x)	197.B600.00 of-ou-or-oder 097.0205.00
	168.8712.00 (2x) 160.8750.00	197.B600.00 of-ou-or-oder 097.0205.00
	160.8750.-- or 160.8723.-- 160.8718.--	---

**508.0936.XX**

	168.7101 (2x)	095.H800.00 of-ou-or-oder 095.B500.00
	168.7201.00 (2x) 050.5091.-- (4x)	197.B600.00 of-ou-or-oder 097.0205.00
	168.8711.00 (2x) 160.8750.00	197.B600.00 of-ou-or-oder 097.0205.00
	160.8750.-- or 160.8723.-- 160.8718.--	---

**408.0983.XX**

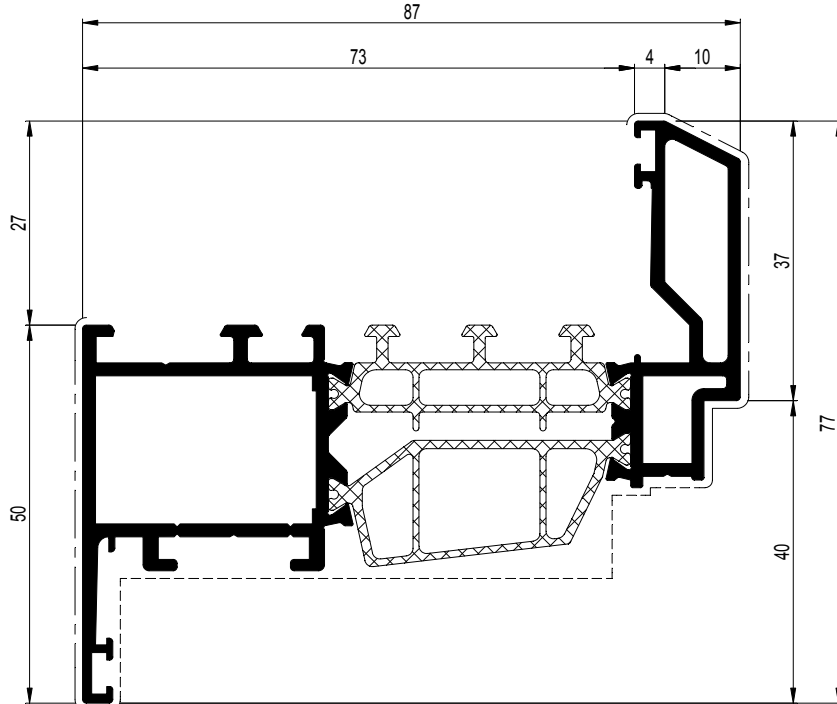
	168.7102 (2x) or 168.7002 (2x)	095.H800.00 of-ou-or-oder 095.B500.00
	168.7002.00 (2x) 168.5000.00 (4x)	197.B600.00 of-ou-or-oder 097.0205.00
	168.8712.00 (2x) 160.8750.00	197.B600.00 of-ou-or-oder 097.0205.00
	160.8750.-- or 160.8723.-- 160.8718.--	---

**408.0936.XX**

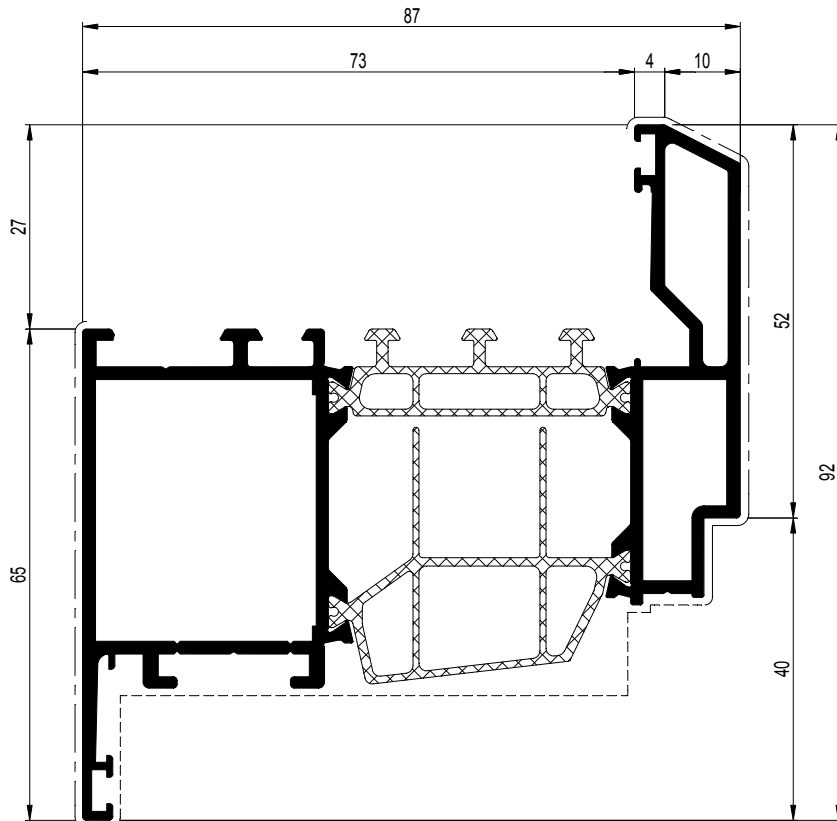
	168.7101 (2x)	095.H800.00 of-ou-or-oder 095.B500.00
	168.7201.00 (2x) 050.5091.-- (4x)	197.B600.00 of-ou-or-oder 097.0205.00
	168.8711.00 (2x) 160.8750.00	197.B600.00 of-ou-or-oder 097.0205.00
	160.8750.-- or 160.8723.-- 160.8718.--	---

	$\frac{A}{dm^2/m}$	$\frac{P}{dm^2/m}$	$L_m$	$I_x \text{ cm}^4$	$W_x \text{ cm}^3$	ax mm	$I_y \text{ cm}^4$	$W_y \text{ cm}^3$	ay mm	
408.0902.XX	36.56	11.3	7.00	35.471	8.079	43.90	15.203	3.850	39.49	
408.0992.XX	39.56	14.3	7.00	42.828	9.673	42.93	29.182	6.153	47.43	
508.0902.XX	36.56	11.3	7.00	35.471	8.079	43.90	15.203	3.850	39.49	
508.0992.XX	39.56	14.3	7.00	42.828	9.673	42.93	29.182	6.153	47.43	

408.0902.XX  
 508.0902.XX HI+



408.0992.XX  
 508.0992.XX HI+



	<b>508.0992.XX</b>	
	168.7112.00	095.H800.00
	168.8112.00 or 168.7012.00 168.8012.00	of-ou-or-oder 095.B500.00
	168.7012.00 168.8012.00	197.B700.00 of-ou-or-oder
	168.5000.00 (2x) 168.5010.-- (2x)	097.0210.00
	160.8750.-- or 160.8723.-- 160.8718.--	---

	<b>508.0902.XX</b>	
	168.7111.00	095.H800.00
	168.8111.00 or 168.7011.00 168.8011.--	of-ou-or-oder 095.B500.00
	168.7011.00 168.8011.--	197.B700.00 of-ou-or-oder
	168.5000.00 (2x)	097.0210.00
	160.8750.-- or 160.8723.-- 160.8718.--	---

	<b>408.0992.XX</b>	
	168.7112.00	095.H800.00
	168.8112.00 or 168.7012.00 168.8012.00	of-ou-or-oder 095.B500.00
	168.7012.00 168.8012.00	197.B700.00 of-ou-or-oder
	168.5000.00 (2x) 168.5010.-- (2x)	097.0210.00
	160.8750.-- or 160.8723.-- 160.8718.--	---



	<b>408.0902.XX</b>	
	168.7111.00	095.H800.00
	168.8111.00 or 168.7011.00 168.8011.--	of-ou-or-oder 095.B500.00
	168.7011.00 168.8011.--	197.B700.00 of-ou-or-oder
	168.5000.00 (2x)	097.0210.00
	160.8750.-- or 160.8723.-- 160.8718.--	---

# MASTERLINE 8

Deco

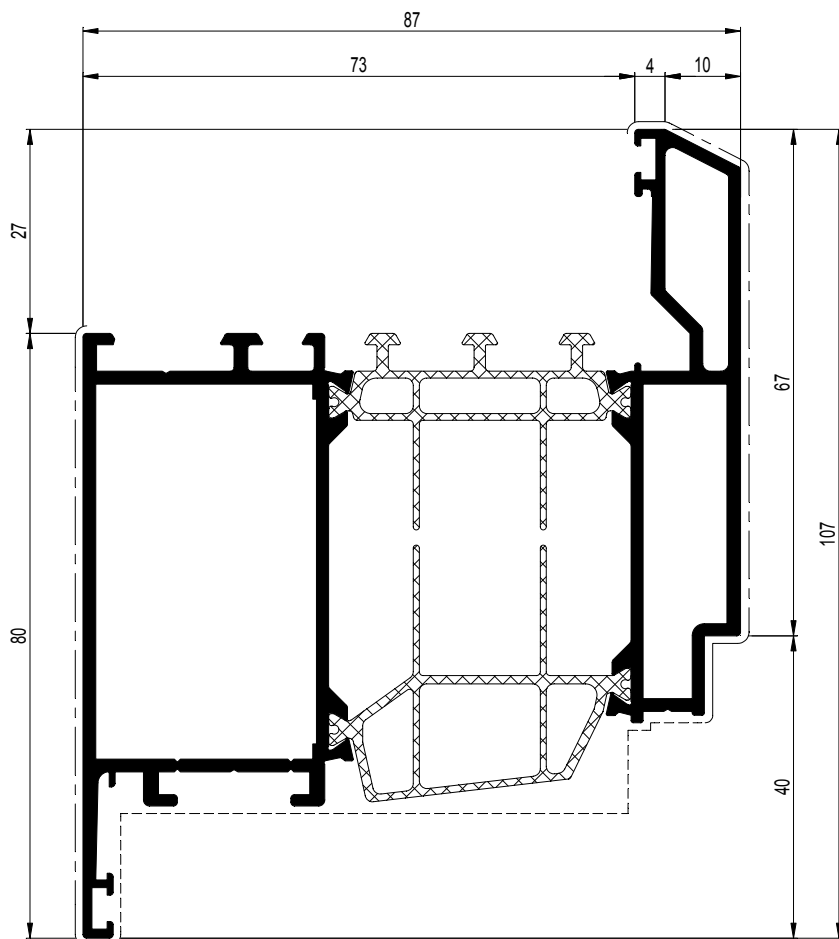
VLEUGEL RAAM NAAR BINNENDRAAIEND  
 OUVRANT FENETRE OUVRANT VERS L'INTERIEUR  
 VENT WINDOW INWARD OPENING  
 FLUEGEL FENSTER NACH INNEN OEFFNEND













	$\frac{A}{dm^2/m}$	$\frac{P}{dm^2/m}$	$\leftarrow L_m$	$I_x \text{ cm}^4$	$W_x \text{ cm}^3$	ax mm	$I_y \text{ cm}^4$	$W_y \text{ cm}^3$	ay mm	
408.0912.XX	42.56	17.3	7.00	49.980	11.144	42.36	50.395	9.121	55.26	
508.0912.XX	42.56	17.3	7.00	49.980	11.144	42.36	50.395	9.121	55.26	

408.0912.XX

508.0912.XX HI+

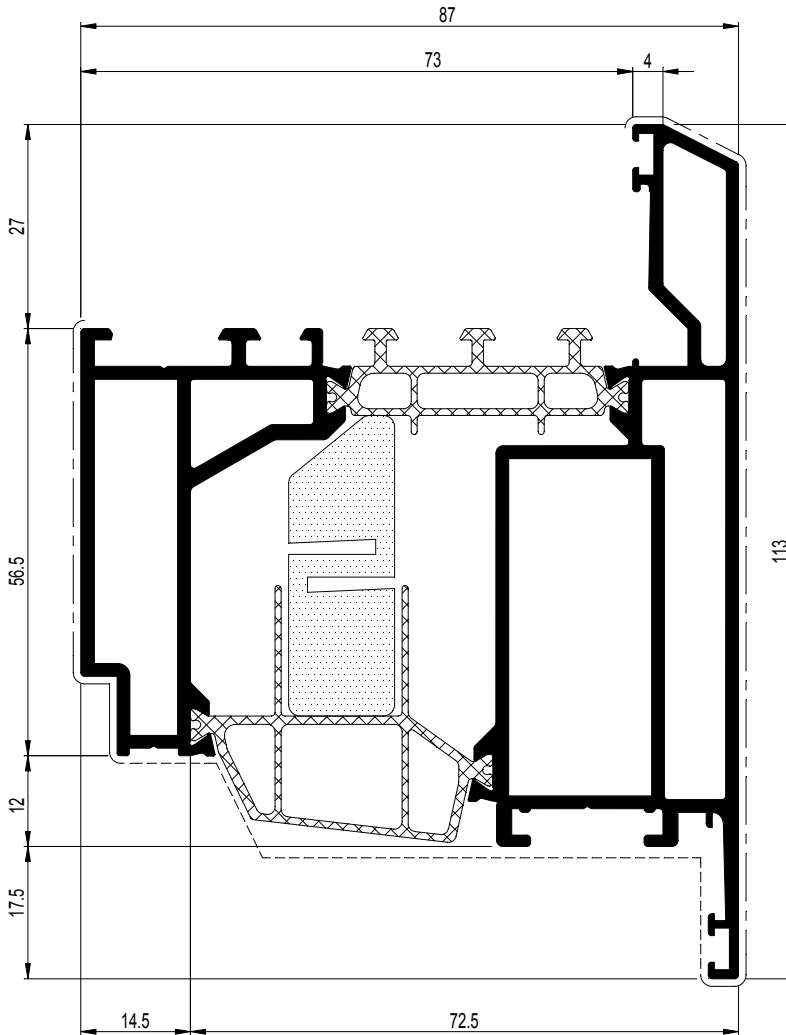


	<b>408.0912.XX</b>	
	168.7113.00	095.H800.00 of-ou-or-oder
	168.8113.00	095.B500.00
	168.7213.00	197.B700.00
	168.8213.00	of-ou-or-oder
	050.5091.-- (2x)	097.0210.00
	168.5010.-- (2x)	
	160.8750.-- or	---
	160.8723.--	
	160.8718.--	

	<b>508.0912.XX</b>	
	168.7113.00	095.H800.00 of-ou-or-oder
	168.8113.00	095.B500.00
	168.7213.00	197.B700.00
	168.8213.00	of-ou-or-oder
	050.5091.-- (2x)	097.0210.00
	168.5010.-- (2x)	
	160.8750.-- or	---
	160.8723.--	
	160.8718.--	

	$\frac{A}{dm^2/m}$	$\frac{P}{dm^2/m}$	$\leftarrow L_m \rightarrow$	$I_x \text{ cm}^4$	$W_x \text{ cm}^3$	ax mm	$I_y \text{ cm}^4$	$W_y \text{ cm}^3$	ay mm	
408.0951.XX	43.78	18.9	7.00	57.202	10.974	35.08	65.386	11.209	58.33	
4F8.0951.XX	43.78	18.9	7.00	57.202	10.974	35.08	65.386	11.209	58.33	
508.0951.XX	43.78	18.9	7.00	57.202	10.974	35.08	65.386	11.209	58.33	
5F8.0951.XX	43.78	18.9	7.00	57.202	10.974	35.08	65.386	11.209	58.33	

408.0951.XX  
 4F8.0951.XX FOAM INCLUDED  
 508.0951.XX HI+  
 5F8.0951.XX HI+ FOAM INCLUDED

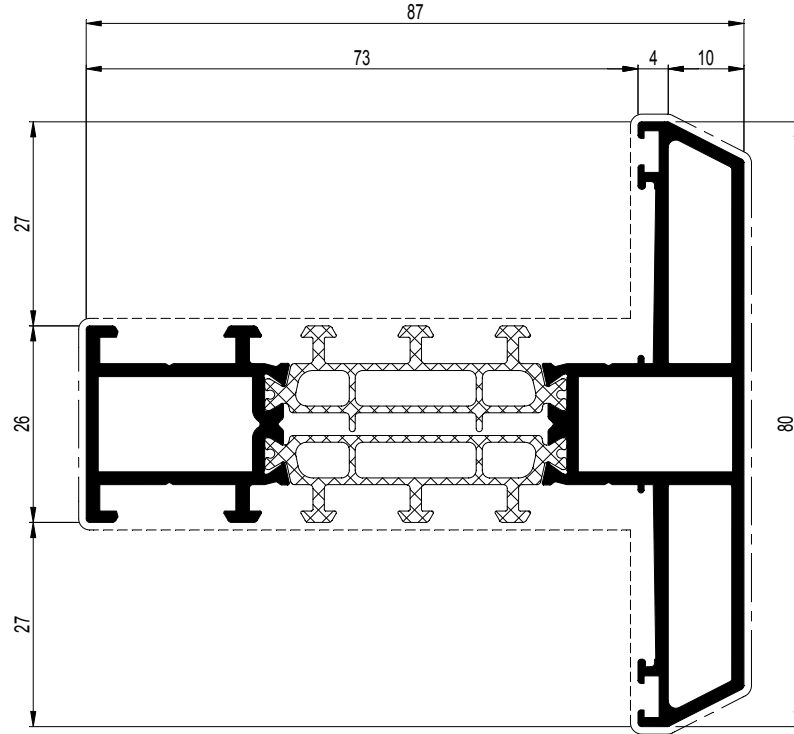


	<b>408.0951.XX</b>		<b>4F8.0951.XX</b>		<b>508.0951.XX</b>		<b>5F8.0951.XX</b>
	168.7151.00	095.H800.00 of-ou-or-oder		168.7151.00	095.H800.00 of-ou-or-oder		168.7151.00
	168.8151.00	095.B500.00		168.8151.00	095.B500.00		168.8151.00
	168.7251.00 168.8251.00	097.0210.00		168.7251.00 168.8251.00	097.0210.00		168.7251.00 168.8251.00
	168.5000.00 (2x) 168.5010.-- (2x)	097.0210.00		168.5000.00 (2x) 168.5010.-- (2x)	097.0210.00		168.5000.00 (2x) 168.5010.-- (2x)
	160.8750.-- (2x) or 160.8723.-- (2x) 160.8718.--	---		160.8750.-- (2x) or 160.8723.-- (2x) 160.8718.--	---		160.8750.-- (2x) or 160.8723.-- (2x) 160.8718.--
	187.0051.07 (7x)	---		187.0051.07 (7x)	---		187.0051.07 (7x)

	$\frac{A}{dm^2/m}$	$\frac{P}{dm^2/m}$	$\leftarrow L_m$	$I_x \text{ cm}^4$	$W_x \text{ cm}^3$	ax mm	$I_y \text{ cm}^4$	$W_y \text{ cm}^3$	ay mm	
408.0913.XX	35.24	12.7	7.00	34.220	6.085	30.76	19.259	4.815	40.00	
408.0920.XX	36.64	14.1	7.00	37.880	6.875	31.91	25.771	5.924	43.50	
508.0913.XX	35.24	12.7	7.00	34.220	6.085	30.76	19.259	4.815	40.00	
508.0920.XX	36.64	14.1	7.00	37.880	6.875	31.91	25.771	5.924	43.50	

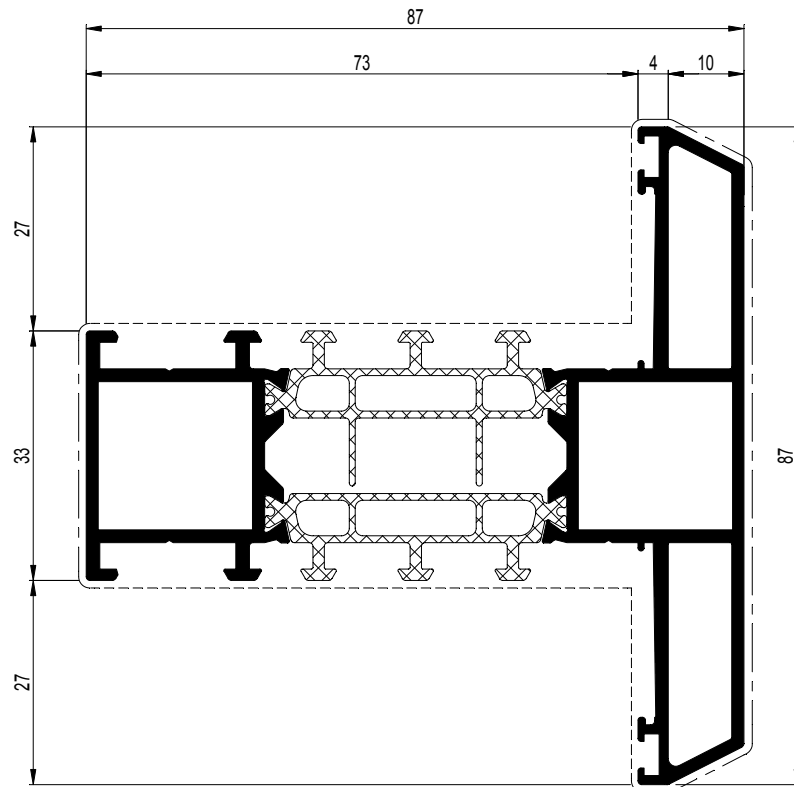
408.0913.XX

508.0913.XX HI+



408.0920.XX

508.0920.XX HI+



**508.0920.XX**

	168.7102 (2x) or 168.7002 (2x)	095.H800.00 of-ou-or-oder 095.B500.00
	168.7002.00 (2x) 168.5000.00 (4x)	197.B600.00 of-ou-or-oder 097.0205.00
	168.8712.00 (2x) 160.8750.00 (2x)	197.B600.00 of-ou-or-oder 097.0205.00
	160.8750.-- (2x) or 160.8723.-- (2x)	---

**508.0913.XX**

	168.7101 (2x)	095.H800.00 of-ou-or-oder 095.B500.00
	168.7201.00 (2x) 050.5091.-- (4x)	197.B600.00 of-ou-or-oder 097.0205.00
	168.8711.00 (2x) 160.8750.00 (2x)	197.B600.00 of-ou-or-oder 097.0205.00
	160.8750.-- (2x) or 160.8723.-- (2x)	---

**408.0920.XX**

	168.7102 (2x) or 168.7002 (2x)	095.H800.00 of-ou-or-oder 095.B500.00
	168.7002.00 (2x) 168.5000.00 (4x)	197.B600.00 of-ou-or-oder 097.0205.00
	168.8712.00 (2x) 160.8750.00 (2x)	197.B600.00 of-ou-or-oder 097.0205.00
	160.8750.-- (2x) or 160.8723.-- (2x)	---

**408.0913.XX**

	168.7101 (2x)	095.H800.00 of-ou-or-oder 095.B500.00
	168.7201.00 (2x) 050.5091.-- (4x)	197.B600.00 of-ou-or-oder 097.0205.00
	168.8711.00 (2x) 160.8750.00 (2x)	197.B600.00 of-ou-or-oder 097.0205.00
	160.8750.-- (2x) or 160.8723.-- (2x)	---

# MASTERLINE 8

Renaissance Deco

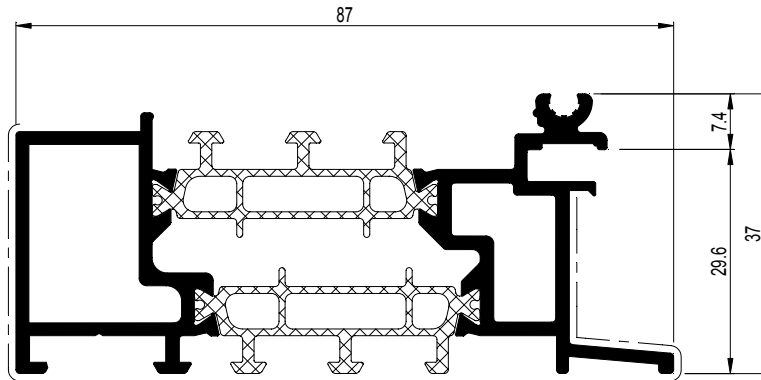
ONDERDORPEL Re - De  
 SEUIL Re - De  
 SILL Re - De  
 BASISPROFIL Re - De



	$\frac{A}{dm^2/m}$	$\frac{P}{dm^2/m}$	$L_m$	$I_x \text{ cm}^4$	$W_x \text{ cm}^3$	ax mm	$I_y \text{ cm}^4$	$W_y \text{ cm}^3$	ay mm	
408.0245.XX	27.13	6.9	7.00	22.701	4.972	45.65	5.046	2.486	17.02	
408.0246.XX	24.08	3.7	7.00	13.829	3.035	37.15	4.216	2.245	18.78	
508.0245.XX	27.13	7.1	7.00	22.701	4.972	45.65	5.046	2.486	17.02	
508.0246.XX	24.08	8.0	7.00	13.829	3.035	37.15	4.216	2.245	18.78	

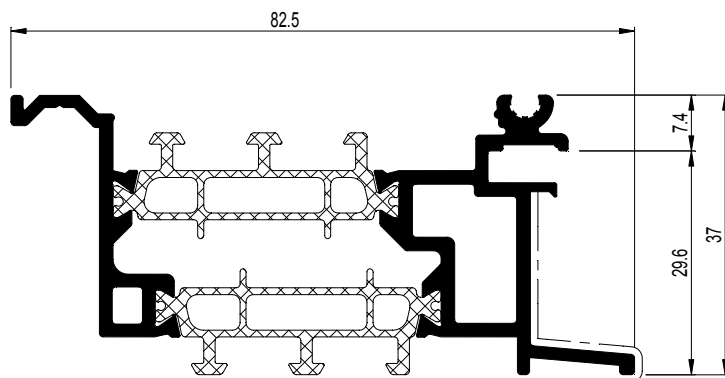
408.0245.XX

508.0245.XX HI+



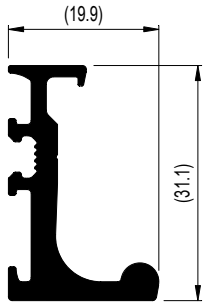
408.0246.XX

508.0246.XX HI+

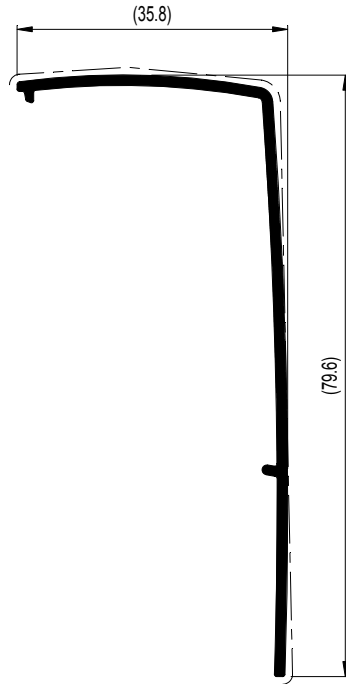


	$\frac{A}{dm^2/m}$	$\frac{P}{dm^2/m}$	$L_m$	$I_x \text{ cm}^4$	$W_x \text{ cm}^3$	ax mm	$I_y \text{ cm}^4$	$W_y \text{ cm}^3$	ay mm	
030.0450.AN	13.76	-	6.07	1.849	0.950	11.65	0.427	0.324	6.71	
030.0451.XX	22.77	11.4	5.22	10.707	2.126	50.37	1.602	0.554	28.95	
030.0452.17	16.04	-	6.07	0.467	0.470	9.94	1.225	0.811	12.05	
030.0453.SY	4.75	-	6.08	0.075	0.089	8.51	0.002	0.008	2.56	
030.0454.XX	19.47	6.1	5.22	0.843	0.396	12.62	1.789	1.061	15.84	
030.0460.--	-	-	3.60	0.049	0.098	5.00	0.049	0.098	5.00	

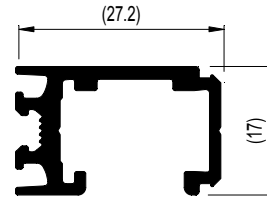
030.0450.AN



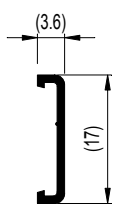
030.0451.XX



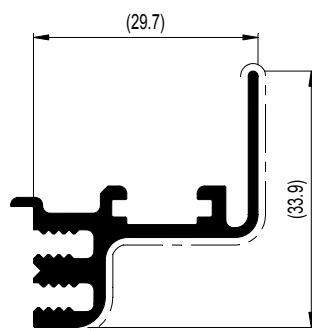
030.0452.17



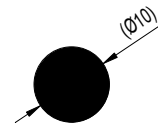
030.0453.SY



030.0454.XX



030.0460.--





# MASTERLINE 8

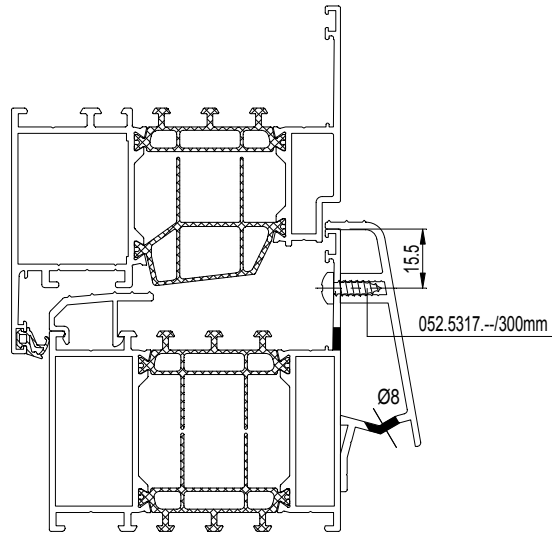
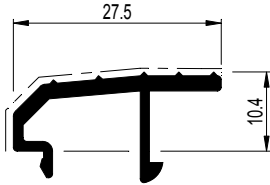
Functional

FRONT SLIDE - HULPPROFIELEN  
 FRONT SLIDE - PROFILS DE RACCORDEMENT  
 FRONT SLIDE - ADDITIONAL PROFILES  
 FRONT SLIDE - ZUSATZPROFILE

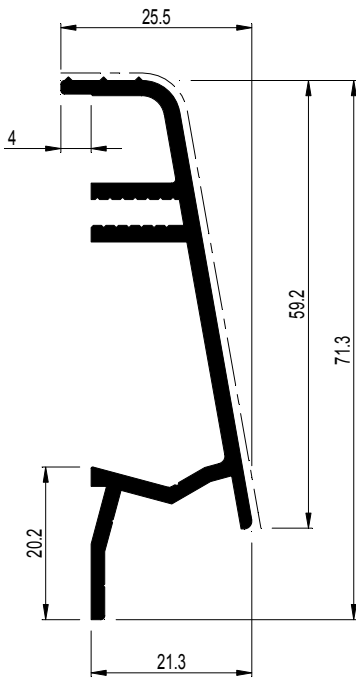


	$\frac{A}{dm^2/m}$	$\frac{P}{dm^2/m}$	$L_m$	$I_x \text{ cm}^4$	$W_x \text{ cm}^3$	ax mm	$I_y \text{ cm}^4$	$W_y \text{ cm}^3$	ay mm	
030.3876.XX	10.81	2.2	7.00	0.559	0.372	12.48	0.147	0.152	9.04	
030.3877.XX	27.19	7.2	7.00	11.722	2.981	39.32	1.086	0.799	13.59	

030.3876.XX



030.3877.XX



# MASTERLINE 8

Functional

FRONT SLIDE - HULPPROFIELEN  
FRONT SLIDE - PROFILS DE RACCORDEMENT  
FRONT SLIDE - ADDITIONAL PROFILES  
FRONT SLIDE - ZUSATZPROFILE



C

**E**

**R**  
**REYNAERS**  
aluminium

**Werktekeningen**  
**Coupes et débits**  
**Work drawings**  
**Werkzeichnungen**



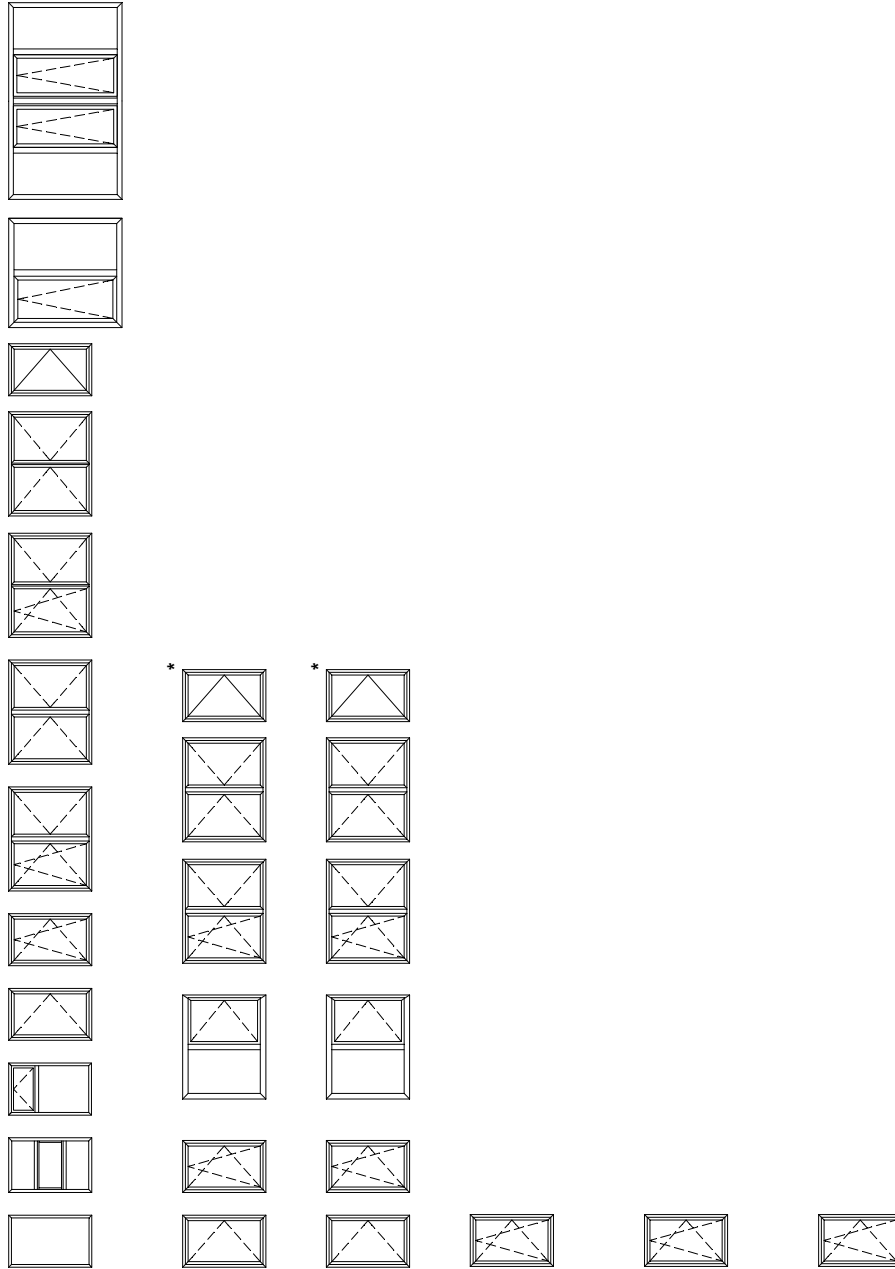
# MASTERLINE 8

General

OVERZICHT RAMEN - DEUREN  
APERCU FENETRES - PORTES  
OVERVIEW WINDOWS - DOORS  
UEBERSICHT FENSTER - TUEREN



E



E

"HI"-VERSION SHOWING IN ALL E-PAGES

WI HI Fu

HI Re

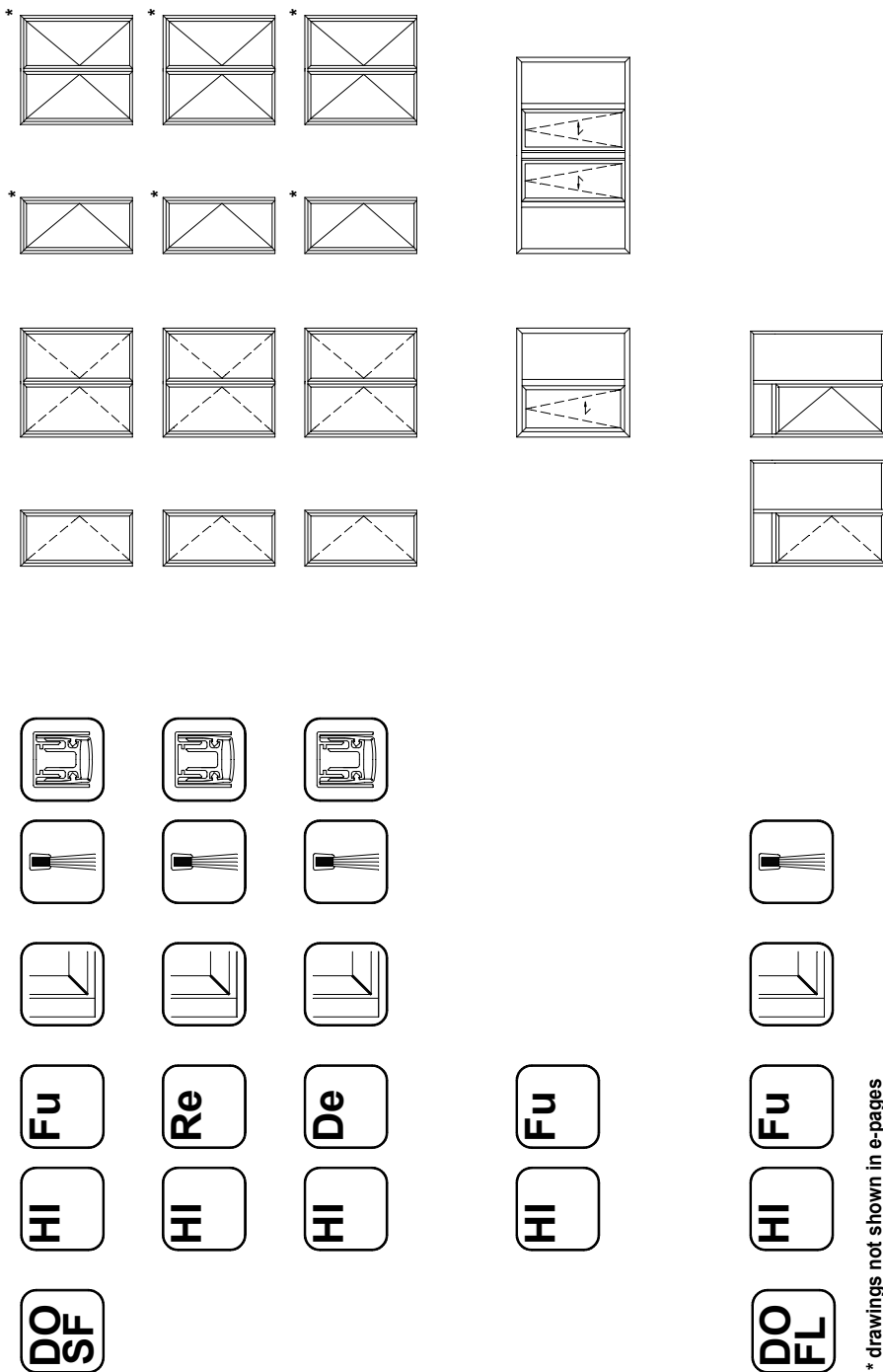
HI De

RC<sub>2</sub> RC<sub>3</sub>

WI HI ST

WI HI HI+

\* drawings not shown in e-pages



\* drawings not shown in e-pages

**SECTION NAMES**

- WI = WINDOW
- DO = STEPPED FACE DOOR
- DO = FLUSH DOOR
- ST = STANDARD
- HI = HIGH INSULATION
- HI+ = HIGH INSULATION PLUS
- Fu = FUNCTIONAL
- Re = RENAISSANCE
- De = DECO
- RC = RESISTANT CLASS 2
- RC = RESISTANT CLASS 3
- WFI = WINDOW FIXED
- WFA = WINDOW FANLIGHT
- WTS = WINDOW TURN AND TILT / SIDEHUNG
- WTS+ = WINDOW TURN AND TILT / SIDEHUNG HI+
- WDI = WINDOW DOUBLE CASEMENT INWARD OPENING
- WSO = WINDOW SIDEHUNG OUTWARD OPENING > HINGES OR FRICTION STAYS
- WDO = WINDOW DOUBLE CASEMENT OUTWARD OPENING
- WTO = WINDOW TOPHUNG OUTWARD OPENING > HINGES OR FRICTION STAYS
- DSI = DOOR SINGLE INWARD OPENING
- DSI+ = DOOR SINGLE INWARD OPENING HI+
- DDI = DOOR DOUBLE INWARD OPENING
- DSO = DOOR SINGLE OUTWARD OPENING
- DDO = DOOR DOUBLE OUTWARD OPENING
- DCO = DOOR COMBINED OUTWARD OPENING
- DSOF = DOOR SINGLE OUTWARD OPENING WITH FANLIGHT
- DFSI = DOOR FINGER PROTECTION SINGLE INWARD OPENING
- DFSO = DOOR FINGER PROTECTION SINGLE OUTWARD OPENING
- DFSIH = DOOR FINGER PROTECTION SINGLE INWARD OPENING HID
- DSIH = DOOR SINGLE INWARD OPENING HID
- DDIH = DOOR DOUBLE INWARD OPENING HID
- DBSI = DOOR BALCONY SINGLE INWARD OPENING
- WDSI = WINDOW DOOR SINGLE INWARD OPENING
- WDDI = WINDOW DOOR DOUBLE INWARD OPENING
- FSS = FRONT SLIDE SINGLE
- FSD = FRONT SLIDE DOUBLE
- PDI = PANEL DOOR INWARD OPENING
- PDO = PANEL DOOR OUTWARD OPENING

		#
168.7002.00		4
168.8002.00		4
160.8750.--		4
169.8748.04		19H.F. ...
069.6831.XX		19H.F. ...
180.9630.07		(2xB) + (2xH)
080.9125.04		(2xb) + (2xh)
180.9204.04		(2xb) + (2xh)

		#	
408.0183.XX		2	B
030.3610.XX		2	H
		2	B - 66
		2	H - 116

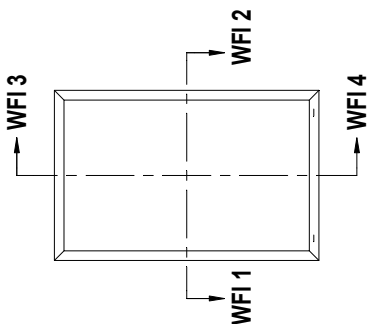


b = B - 82

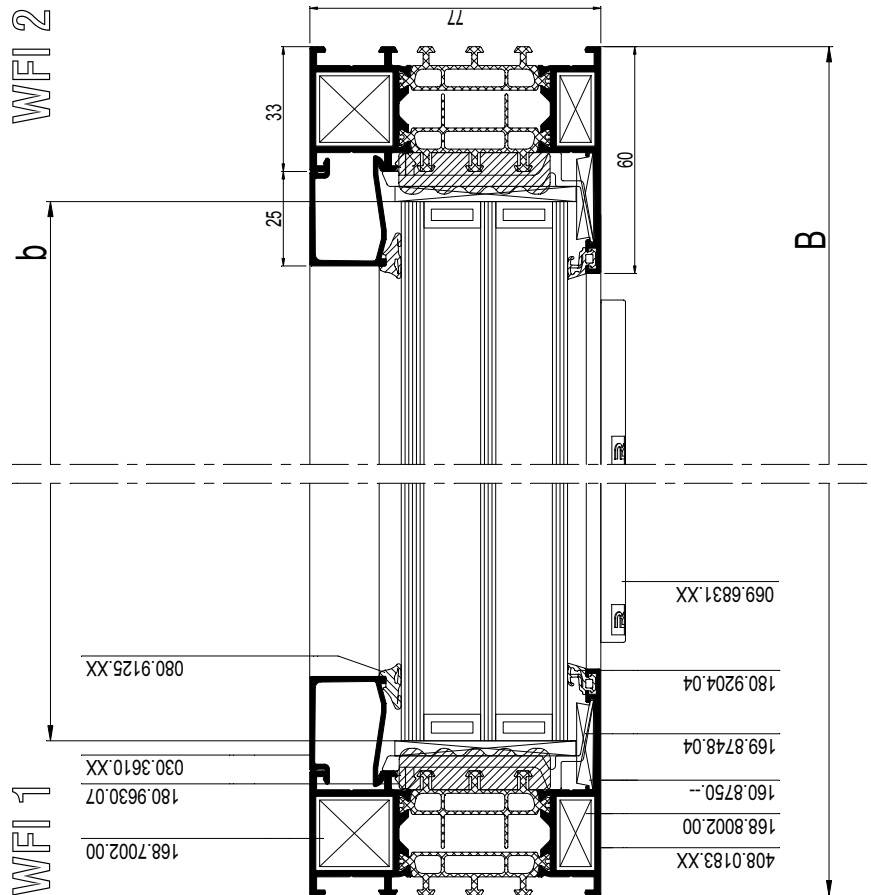
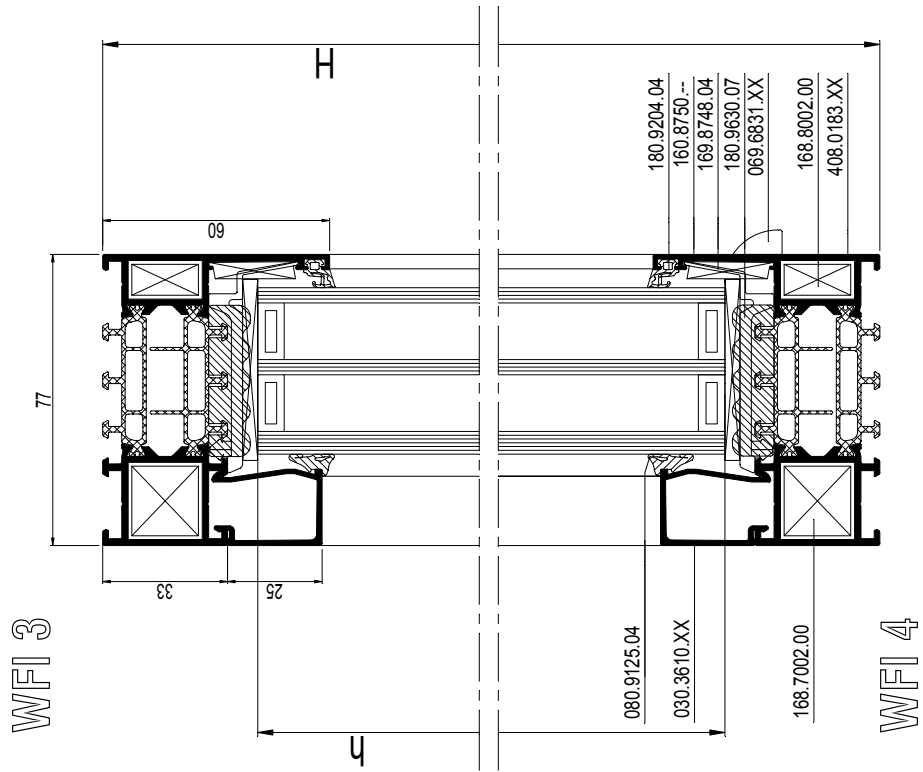
h = H - 82

RAAMBESLAG > ZIE "OPENING WINDOWS"  
ACCESSOIRES FENETRES > VOIRE "OPENING WINDOWS"  
WINDOW GEAR > SEE "OPENING WINDOWS"  
FENSTERBESCHLAG > SIEHE "OPENING WINDOWS"

ZIE BEGLAZINGSTABEL  
VOIR TABLEAU DE VITRAGE  
SEE GLAZING TABLE  
ZIE BEGLAZINGSTABEL







			#
	168.7002.00		4
	168.8002.00		4
	160.8750.--		12
	168.8712.00		4
	168.5000.00		8
	169.8748.04		19H. F. ...
	069.6831.XX		19H. F. ...
	180.9630.07		2x (B - 66) 2x (H1 - 99.5) 2x (H3 - 99.5)
	080.9125.SY		(4xb1)+(2xh1) + (2xh3)
	180.9204.04		(4xb1) + (2xh1) + (2xh3)
	080.9126.SY		(2xb2) + (2xh2) (2xb2) + (2xh2)
	080.9381.04		H2x2

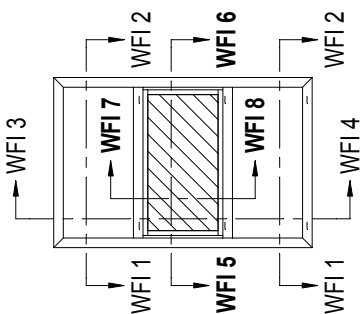
			#	↳
	408.0183.XX		2	B
	408.3001.XX		2	H
	408.0443.XX		2	H2 - 33
	030.3610.XX		2	B - 66
	030.3606.XX		2	B - 66
			2	H1 - 99.5
			1	H3 - 99.5
			2	B - 138
			2	H2 - 83

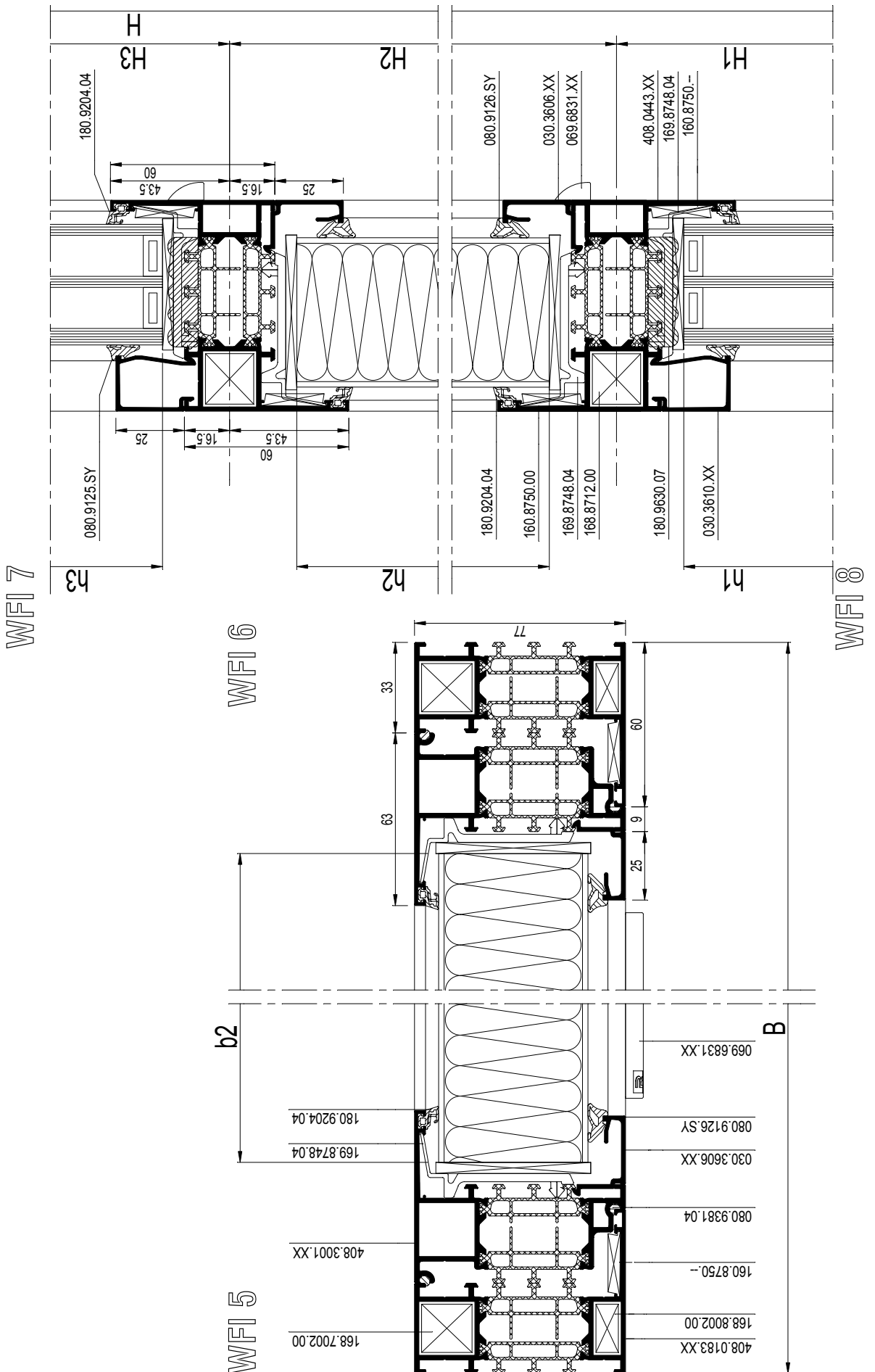


b1 = B - 82  
h1 = H1 - 65.5  
b2 = B - 154  
h2 = H2 - 49  
h3 = H3 - 65.5



RAAMBESLAG > ZIE "OPENING WINDOWS"  
ACCESSOIRES FENETRES > VOIRE "OPENING WINDOWS"  
WINDOW GEAR > SEE "OPENING WINDOWS"  
FENSTERBESCHLAG > SIEHE "OPENING WINDOWS"





schaal - échelle  
scale - Maßstab  
1/2

		#
168.7002.00		4
168.8002.00		4
168.7012.00		4
168.8012.00		4
160.8750.--		12
160.8718.--		4
168.8712.00		2
168.5000.00		4
169.8748.04		19H.F. ...
069.6831.XX		19H.F. ...
180.9204.04		(2xB) + (2xH1) (2xb1) + (2xh1) (2xb2) + (2xh2)
180.9698.04		(2xB) + (2xH2)
180.9498.04		2
180.9630.07		B - 184 2x (H2 - 167.5) B - 66 2x (H1 - 49.5)
080.9125.04		(2xb) + (2xh)

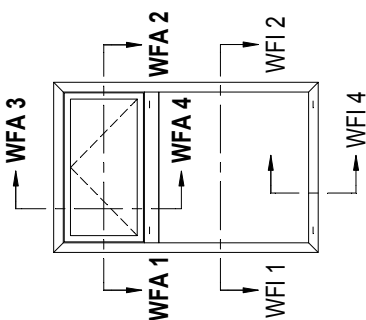
RAAMBESLAG > ZIE "OPENING WINDOWS"  
 ACCESSOIRES FENETRES > VOIRE "OPENING WINDOWS"  
 WINDOW GEAR > SEE "OPENING WINDOWS"  
 FENSTERBESCHLAG > SIEHE "OPENING WINDOWS"

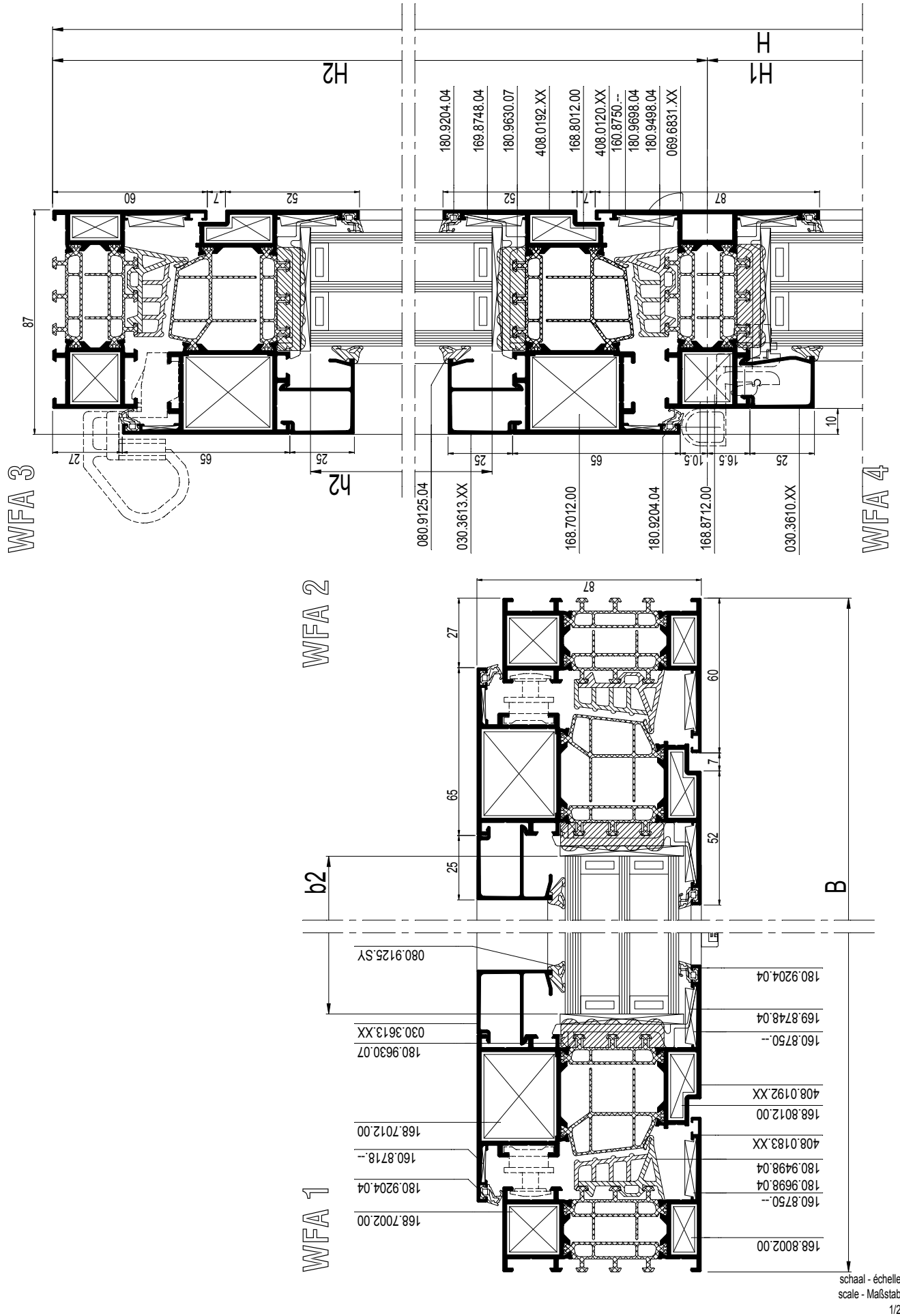
		#	
408.0183.XX		2	B
408.0192.XX		2	H
408.0120.XX		2	B - 54 H2 - 37.5
030.3613.XX		1	B - 66
030.3610.XX		2	B - 184
		2	H2 - 217.5
		2	B - 66
		2	H1 - 99.5



b1 = B - 82
h1 = H1 - 65.5
b2 = B - 200
h2 = H2 - 183.5

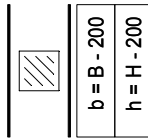
ZIE BEGLAZINGSTABEL  
 VOIR TABLEAU DE VITRAGE  
 SEE GLAZING TABLE  
 ZIE BEGLAZINGSTABEL



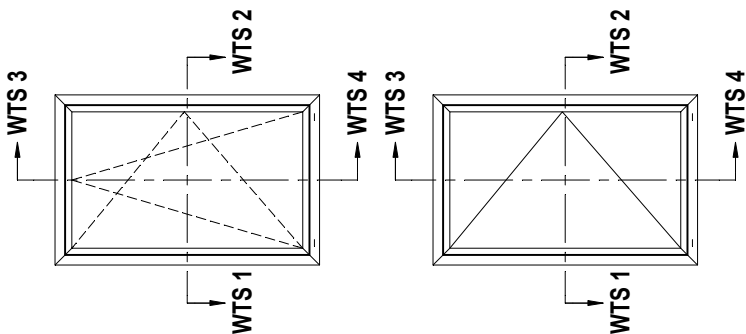


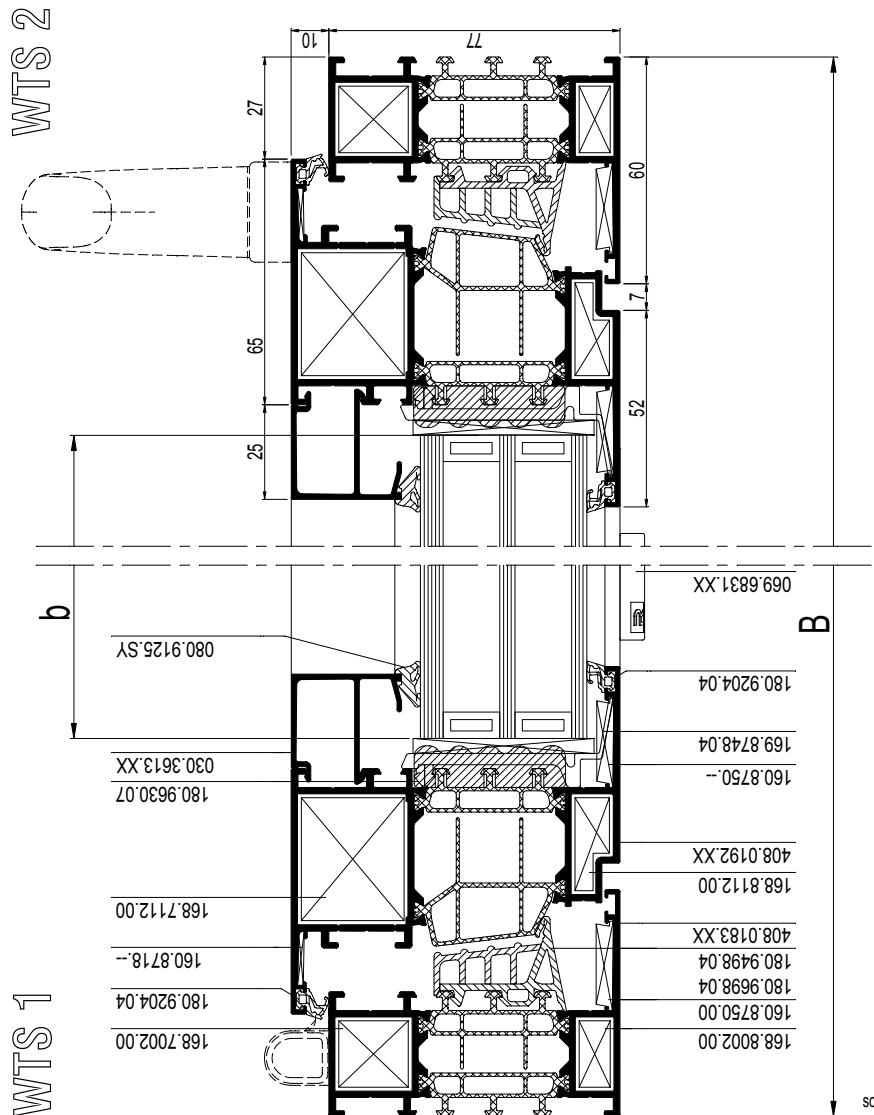
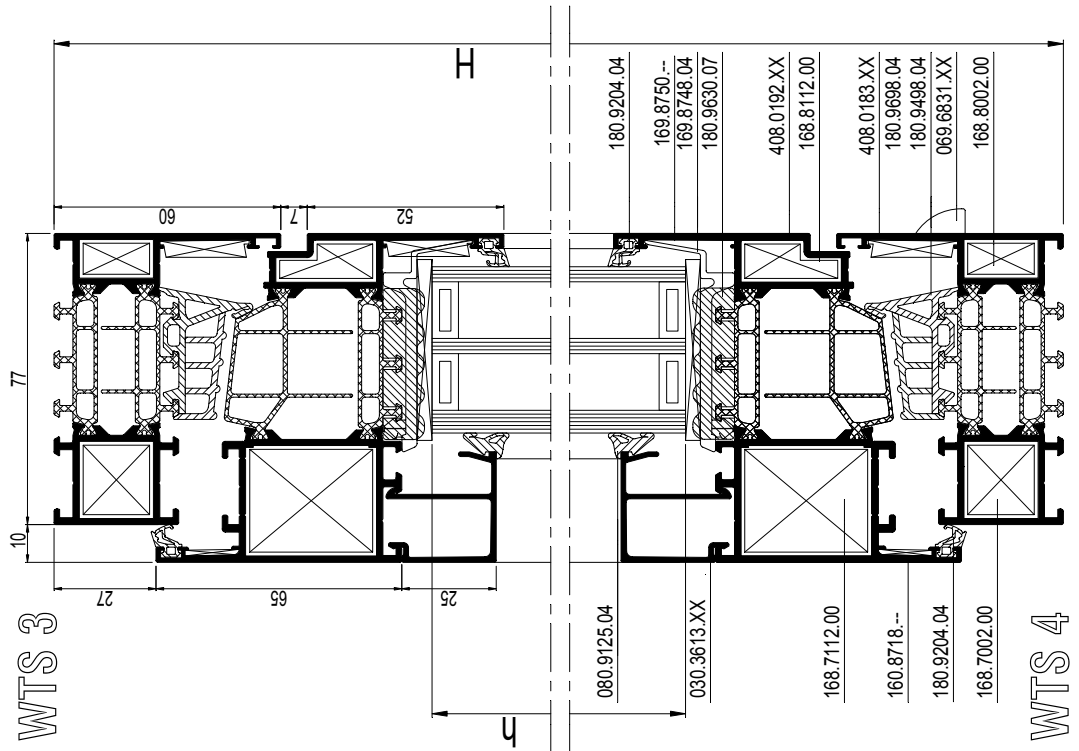
			#
	168.7002.00		4
	168.8002.00		4
	168.7112.00		4
	168.8112.00		4
	160.8750.--		8
	160.8718.--		4
	169.8748.04		19H.F. ...
	069.6831.XX		19H.F. ...
	180.9204.04		(2xB) + (2xH) (2xb) + (2xh)
	180.9698.04		(2xB) + (2xH)
	180.9498.04		4
	180.9630.07		(2xB) + (2xH)
	080.9125.04		(2xb) + (2xh)

			#	Ln
	408.0183.XX		2	B
	408.0192.XX		2	H
	030.3613.XX		2	B - 54 H - 54
			2	B - 184 H - 234

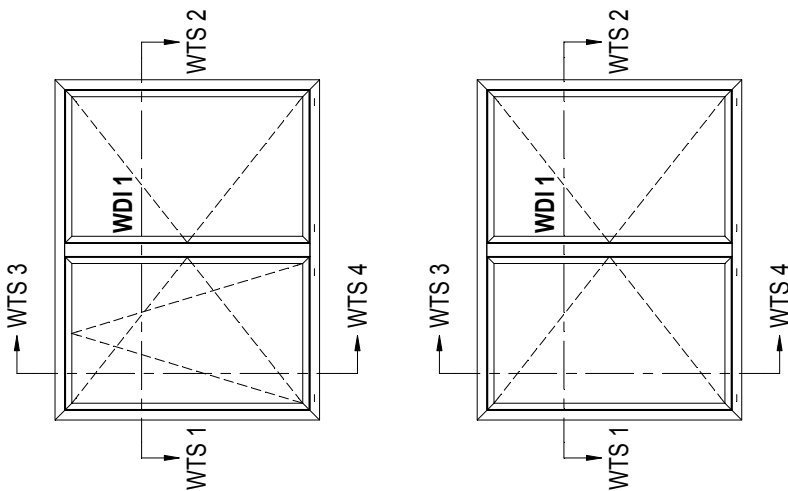


RAAMBESLAG > ZIE "OPENING WINDOWS"  
ACCESSOIRES FENETRES > VOIRE "OPENING WINDOWS"  
WINDOW GEAR > SEE "OPENING WINDOWS"  
FENSTERBESCHLAG > SIEHE "OPENING WINDOWS"



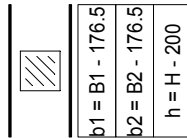


schaal - échelle  
scale - Maßstab  
1/2



Icon	Code	Icon	#
	168.7002.00		4
	168.8002.00		4
	168.7112.00		8
	168.8112.00		8
	160.8750.--		12
	160.8718.--		8
	169.8748.04		19H.F. ...
	069.6831.XX		19H.F. ...
	169.6897.SY		1
	052.5318.--		2
	052.5327.--		2
	052.5318.--		2/300 mm
	180.9204.04		(2xB) + (3xH)
			(2xb1) + (2xt)
			(2xb2) + (2xt)
	180.9698.04		(2xB)+(3xH)
	180.9498.04		4
	180.9630.07		2x (B1 - 160.5)
			2x (B2 - 160.5)
			4x (H - 184)
	080.9125.04		(2xb1) + (2xt)
			(2xb2) + (2xt)
	069.9381.04		1xH
	080.9631.07		1xH

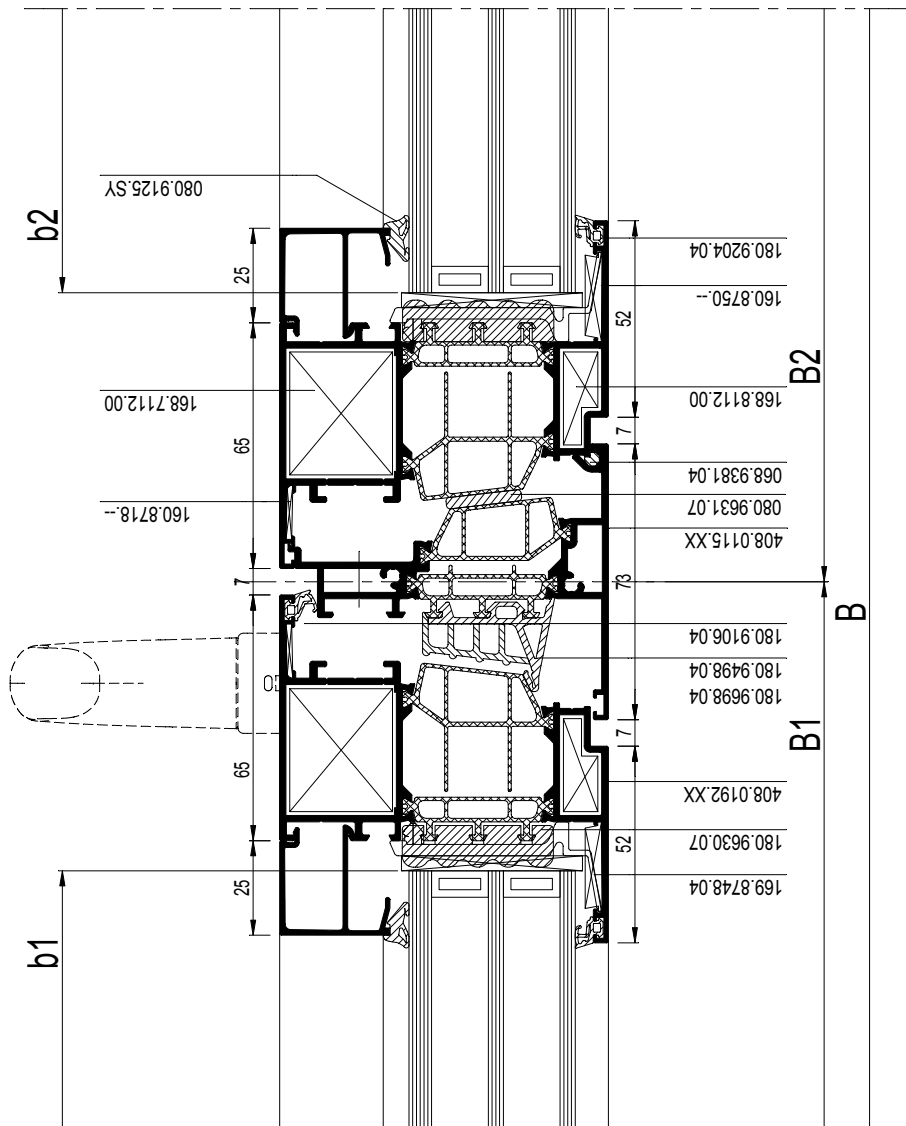
Icon	Code	Icon	#	Ln
	408.0183.XX		2	B
			2	H
	408.0192.XX		2	B1 - 30.5
			2	B2 - 30.5
			4	H - 54
	408.0115.XX		1	H - 138
			2	B1 - 160.5
	030.3613.XX		2	B2 - 160.5
			4	H - 234



RAAMBESLAG > ZIE "OPENING WINDOWS"  
ACCESSOIRES FENETRES > VOIRE "OPENING WINDOWS"  
WINDOW GEAR > SEE "OPENING WINDOWS"  
FENSTERBESCHLAG > SIEHE "OPENING WINDOWS"



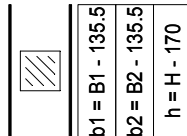
WDI 1



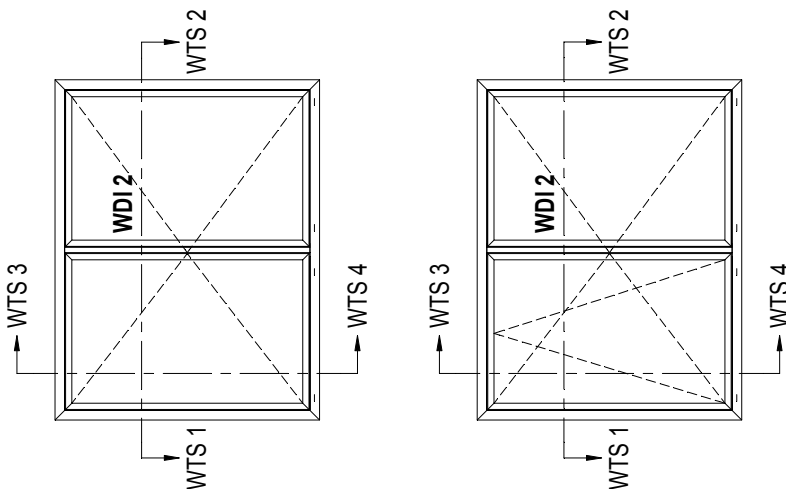
schaal - échelle  
scale - Maßstab  
1/2

					#
	168.7002.00				4
	168.8002.00				4
	168.7011.00				4
	168.8011.00				4
	160.8750.--				12
	160.8718.--				6
	169.8748.04				19H.F. ...
	069.6831.XX				19H.F. ...
	169.6105.SY				1
	052.5311.--				2
	052.5339.--				2
	180.9204.04				(2xB) + (3xH) (2xb1) + (2xh) (2xb2) + (2xh)
	180.9698.04				(2xB) + (3xH)
	180.9498.04				4
	180.9630.07				2x (B1 - 119.5) 2x (B2 - 119.5) 4x (H - 154)
	080.9125.04				(2xb1) + (2xh) (2xb2) + (2xh)

					#	Ln
	408.0183.XX				2	B
	408.0102.XX				2	H
	408.0105.XX				2	B1 - 19.5
	408.0105.XX				2	B2 - 19.5
	408.0105.XX				3	H - 54
	408.0105.XX				1	H - 101.4
	030.3613.XX				2	B1 - 119.5
	030.3613.XX				2	B2 - 119.5
	030.3613.XX				4	H - 204



RAAMBESLAG > ZIE "OPENING WINDOWS"  
ACCESSOIRES FENETRES > VOIRE "OPENING WINDOWS"  
WINDOW GEAR > SEE "OPENING WINDOWS"  
FENSTERBESCHLAG > SIEHE "OPENING WINDOWS"





			#
	168.7002.00		4
	168.8002.00		4
	168.7151.00		4
	168.8151.00		4
	160.8750.--		8
	160.8718.--		4
	169.8748.04		19H.F. ...
	069.6831.XX		19H.F. ...
	180.9204.04		(2xB) + (3xH) (2xb1) + (2xh) (2xb2) + (2xh)
	180.9698.04		(2xB) + (2xH)
	180.9498.04		4
	180.9630.07		(2xB) + (2xH)
	080.9125.04		(2xb) + (2xh)

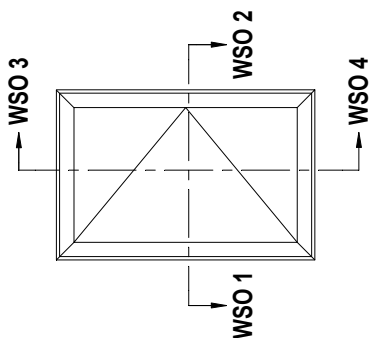
			#	↳
	408.0183.XX		2	B
	4F8.0051.XX		2	H
	030.3613.XX		2	B - 54 H - 54
	004.3846.XX		2	B - 226 H - 276
			1	B



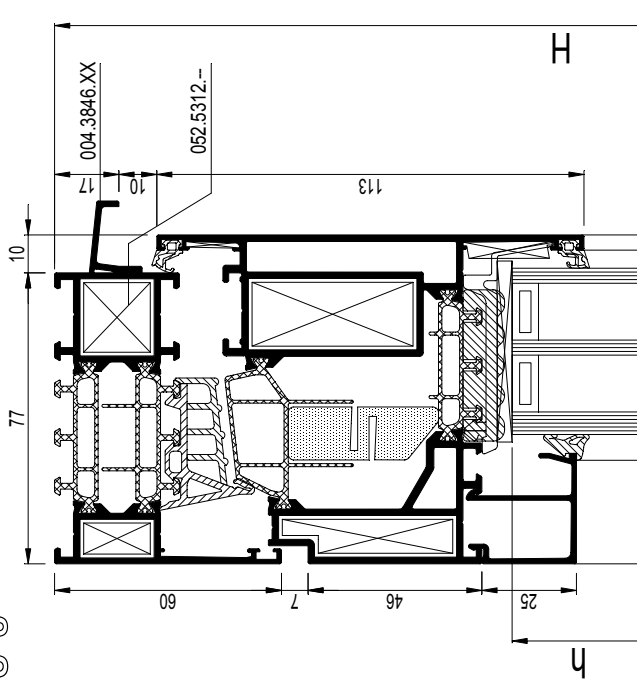
b = B - 242  
 h = H - 242

ZIE BEGLAZINGSTABEL  
 VOIR TABLEAU DE VITRAGE  
 SEE GLAZING TABLE  
 ZIE BEGLAZINGSTABEL

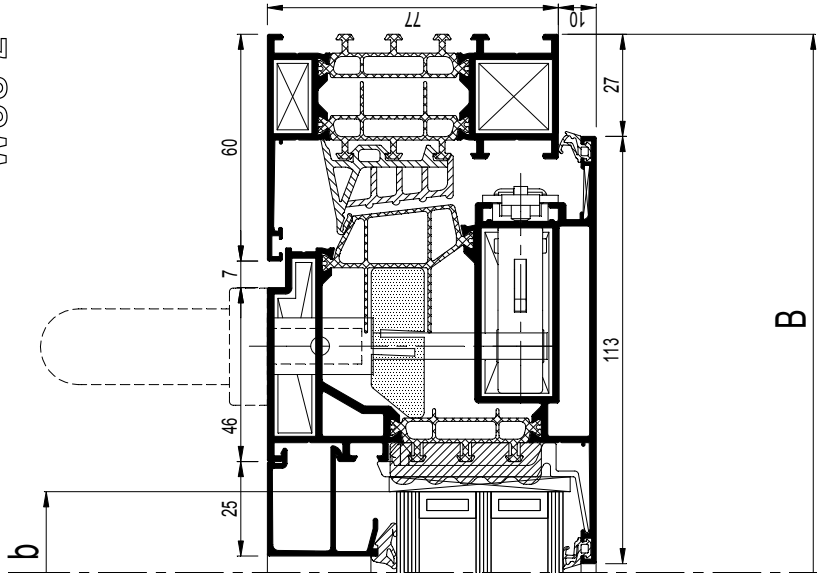
RAAMBESLAG > ZIE "OPENING WINDOWS"  
 ACCESSOIRES FENETRES > VOIRE "OPENING WINDOWS"  
 WINDOW GEAR > SEE "OPENING WINDOWS"  
 FENSTERBESCHLAG > SIEHE "OPENING WINDOWS"



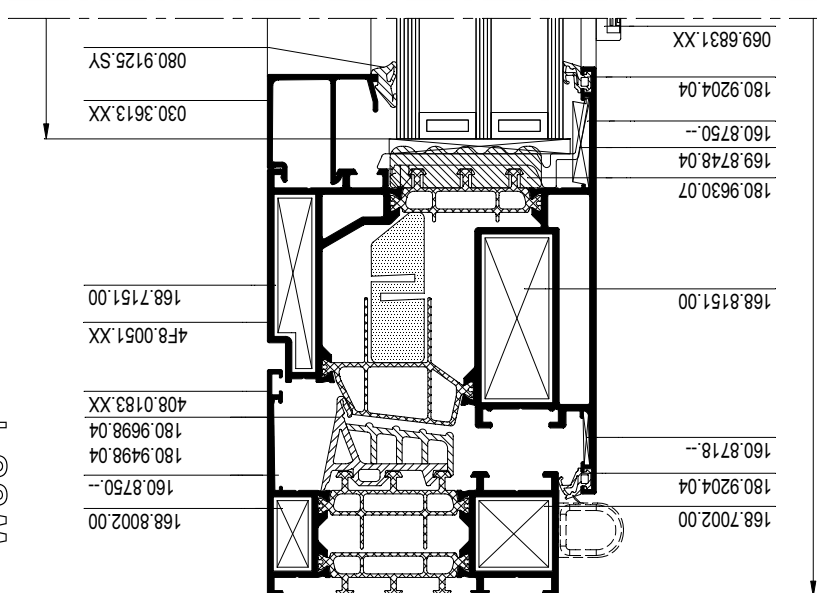
WSO 3



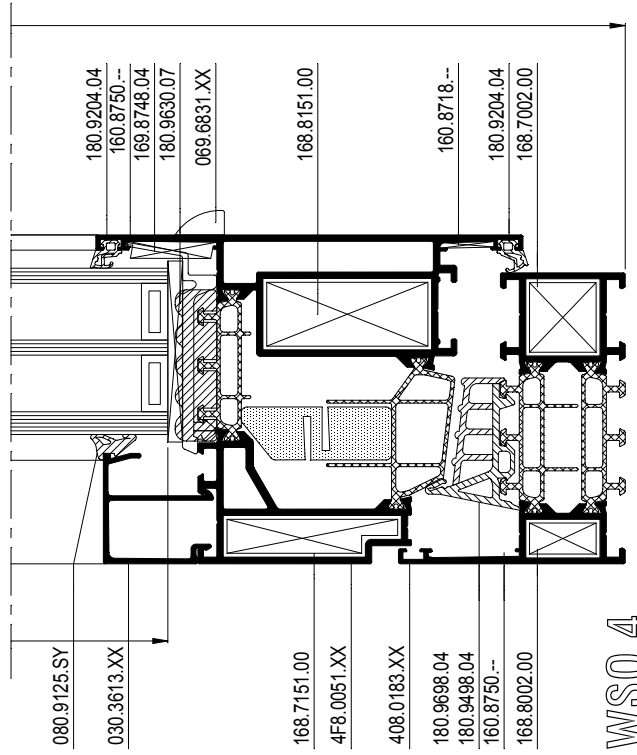
WSO 2



WSO 1



WSO 4



schaal - échelle  
 scale - Maßstab  
 1/2

		#
168.7002.00		4
168.8002.00		4
168.7112.00		4
168.8112.00		4
160.8750.--		8
160.8718.--		4
169.8748.04		19H.F. ...
069.6831.XX		19H.F. ...
180.9204.04		(2xB) + (2xH) (2xb) + (2xh)
<del>180.9698.04</del>		<del>(2xB) + (2xH)</del>
<del>180.9498.04</del>		<del>4</del>
<del>180.9630.07</del>		<del>(2xB) + (2xH)</del>
080.9372.04		(2xb) + (2xh)

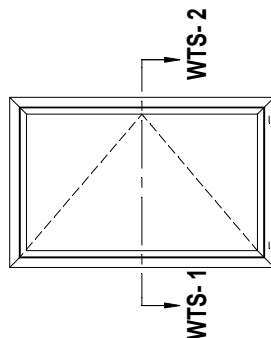
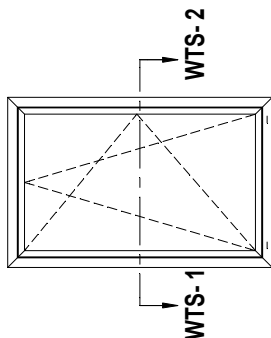
180.9697.04		(2xB) + (2xH)
180.9497.04		4

RAAMBESLAG > ZIE "OPENING WINDOWS"  
 ACCESSOIRES FENETRES > VOIRE "OPENING WINDOWS"  
 WINDOW GEAR > SEE "OPENING WINDOWS"  
 FENSTERBESCHLAG > SIEHE "OPENING WINDOWS"

		#		mm
408.0183.XX		2		B
408.0192.XX		2		H
030.3613.XX		2		B - 54
				H - 54
030.3613.XX		2		B - 184
				H - 234

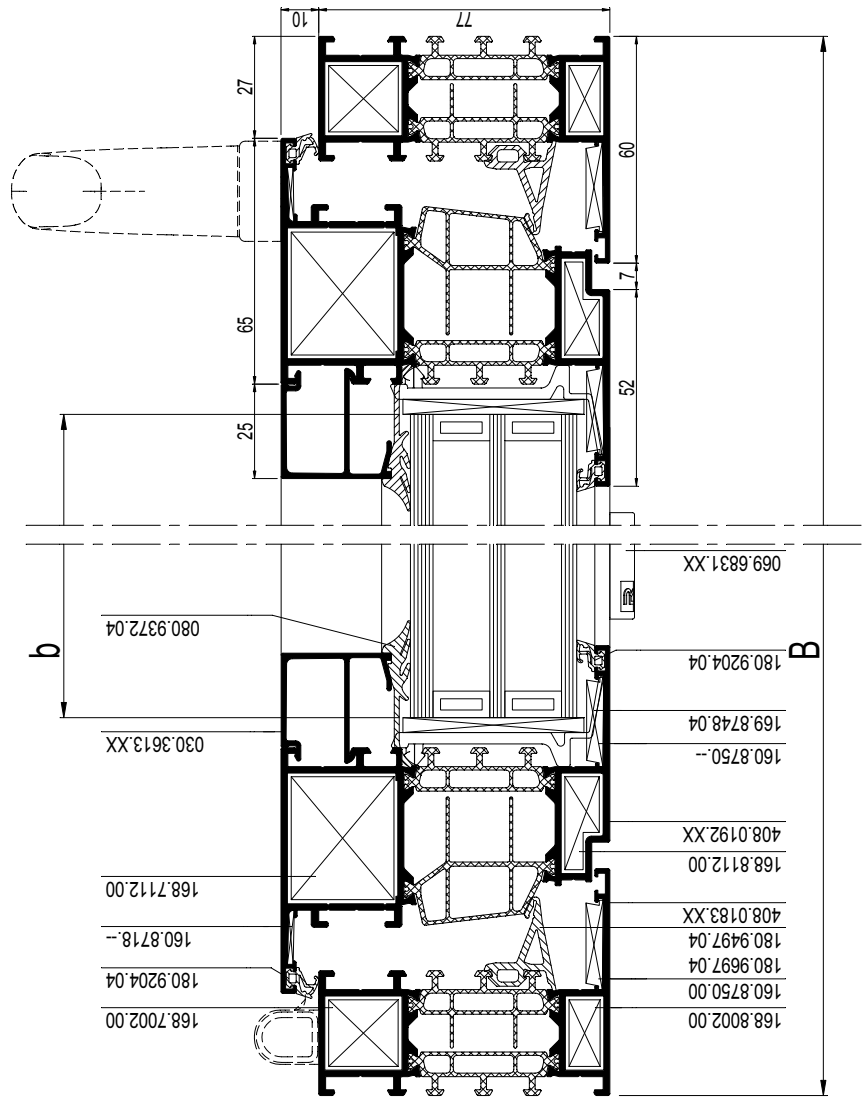
b = B - 200  
 h = H - 200

ZIE BEGLAZINGSTABEL  
 VOIR TABLEAU DE VITRAGE  
 SEE GLAZING TABLE  
 ZIE BEGLAZINGSTABEL



WTS-2

WTS-1



schaal - échelle  
 scale - Maßstab  
 1/2

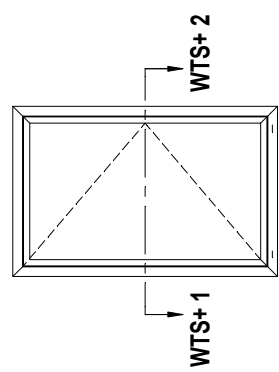
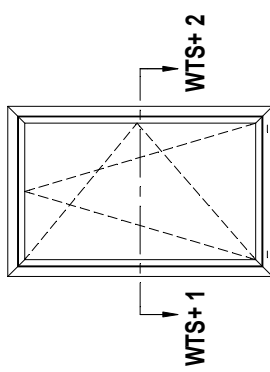
			#	↳	↳
408.0183.XX			2	B	B
408.0192.XX			2	H	H
030.3613.XX			2	B - 54	B - 54
			2	H - 54	H - 54
			2	B - 184	
			2	H - 234	

b = B - 200  
h = H - 200

ZIE BEGLAZINGSTABEL  
 VOIR TABLEAU DE VITRAGE  
 SEE GLAZING TABLE  
 ZIE BEGLAZINGSTABEL

	#
168.7002.00	4
168.8002.00	4
168.7112.00	4
168.8112.00	4
160.8750.-	8
160.8718.-	4
169.8748.04	19H.F. ...
069.6831.XX	19H.F. ...
180.9204.04	(2xB) + (2xH) (2xb) + (2xh)
180.9698.04	(2xB) + (2xH)
180.9498.04	4
180.9630.07	(2xB) + (2xH)
080.9125.04	(2xb) + (2xh)

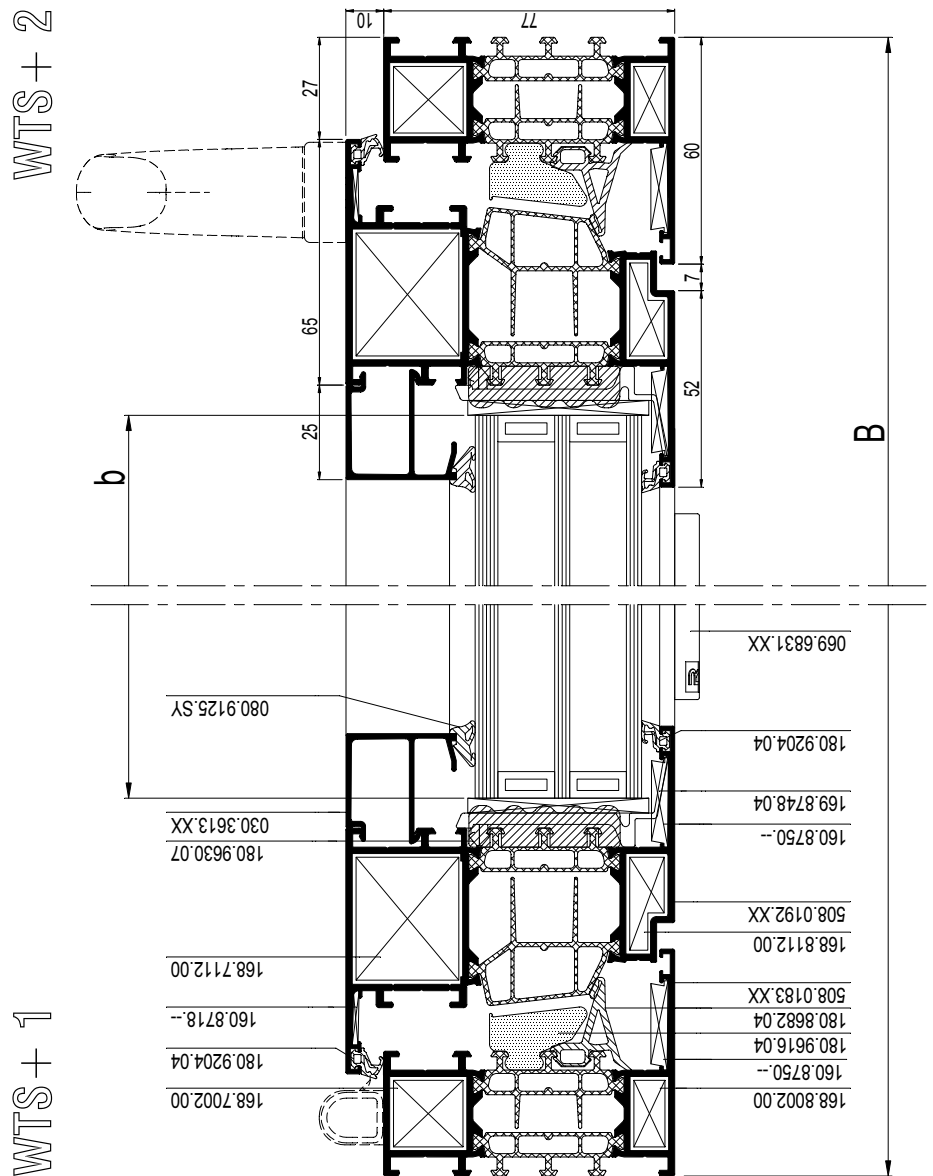
RAAMBESLAG > ZIE "OPENING WINDOWS"  
 ACCESSOIRES FENETRES > VOIRE "OPENING WINDOWS"  
 WINDOW GEAR > SEE "OPENING WINDOWS"  
 FENSTERBESCHLAG > SIEHE "OPENING WINDOWS"



508.0183.XX		2	B
508.0192.XX		2	H
		2	B - 54
		2	H - 54

180.8682.04	A	(2xB) + (2xH)
180.9616.04		(2xB) + (2xH)





schaal - échelle  
 scale - Maßstab  
 1/2

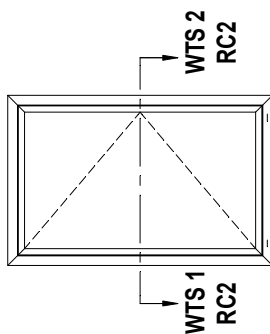
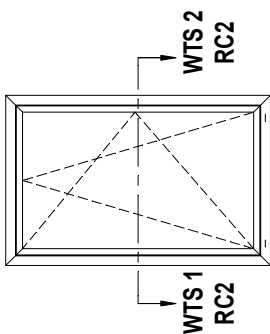
			#	↳ Lm
	408.0183.XX		2	B
			2	H
	408.0192.XX		2	B - 54
			2	H - 54
	030.3613.XX		2	B - 184
			2	H - 54

	b = B - 200
	h = H - 200

ZIE BEGLAZINGSTABEL  
VOIR TABLEAU DE VITRAGE  
SEE GLAZING TABLE  
ZIE BEGLAZINGSTABEL

	#
	168.7002.00
	168.8002.00
	168.7112.00
	168.8112.00
	160.8750.-
	160.8718.-
	169.8748.04
	069.6831.XX
	180.9204.04
	180.9698.04
	180.9498.04
	180.9630.07
	080.9126.04

RAAMBESLAG > ZIE "OPENING WINDOWS AP"  
ACCESSOIRES FENETRES > VOIRE "OPENING WINDOWS AP"  
WINDOW GEAR > SEE "OPENING WINDOWS AP"  
FENSTERBESCHLAG > SIEHE "OPENING WINDOWS AP"



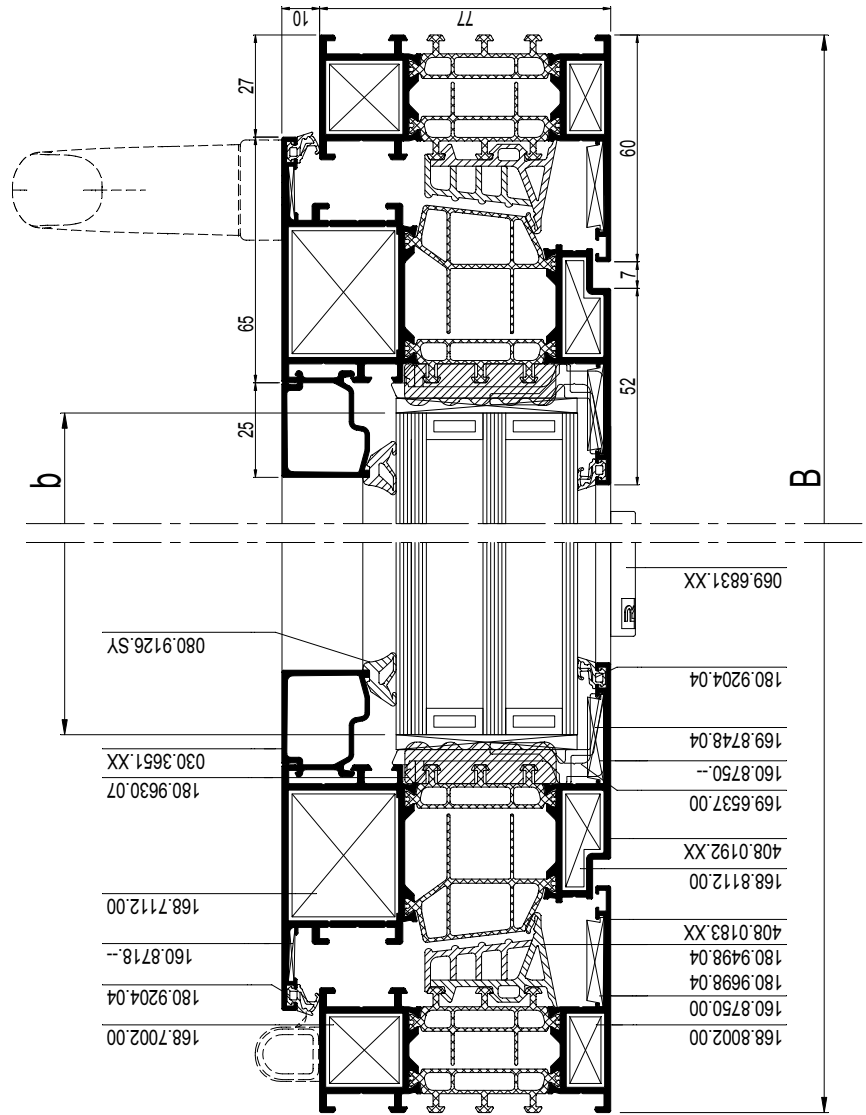
030.3651.XX		2	B - 184
		2	H - 54

080.9126.SY		(2xb) + (2xh)
169.6537.00		8

DETAILED RC2 INFORMATION > SEE CATALOG Q13

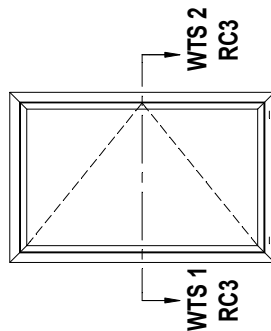
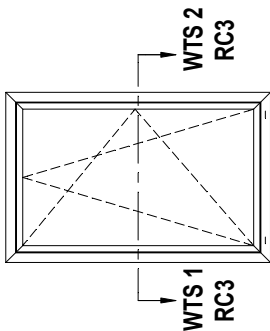
WTS 2  
RC2

WTS 1  
RC2



168.7002.00	168.8002.00
180.9204.04	160.8750.00
160.8718.-	180.9498.04
168.7112.00	408.0183.XX
180.9630.07	168.8112.00
030.3651.XX	408.0192.XX
080.9126.SY	169.6537.00
	160.8750.-
	169.8748.04
	180.9204.04
	069.6831.XX

schaal - échelle  
scale - Maßstab  
1/2



		#	↳
408.0183.XX		2	B
408.0192.XX		2	H
030.3613.XX		2	B - 54
		2	H - 54
		2	B - 184
		2	H - 54

030.3651.XX		2	B - 184
		2	H - 54

	ZIE BEGLAZINGSTABEL VOIR TABLEAU DE VITRAGE SEE GLAZING TABLE ZIE BEGLAZINGSTABEL
b = B - 200	
h = H - 200	

	#
168.7002.00	4
168.8002.00	4
168.7012.00	4
168.8012.00	4
160.8750.--	8
160.8718.--	4
169.8748.04	19H.F. ...
069.6831.XX	19H.F. ...
180.9204.04	(2xB) + (2xH) (2xb) + (2xh)
180.9698.04	(2xB) + (2xH)
180.9498.04	4
180.9630.07	(2xB) + (2xH)
080.9125.04	(2xB) + (2xh)

080.9126.SY		(2xb) + (2xh)
169.6538.17		8

RAAMBESLAG > ZIE "OPENING WINDOWS AP"  
ACCESSOIRES FENETRES > VOIRE "OPENING WINDOWS AP"  
WINDOW GEAR > SEE "OPENING WINDOWS AP"  
FENSTERBESCHLAG > SIEHE "OPENING WINDOWS AP"

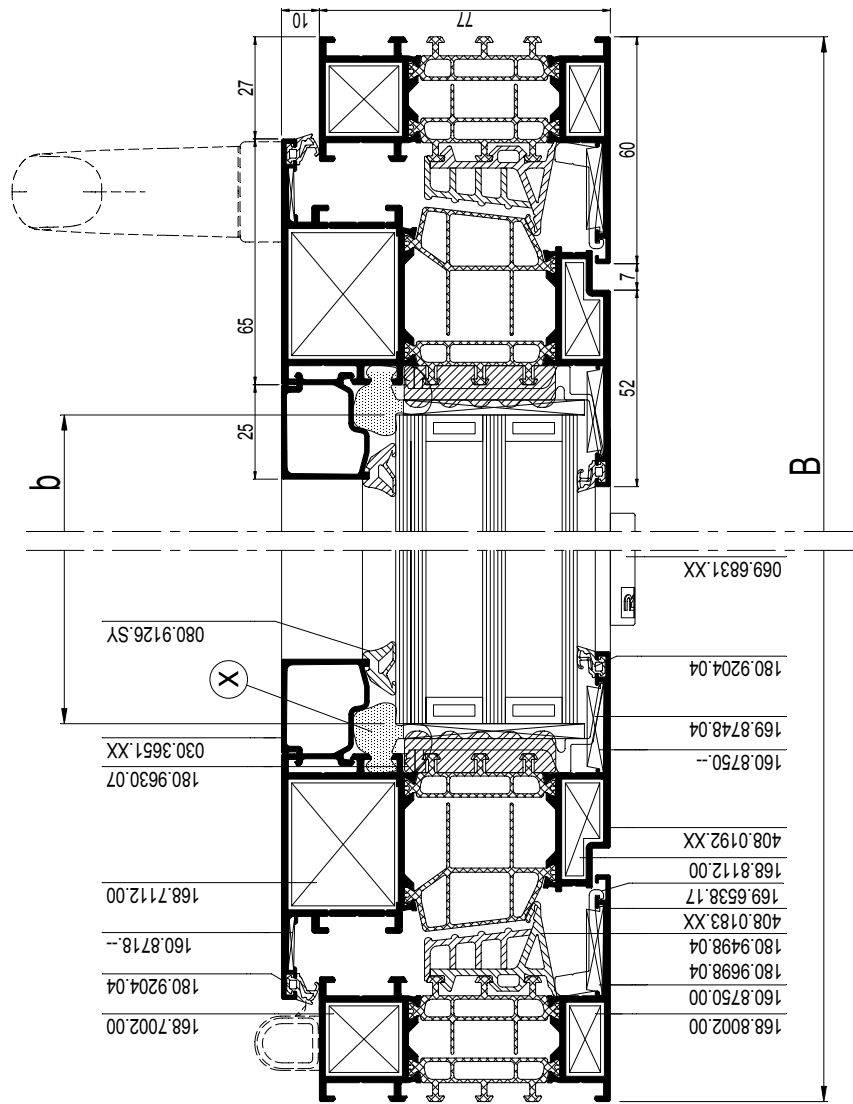
DETAILED RC3 INFORMATION > SEE CATALOG Q13

RAAMBESLAG > ZIE "OPENING WINDOWS AP"  
ACCESSOIRES FENETRES > VOIRE "OPENING WINDOWS AP"  
WINDOW GEAR > SEE "OPENING WINDOWS AP"  
FENSTERBESCHLAG > SIEHE "OPENING WINDOWS AP"

DICHTINGSMIDDEL  
MATIERE D'ÉTANCHÉITÉ  
SEALING AGENT  
ABDICHTUNG

WTS 2  
RC3

WTS 1  
RC3



schaal - échelle  
scale - Maßstab  
1/2

Icon	Icon	#	Icon	#
		168.7002.00		2
		168.8002.00		2
		168.7113.00		4
		168.8113.00		4
		160.8750.--		6
		160.8718.--		4
		169.8748.04		19H.F. ...
		069.6831.XX		19H.F. ...
		180.9204.04		B + (2xH) (2xb) + (2xh)
		180.9698.04		B + (2xH)
		180.9498.04		2
		180.9630.07		(2xB) + (2xH)
		080.9125.04		(2xb) + (2xh)
		169.7300.SY		1
		081.9091.04		4x75mm
		052.5311.--		4
		169.7400.SY		1
		081.9091.04		4x75mm
		052.5311.--		4
		081.9142.04		19H.F. ...
		081.9055.--		19H.F. ...

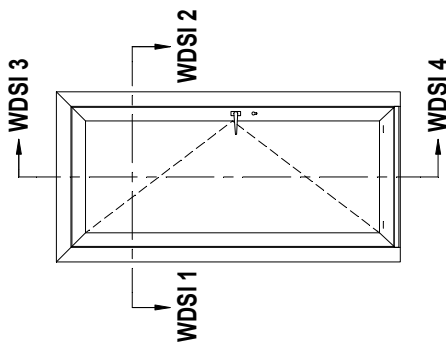
\* Afhankelijk van de vleugelbreedte  
 \* En fonction de la largeur de l'ouvrant  
 \* Depending on vent width  
 \* Abhängig von der Flügelbreite

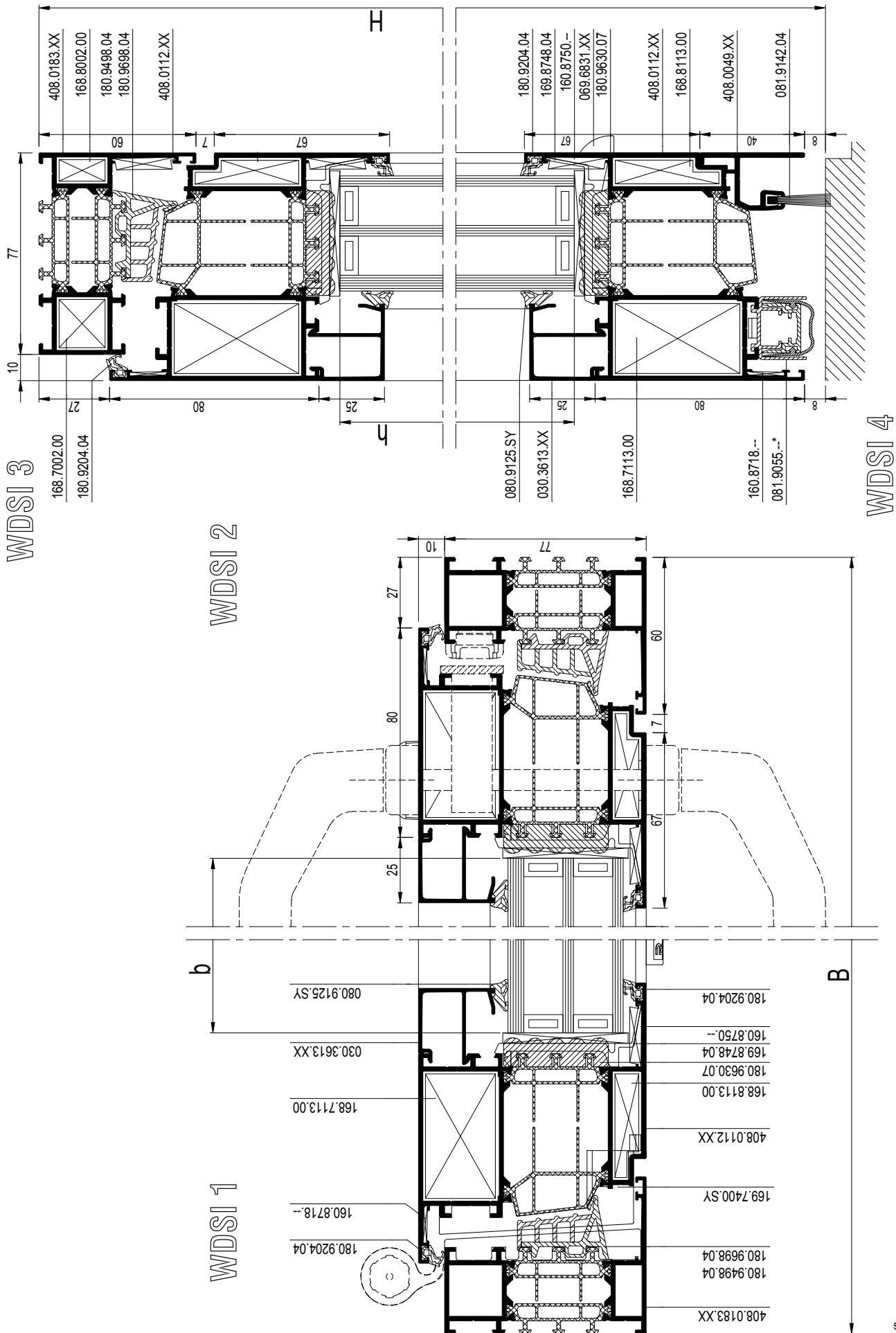
RAAMDEURBESLAG > ZIE "OPENING DOORS"  
 ACCESSOIRES PORTES FENETRES > VOIRE "OPENING DOORS"  
 WINDOW-DOOR GEAR > SEE "OPENING DOORS"  
 ZUBEHÖR FENSTERTUEREN > SIEHE "OPENING DOORS"

Icon	Icon	#	Icon	Icon
		1		B
		1		H
		1		H
		2		B - 54
		2		H - 35
		2		B - 214
		2		H - 245
		1		B - 140

	B = B - 230
	h = H - 211

ZIE BEGLAZINGSTABEL  
 VOIR TABLEAU DE VITRAGE  
 SEE GLAZING TABLE  
 ZIE BEGLAZINGSTABEL





schaal - échelle  
 scale - Maßstab  
 1/2

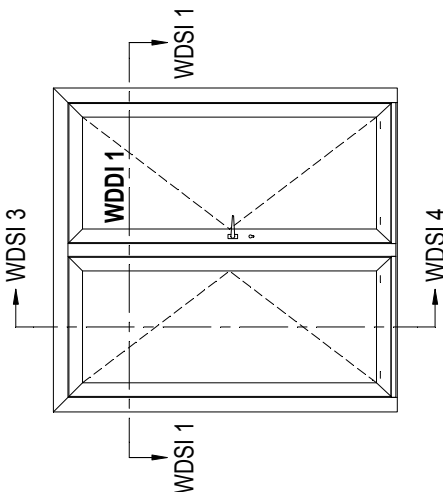
Icon	Code	Icon	#
	168.7002.00		2
	168.8002.00		2
	168.7113.00		8
	168.8113.00		8
	160.8750.--		10
	160.8718.--		8
	169.8748.04		19H.F. ...
	069.6831.XX		19H.F. ...
	169.6897.SY		1
	052.5327.--		1
	052.5318.--		1
	180.9204.04		(2xB) + (3xH) (2xb1) + (2xh) (2xb2) + (2xh)
	180.9698.04		(2xB) + (3xH)
	180.9498.04		2
	180.9630.07		2 x B1 2 x B2 4 x H
	080.9125.04		(2xb1) + (2xb2) + (4xh)
	169.7300.SY		2
	081.9091.04		8x75mm
	052.5311.--		8
	169.7400.SY		1
	081.9091.04		4x75mm
	052.5311.--		4
	080.9381.04		H
	080.9631.07		H
	081.9142.04		19H.F. ...

Icon	Code	Icon	#	Icon	Dimensions
	408.0183.XX		1		B
	408.0112.XX		1		H
	408.0115.XX		1		H
	030.3613.XX		2		B1 - 30.5
	408.0049.XX		2		B2 - 30.5
			4		H - 35
			1		H - 77
			2		B1 - 190.5
			2		B2 - 190.5
			4		H - 245
			1		B1 - 113.5
			1		B2 - 116.5

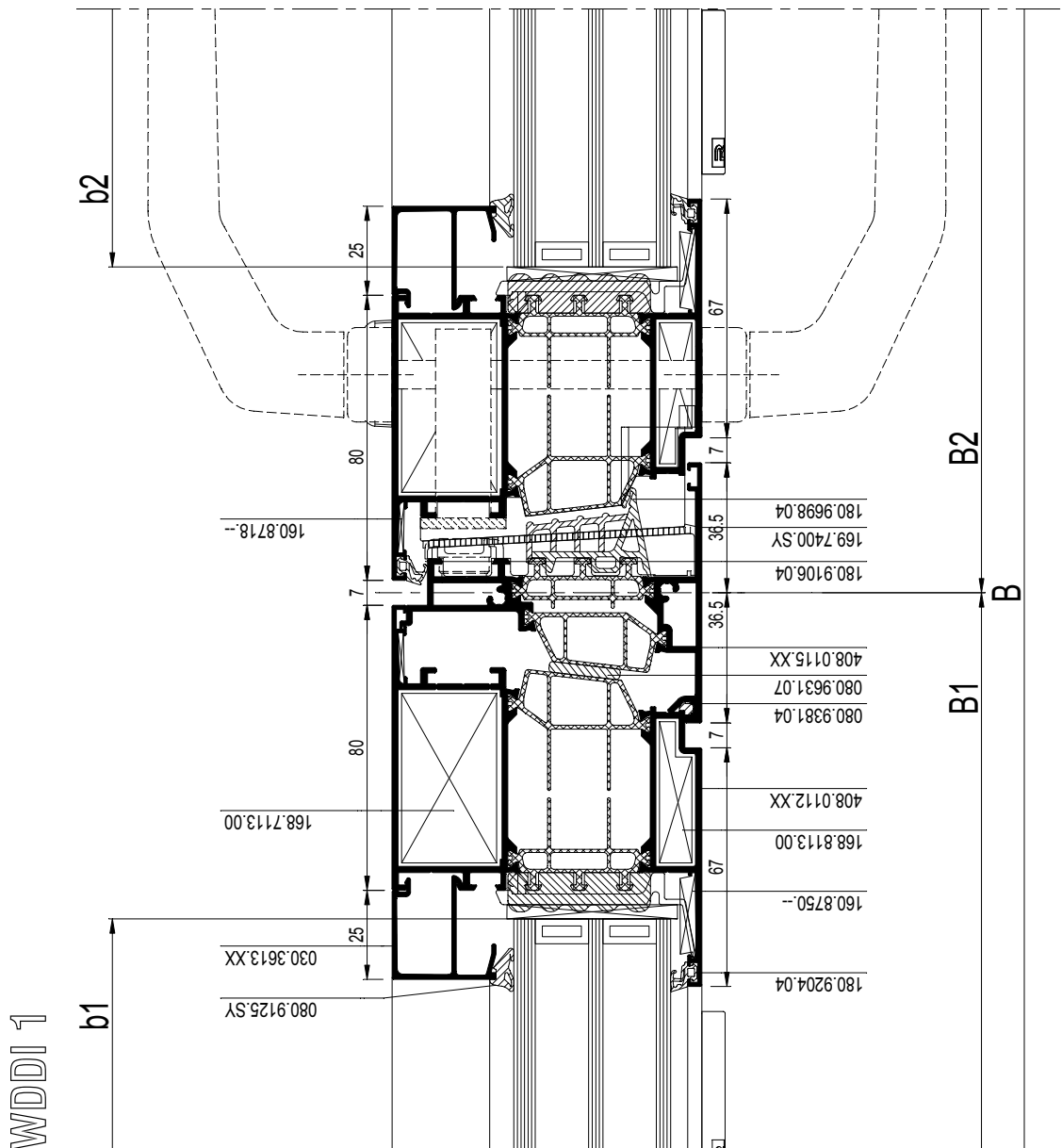
	b1 = B1 - 206.5
	b2 = B2 - 206.5
	h = H - 211

ZIE BEGLAZINGSTABEL  
 VOIR TABLEAU DE VITRAGE  
 SEE GLAZING TABLE  
 ZIE BEGLAZINGSTABEL

RAAMDEURBESLAG > ZIE "OPENING DOORS"  
 ACCESSOIRES PORTES FENETRES > VOIRE "OPENING DOORS"  
 WINDOW-DOOR GEAR > SEE "OPENING DOORS"  
 ZUBEHÖR FENSTERTUEREN > SIEHE "OPENING DOORS"







schaal - échelle  
 scale - Maßstab  
 1/2

			#
	168.7002.00		2
	168.8002.00		2
	168.7151.00		4
	168.8151.00		4
	160.8750.--		6
	160.8718.--		4
	169.8748.04		19H.F. ...
	069.6831.XX		19H.F. ...
	180.9204.04		B + (2xH) (2xb) + (2xh)
	180.9698.04		B + (2xH)
	180.9498.04		2
	180.9630.07		(2xB) + (2xH)
	080.9125.04		(2xb) + (2xh)
	169.7300.SY		1
	081.9091.04		4x75mm
	052.5311.--		4
	169.7400.SY		1
	081.9091.04		4x75mm
	052.5311.--		4
	081.9142.04		19H.F. ...
	081.9055.--		19H.F. ...

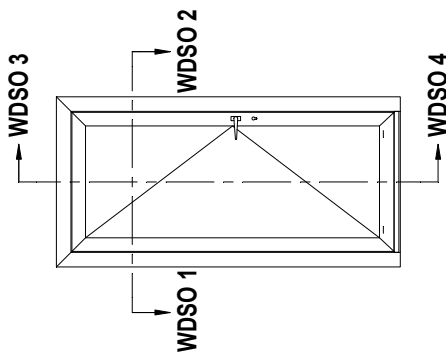
\* Afhankelijk van de vleugelbreedte  
 \* En fonction de la largeur de l'ouvrant  
 \* Depending on vent width  
 \* Abhängig von der Flügelbreite

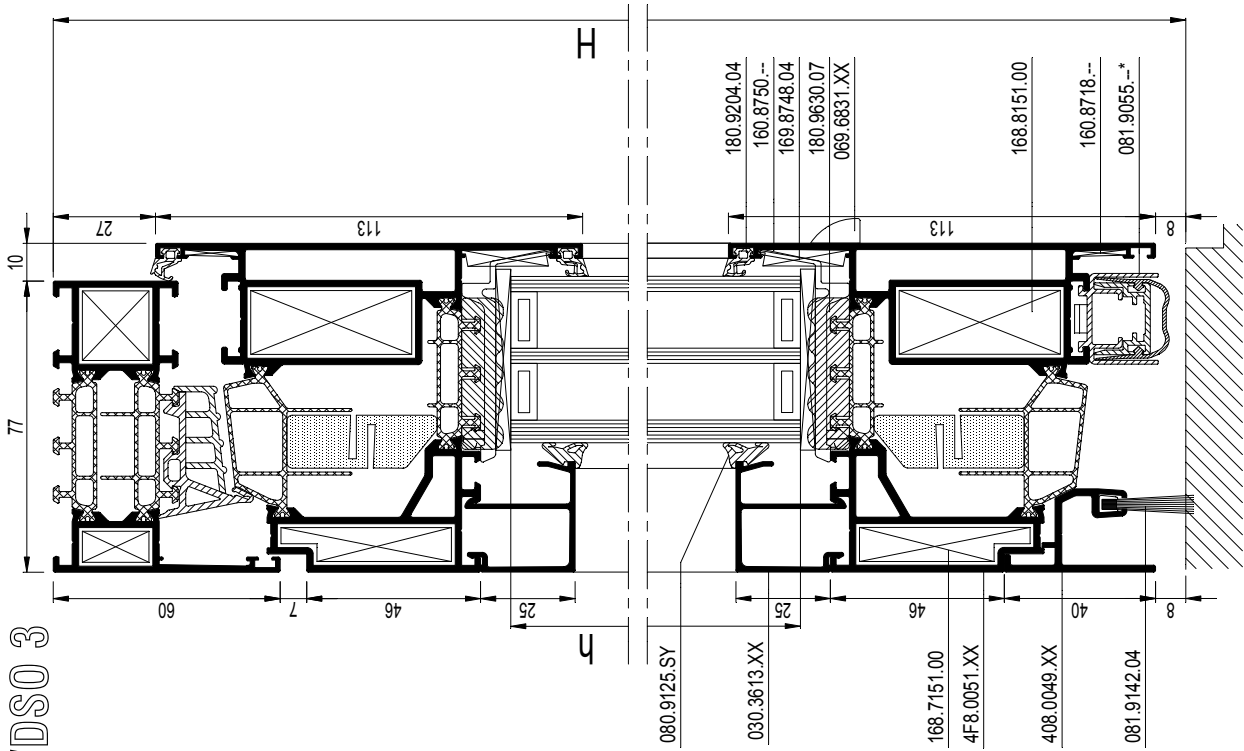
RAAMDEURBESLAG > ZIE "OPENING DOORS"  
 ACCESSOIRES PORTES FENETRES > VOIRE "OPENING DOORS"  
 WINDOW-DOOR GEAR > SEE "OPENING DOORS"  
 ZUBEHÖR FENSTERTUEREN > SIEHE "OPENING DOORS"

			#	↳
408.0183.XX			1	B
			1	H
			1	H
4F8.0051.XX			2	B - 54
			2	H - 35
030.3613.XX			2	B - 226
			2	H - 257
408.0049.XX			1	B - 140

	B = B - 242
	h = H - 223

ZIE BEGLAZINGSTABEL  
 VOIR TABLEAU DE VITRAGE  
 SEE GLAZING TABLE  
 ZIE BEGLAZINGSTABEL

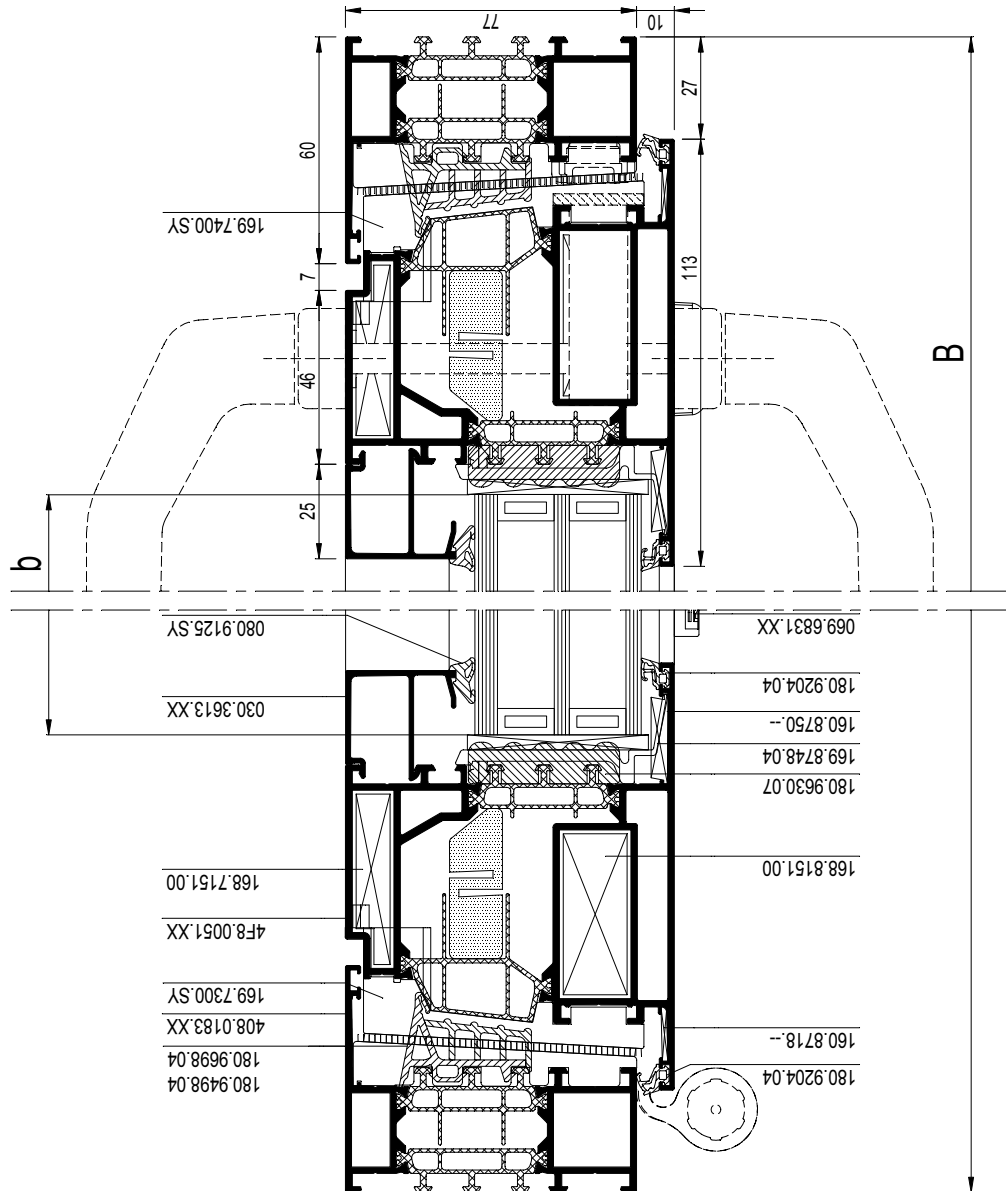




WDSO 3

WDSO 4

WDSO 2



WDSO 1

schaal - échelle  
 scale - Maßstab  
 1/2

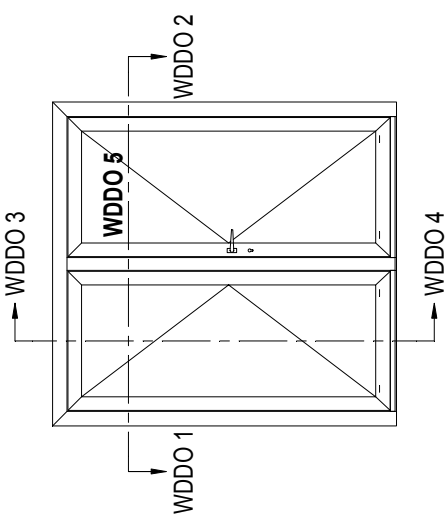
Icon	Code	Icon	#
	168.7002.00		2
	168.8002.00		2
	168.7151.00		8
	168.8151.00		8
	160.8750.--		10
	160.8718.--		8
	169.8748.04		19H.F. ...
	069.6831.XX		19H.F. ...
	169.6897.SY		1
	052.5327.--		1
	052.5318.--		1
	080.9125.04		(2xb1) + (2xb2) + (4xh)
	180.9204.04		(2xB) + (3xH) (2xb1) + (2xh) (2xb2) + (2xh)
	180.9630.07		2 x B1 2 x B2 4 x H
	180.9698.04		b1 + b2 + (3xh)
	180.9498.04		2
	169.7300.SY		2
	081.9091.04		8x75mm
	052.5311.--		8
	169.7400.SY		1
	081.9091.04		4x75mm
	052.5311.--		4
	081.9142.04		19H.F. ...
	080.9381.04		H
	080.9631.07		H

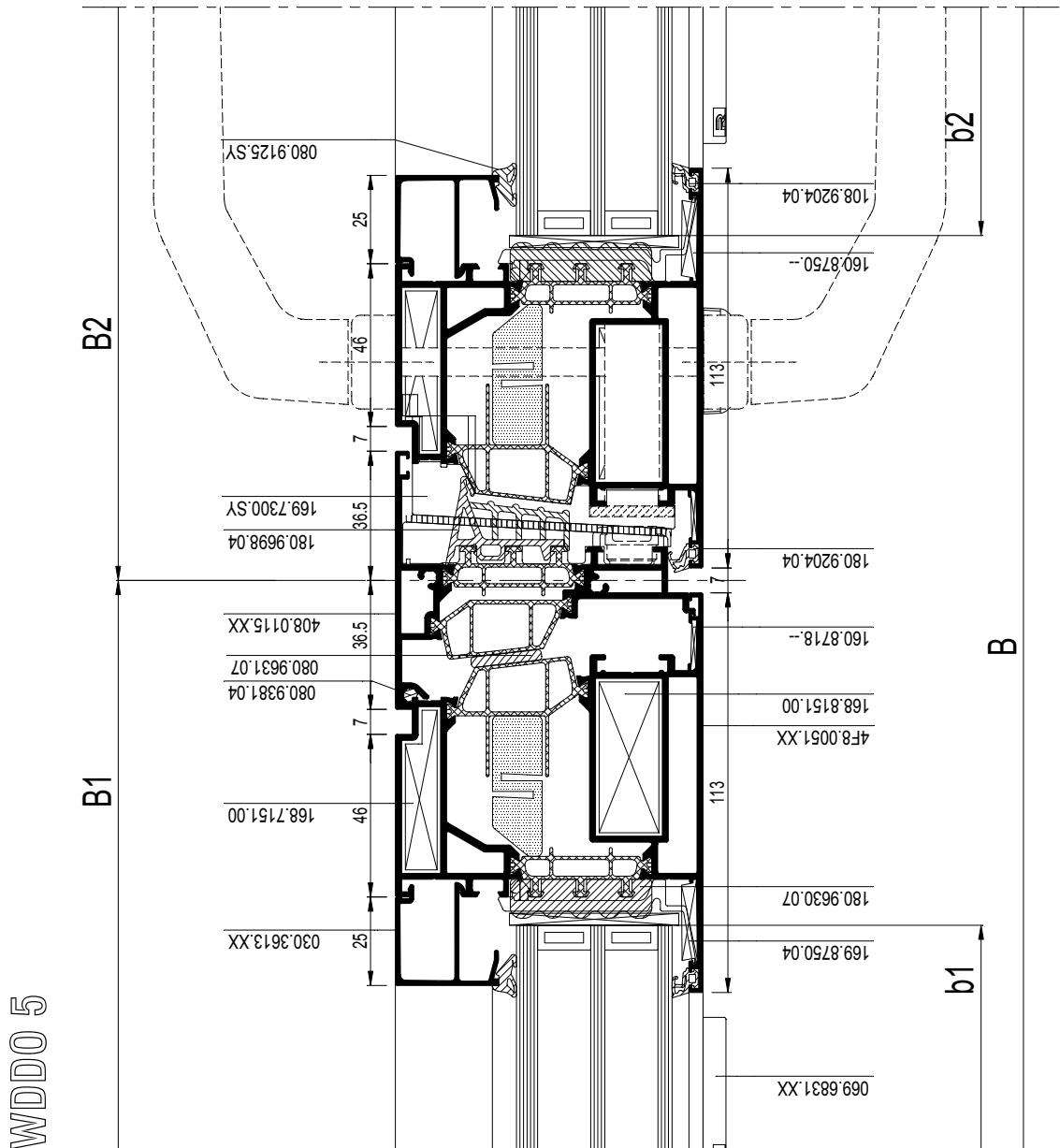
Icon	Code	Icon	#	Icon	Dim
	408.0183.XX		1		B
	408.0183.XX		1		H
	4F8.0051.XX		1		H
	4F8.0051.XX		2		B1 - 30.5
	4F8.0051.XX		2		B2 - 30.5
	408.0115.XX		4		H - 35
	408.0115.XX		1		H - 77
	030.3613.XX		2		B1 - 202.5
	030.3613.XX		2		B2 - 202.5
	030.3613.XX		4		H - 257
	408.0049.XX		1		B1 - 113.5
	408.0049.XX		1		B2 - 116.5

	b1 = B1 - 218.5
	b2 = B2 - 218.5
	h = H - 223

ZIE BEGLAZINGSTABEL  
 VOIR TABLEAU DE VITRAGE  
 SEE GLAZING TABLE  
 ZIE BEGLAZINGSTABEL

RAAMDEURBESLAG > ZIE "OPENING DOORS"  
 ACCESSOIRES PORTES FENETRES > VOIRE "OPENING DOORS"  
 WINDOW-DOOR GEAR > SEE "OPENING DOORS"  
 ZUBEHÖR FENSTERTUEREN > SIEHE "OPENING DOORS"





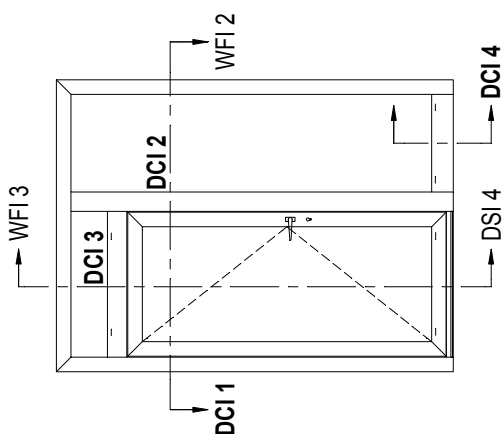
WDDO 5

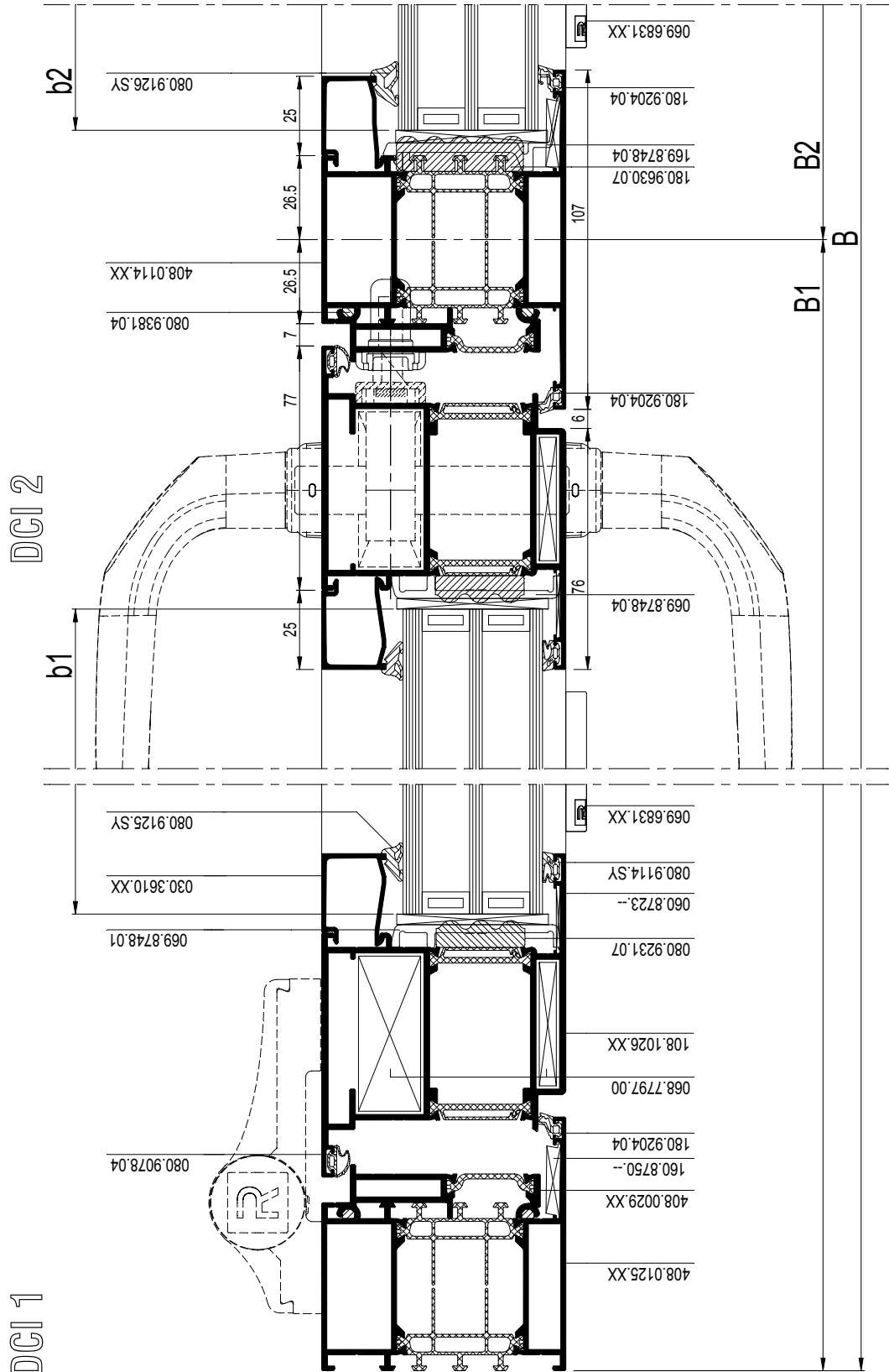
schaal - échelle  
 scale - Maßstab  
 1/2

BESLAG DEUREN > ZIE "OPENING DOORS"  
 ACCESSOIRES PORTES > VOIRE "OPENING DOORS"  
 DOORS GEAR > SEE "OPENING DOORS"  
 TUERENBESCHLAG > SIEHE "OPENING DOORS"

b1 = B1 - 258.5
h1 = H1 - 212.5
b2 = B2 - 95.5
h2 = H2 - 95.5
h3 = H - 155

ZIE BEGLAZINGSTABEL  
 VOIR TABLEAU DE VITRAGE  
 SEE GLAZING TABLE  
 ZIE BEGLAZINGSTABEL

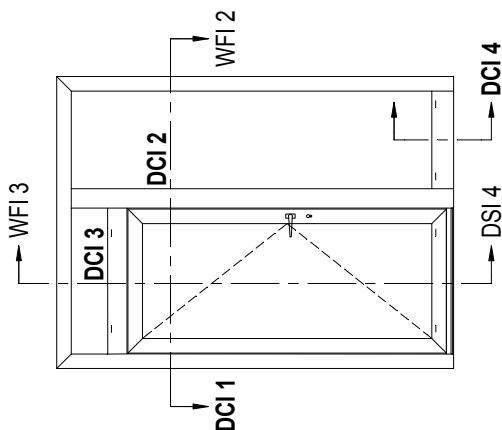





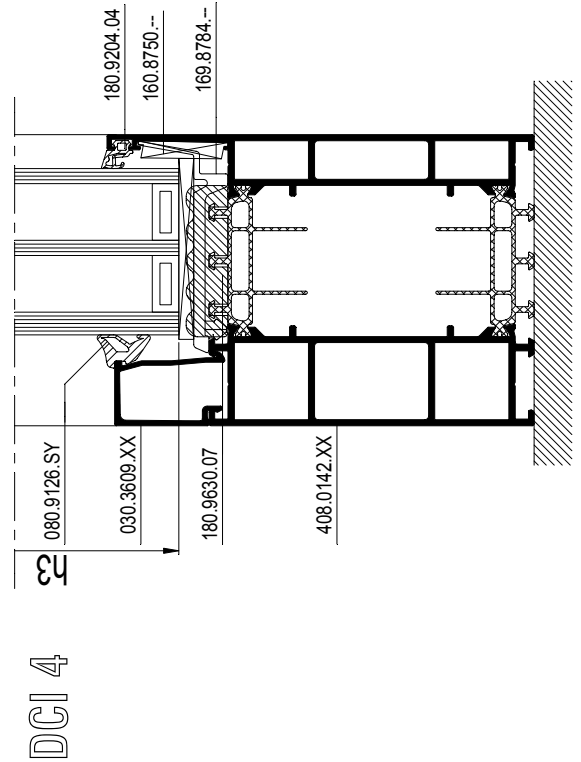
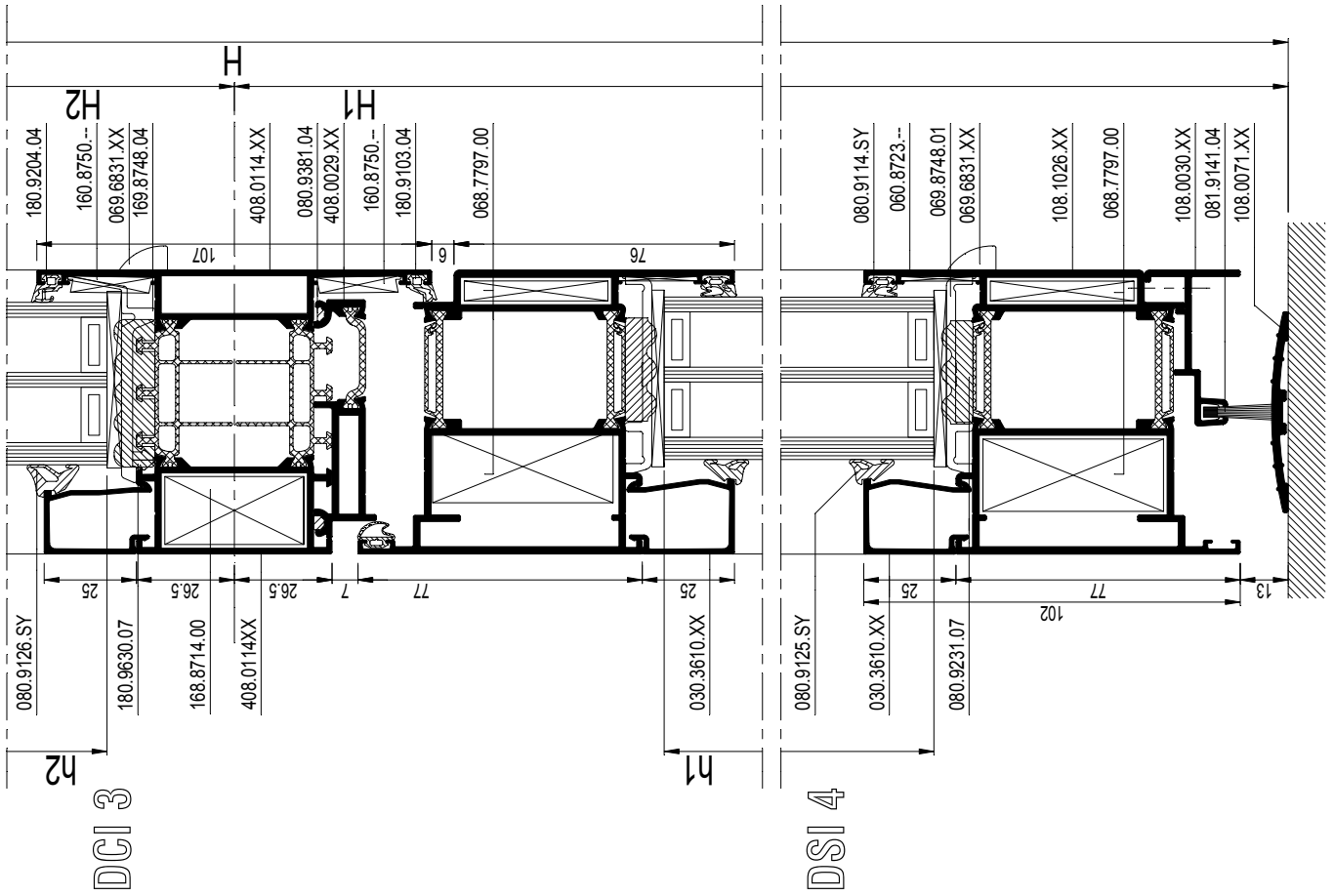
Icon	Code	Icon	#
	168.7004.00		2
	168.8004.00		2
	068.7797.00		4
	060.8723.--		4
	160.8750.--		10
	168.8714.00		3
	168.5000.00		6
	069.8748.04		13.F....
	169.8748.04		13.F....
	069.6831.XX		13.F....
	081.9141.04		13.F....
	080.9078.04		(2xB1) + (2xH1)
	080.9381.04		(2xB1) + (4xH1)
	080.9125.SY		(2xb1) + (2xh1)
	080.9126.SY		(2xb2) + (2xh2)
			(2xb2) + (2xh3)
	080.9114.SY		(2xb1) + (2xh1)
	080.9231.07		2x (B1 - 247.5)
			2x (H1 - 249.5)
	180.9630.07		2x B1
			2x H2
			2x H
	180.9204.04		(2xb2) + (2xh2)
			(2xb3) + (2xh3)
			2H1
	069.8503.04		1
	052.5316.--		4
	069.8509.04		1
	052.5316.--		4

Icon	Code	Icon	#	Dimension
	408.0125.XX		1	B
			1	H
	108.1026.XX		1	H
			2	B1 - 93.5
			2	H1 - 46.5
	408.0029.XX		1	B1 - 69.5
			1	H1 - 33.5
	408.0114.XX		1	H1 - 33.5
			1	B1 - 79.5
	408.0142.XX		1	H - 53
			1	B2 - 79.5
	030.3610.XX		2	B1 - 248.5
			2	H1 - 250.5
	030.3609.XX		2	B1 - 79.5
			2	H1 - 129.5
			2	B2 - 79.5
			2	H - 193
	108.0030.XX		1	B1 - 135.5
	108.0071.XX		1	B1 - 115.5

BESLAG DEUREN > ZIE "OPENING DOORS"  
 ACCESSOIRES PORTES > VOIRE "OPENING DOORS"  
 DOORS GEAR > SEE "OPENING DOORS"  
 TUERENBESCHLAG > SIEHE "OPENING DOORS"



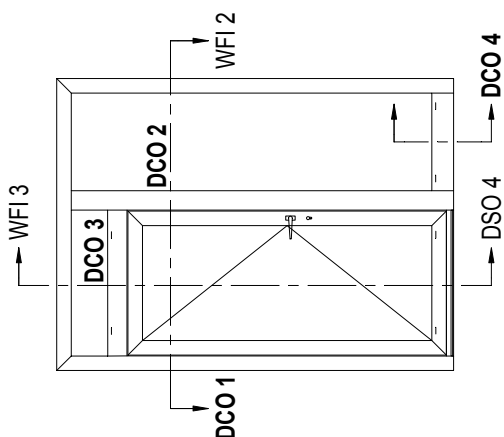
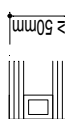




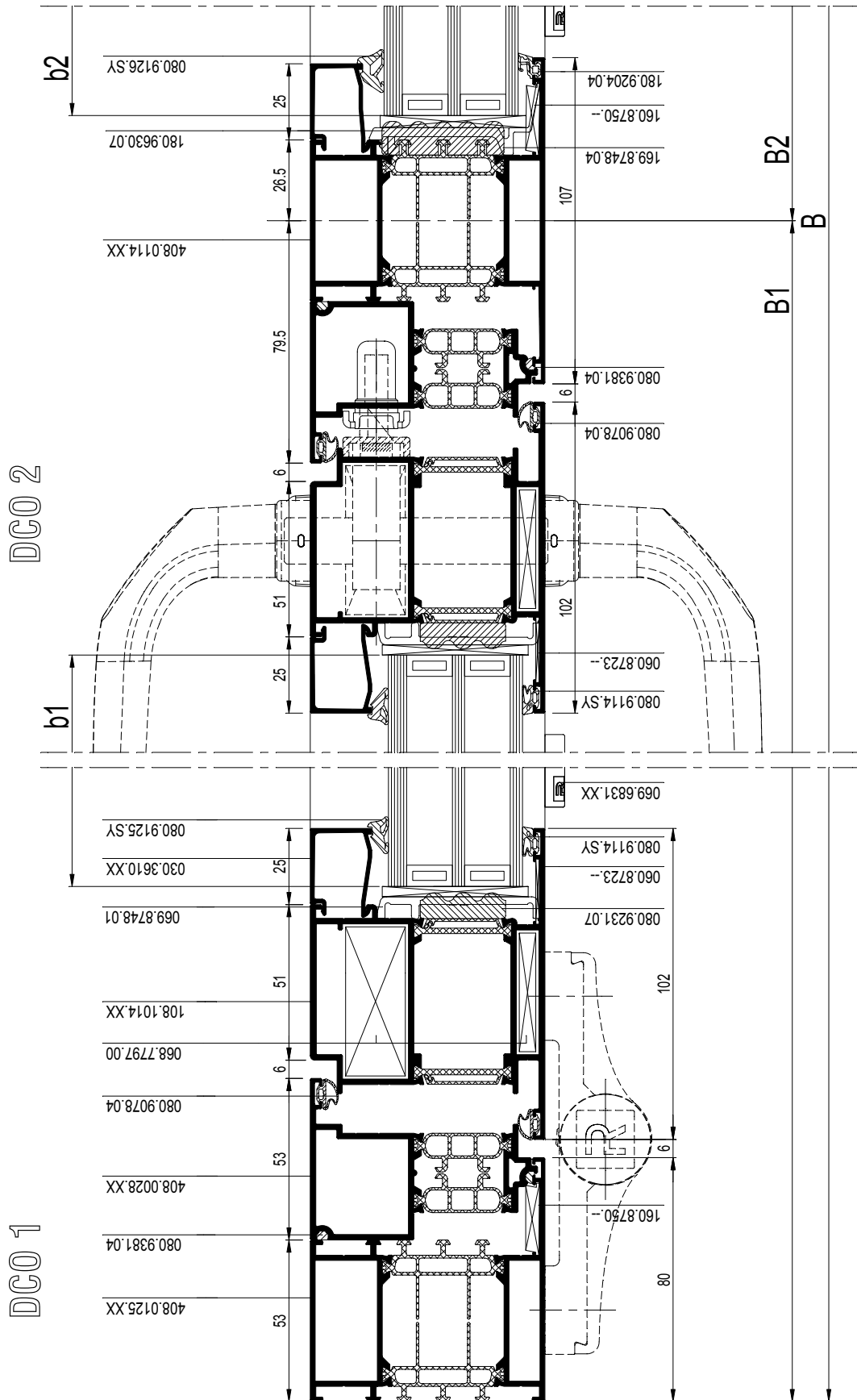
BESLAG DEUREN > ZIE "OPENING DOORS"  
 ACCESSOIRES PORTES > VOIRE "OPENING DOORS"  
 DOORS GEAR > SEE "OPENING DOORS"  
 TUERENBESCHLAG > SIEHE "OPENING DOORS"

	b1 = B1 - 311.5
	h1 = H1 - 238.5
	b2 = B2 - 95.5
	h2 = H2 - 95.5
	h3 = H - 155

ZIE BEGLAZINGSTABEL  
 VOIR TABLEAU DE VITRAGE  
 SEE GLAZING TABLE  
 ZIE BEGLAZINGSTABEL



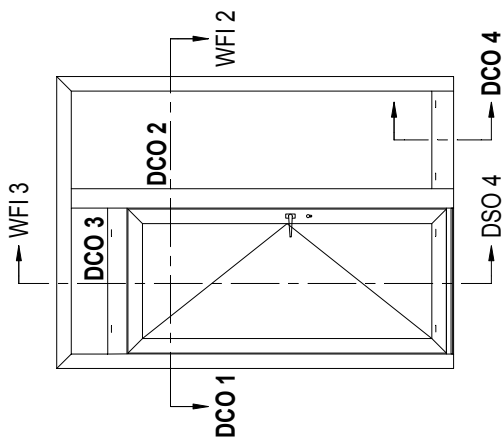
schaal - échelle  
 scale - Maßstab  
 1/2

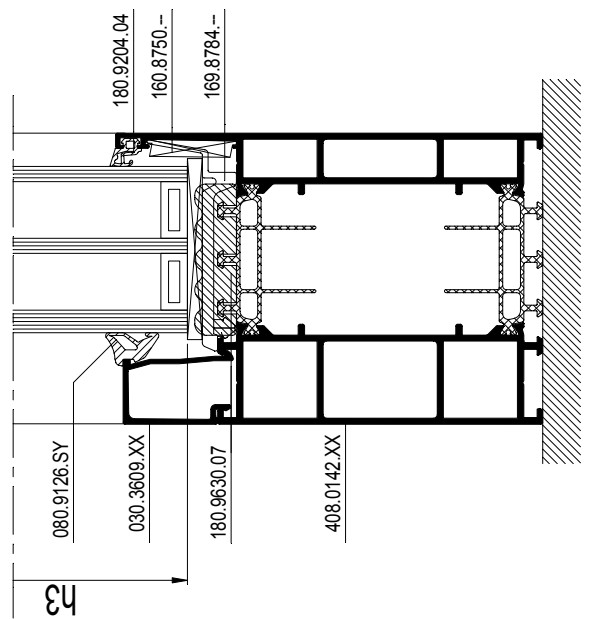
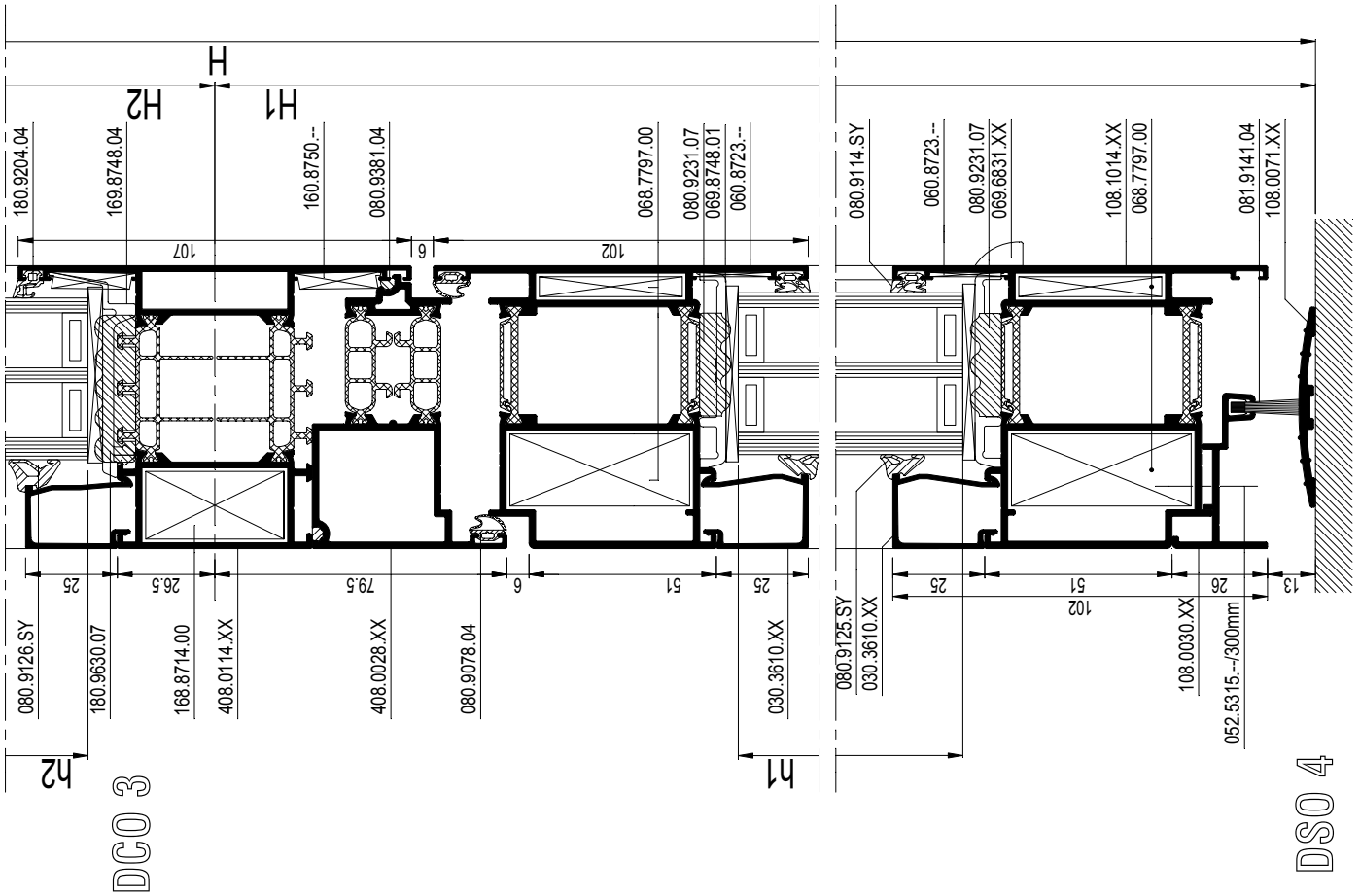


Icon	Code	Icon	#
	168.7004.00		2
	168.8004.00		2
	068.7797.00		4
	060.8723.--		4
	160.8750.--		10
	168.8714.00		3
	168.5000.00		6
	069.8748.04		19H.F. ...
	169.8748.04		19H.F. ...
	069.6831.XX		19H.F. ...
	081.9141.04		19H.F. ...
	080.9078.04		2xB1 + 4xH1
	080.9381.04		2xB1 + 4xH1
	080.9125.SY		2xB1 + 2xH1
	080.9126.SY		2x02 + 2xH2 2xB3 + 2xH3
	080.9114.SY		2xB1 + 2xH1
	080.9231.07		2 x B1 2 x H1
	180.9630.07		2 x B1 2 x H2 2 x H
	180.9204.04		(2xB2) + (2xH2) (2xB3) + (2xH3) 2H1
	069.8503.04		1
	052.5316.--		4
	069.8509.04		1
	052.5316.--		4

Icon	Code	Icon	#	Dimension
	408.0125.XX		1	B
	108.1014.XX		1	H
	408.0028.XX		1	H
	408.0114.XX		2	B1 - 145.5
	408.0142.XX		2	H1 - 72.5
	030.3610.XX		1	B1 - 79.5
	030.3609.XX		1	H1 - 26.5
	108.0030.XX		1	H1 - 26.5
	108.0071.XX		1	H1 - 53
			1	B2 - 79.5
			2	B1 - 299.5
			2	H1 - 276.5
			2	B1 - 79.5
			2	H2 - 129.5
			2	B2 - 79.5
			2	H - 193
			1	B1 - 187.5
			1	B1 - 167.5

BESLAG DEUREN > ZIE "OPENING DOORS"  
 ACCESSOIRES PORTES > VOIRE "OPENING DOORS"  
 DOORS GEAR > SEE "OPENING DOORS"  
 TUERENBESCHLAG > SIEHE "OPENING DOORS"





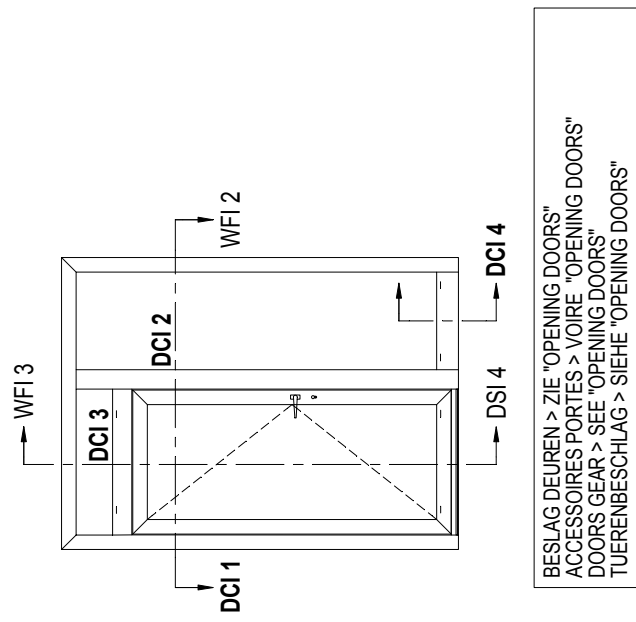
Icon	Code	Icon	#
	168.7004.00		2
	168.8004.00		2
	068.7797.00		4
	060.8723.--		4
	160.8750.--		10
	168.8714.00		3
	168.5000.00		6
	069.8748.04		13.F....
	169.8748.04		13.F....
	069.6831.XX		13.F....
	081.9141.04		13.F....
	080.9078.04		(2xB1) + (2xH1)
	080.9381.04		(2xB1) + (4xH1)
	080.9125.SY		(2xB1) + (2xH1)
	080.9126.SY		(2xB2) + (2xH2)
			(2xB2) + (2xH3)
	080.9114.SY		(2xB1) + (2xH1)
	080.9231.07		2x (B1 - 247.5)
			2x (H1 - 249.5)
	180.9630.07		2x B1
			2x H2
			2x H
	180.9204.04		(2xB2) + (2xH2)
			(2xB3) + (2xH3)
			2H1
	087.9882.07		2x B
			2x H
	087.9940.04		3x B
			4x H
	069.8503.04		1
	052.5316.--		4
	069.8509.04		1
	052.5316.--		4

Icon	Code	Icon	#	Dimension
	508.0125.XX		1	B
			1	H
	108.1026.XX		1	H
			2	B1 - 93.5
			2	H1 - 46.5
	408.0029.XX		1	B1 - 69.5
			1	H1 - 33.5
			1	H1 - 33.5
	508.0114.XX		1	B1 - 79.5
			1	H - 53
	508.0142.XX		1	B2 - 79.5
	030.3610.XX		2	B1 - 248.5
			2	H1 - 250.5
	030.3609.XX		2	B1 - 79.5
			2	H1 - 129.5
			2	B2 - 79.5
			2	H - 193
	108.0030.XX		1	B1 - 135.5
	108.0071.XX		1	B1 - 115.5

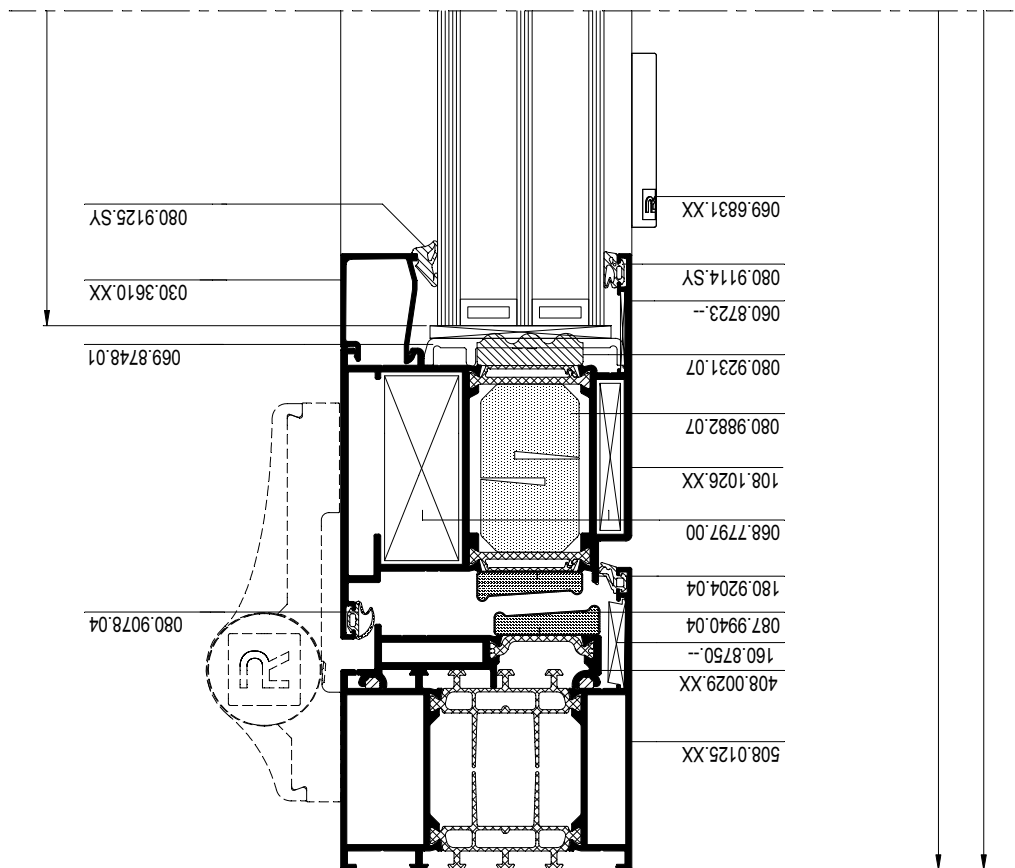
	b1 = B1 - 258.5
	h1 = H1 - 212.5
	b2 = B2 - 95.5
	h2 = H2 - 95.5
	h3 = H - 155

ZIE BEGLAZINGSTABEL  
 VOIR TABLEAU DE VITRAGE  
 SEE GLAZING TABLE  
 ZIE BEGLAZINGSTABEL

E



DCI 1



160 kg

030.0450.AN		1	B-94
030.0452.17		1	B-102
030.0453.SY		1	B-102
030.0451.XX		1	FB-98
030.0454.XX		1	FB-8
030.0460.--		1	FB-736
001.0075.17		-	-

200 kg

030.0450.AN		1	B-94
030.0452.17		1	B-102
030.0453.SY		1	B-102
030.0451.XX		1	FB-98
030.0454.XX		1	FB-8
030.0460.--		1	FB-1194
001.0075.17		-	-

RAAMBESLAG > ZIE "OPENING WINDOWS"  
ACCESSOIRES FENETRES > VOIRE "OPENING WINDOWS"  
WINDOW GEAR > SEE "OPENING WINDOWS"  
FENSTERBESCHLAG > SIEHE "OPENING WINDOWS"

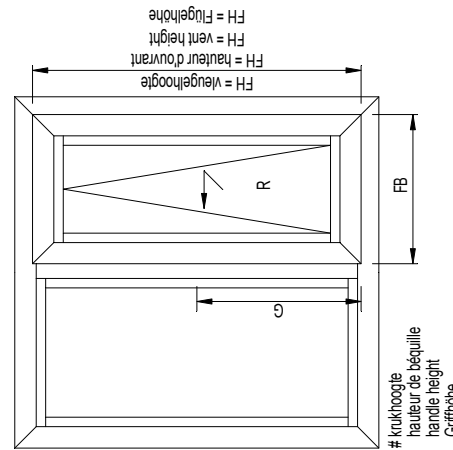
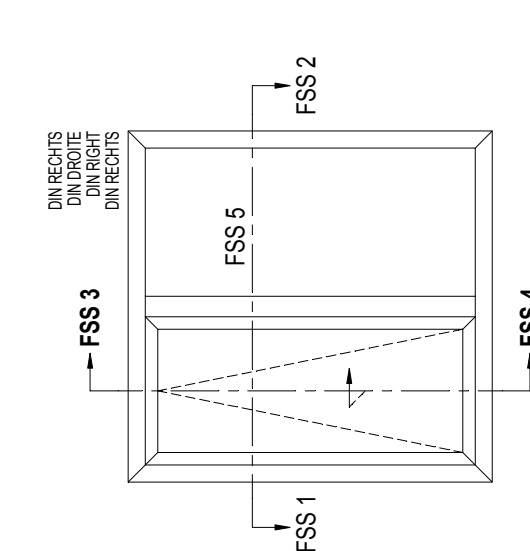
Ramen-Fenêtres-Windows-Fenster	
	MIN MAX
FB	790 1680
FH	930 2380
FG	Max. 160 kg

Ramen-Fenêtres-Windows-Fenster	
	MIN MAX
FB	1280 2000
FH	930 2700
FG	Max. 200 kg

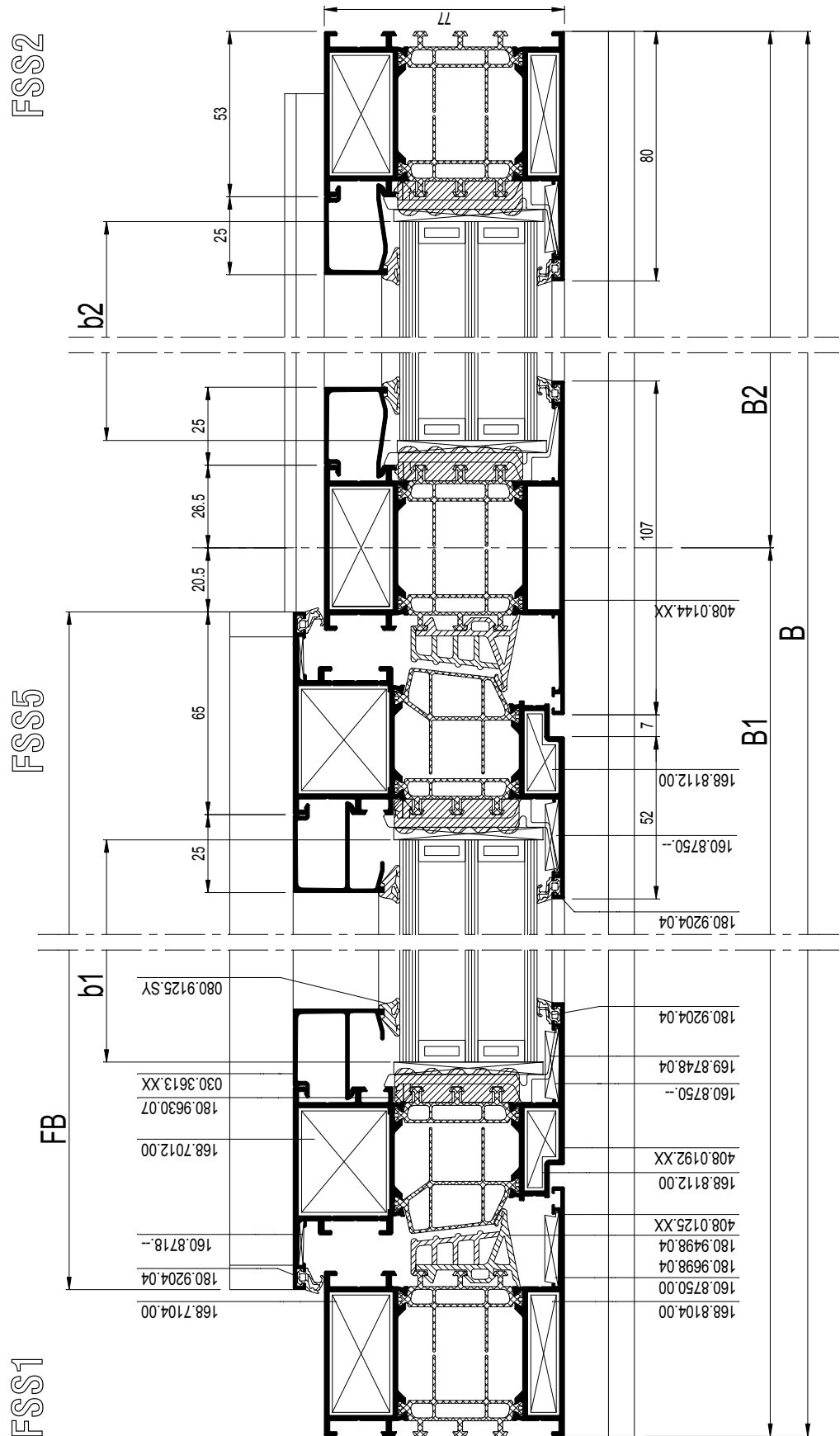
			#	↳ mm
408.0125.XX			2	B
408.0114.XX			2	H
408.0192.XX			1	H-106
030.3613.XX			2	B1 - 67.5
030.3610.XX			2	H - 94
030.3877.XX			2	B1 - 197.5
030.3876.XX			2	H - 274
			2	B2 - 79.5
			2	H - 156
			1	B
			1	B-79.5

b1 = B1 - 213.5
h1 = H - 240
b2 = B2 - 95.5
h2 = H - 122

ZIE BEGLAZINGSTABEL  
VOIR TABLEAU DE VITRAGE  
SEE GLAZING TABLE  
ZIE BEGLAZINGSTABEL





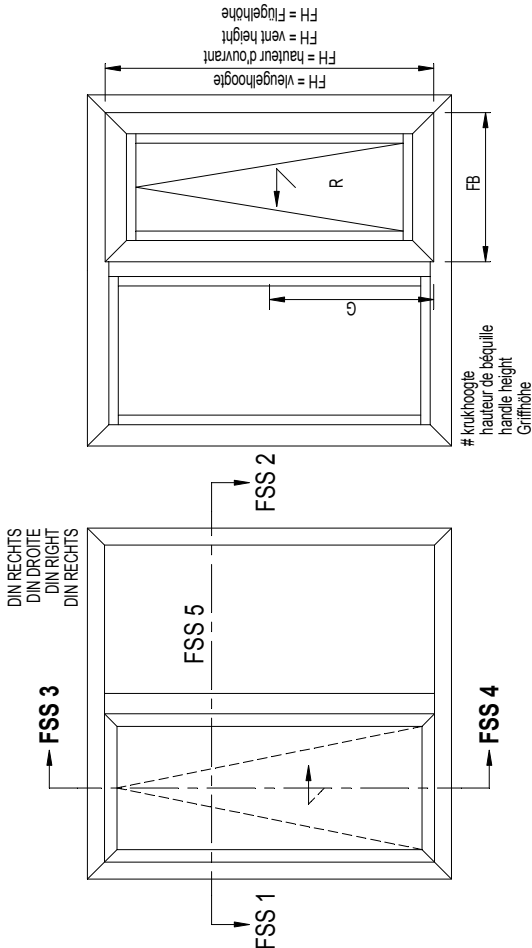


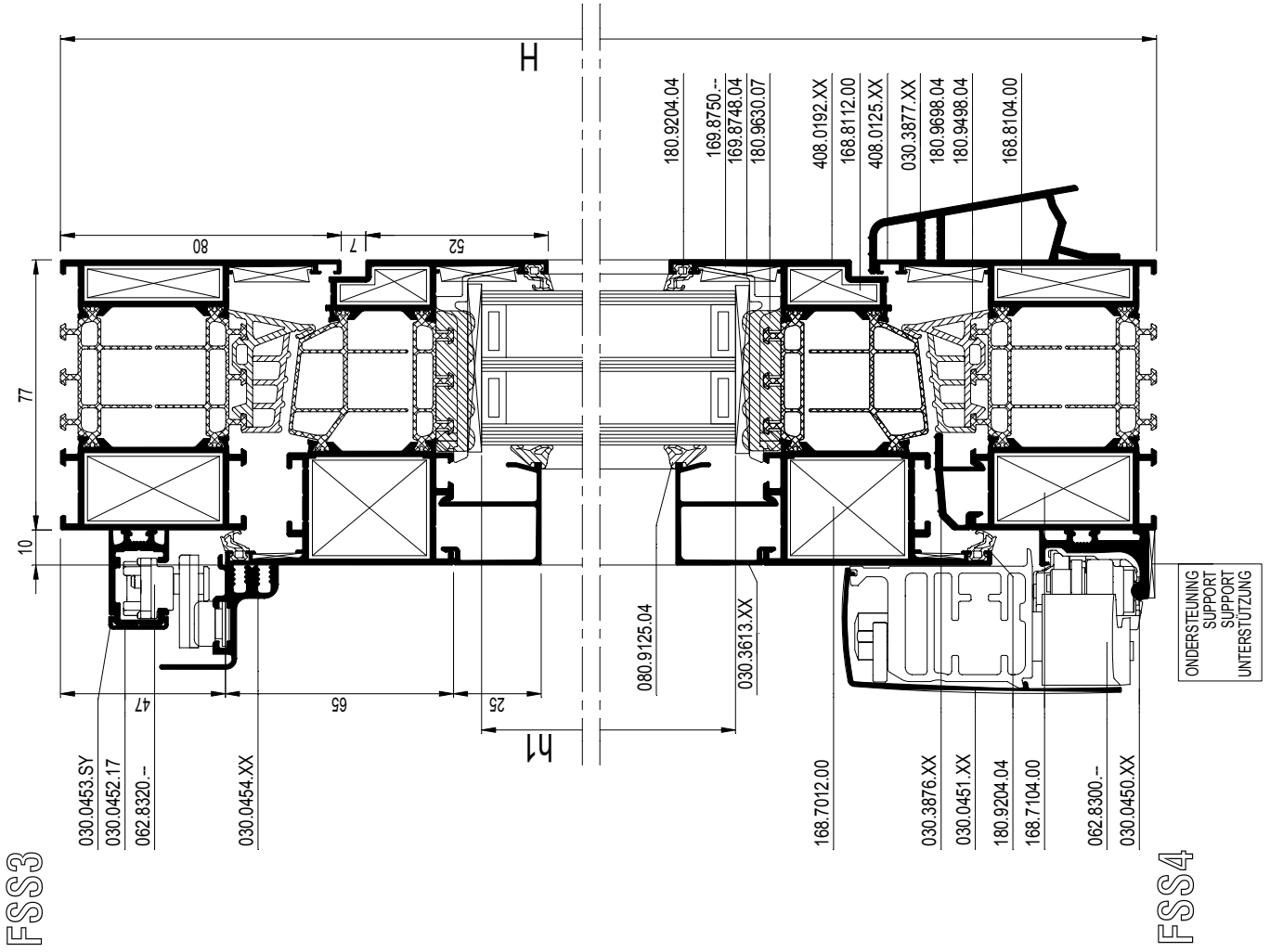
schaal - échelle  
scale - Maßstab  
1/2

		#
		4
		4
		4
		4
		2
		4
		4
		4
		19H.F. ...
		(2xB1)+(2xH)
		(2xb1)+(2xh1)
		(2xb2)+(2xh2)
		(2xB1) + (2xH)
		4
		2xB1
		2xB2
		4xH
		(2xb1) + (2xh1)
		(2xb2) + (2xh2)
		4
		4
		1/300mm

	097.0149.00
	097.0150.00
	097.0160.00

FRONT SLIDE RAAMBESLAG > ZIE OPENING WINDOWS  
FRONT SLIDE ACCESSOIRES FENETRE > VOIR OPENING WINDOWS  
FRONT SLIDE WINDOW GEAR > SEE OPENING WINDOWS  
FRONT SLIDE FENSTERBESCHLAG > SEHE OPENING WINDOWS



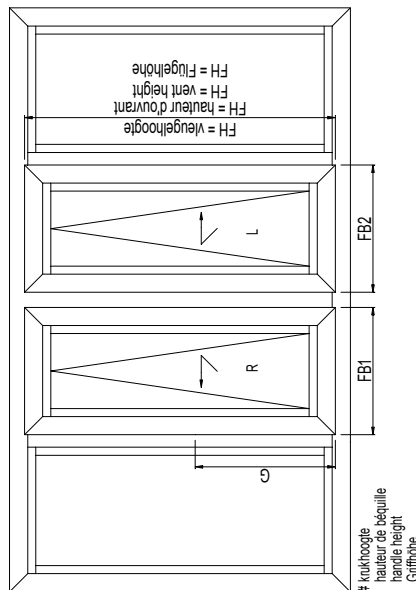
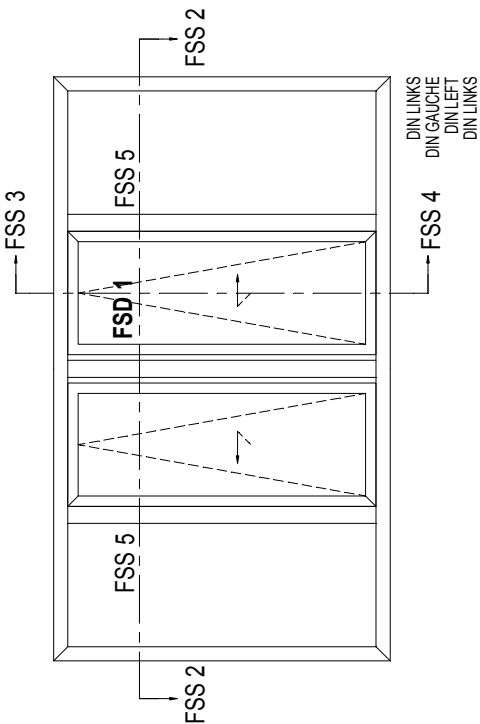


Icon	Code	Icon	#
	168.8750.00		12
	168.8104.00		4
	168.7104.00		4
	168.7012.00		8
	168.8112.00		8
	168.8714.00		4
	168.8686.04		8
	160.8750.--		8
	160.8718.--		8
	169.8748.04		19H.F. ...
	180.9204.04		(2xB1)+(2xB2)
			(3xH)
			(2xb1) + (2xb2)
	180.9204.04		(2xb3) + (2xb4)
			(4xh1) + (4xh2)
	180.9698.04		(2xB1) + (2xB2)
			(3xH)
	180.9498.04		8
	180.9630.07		(2xB1) + (2xB2)
			(2xB3) + (2xB4)
			(8xH)
	080.9125.SY		(2xb1) + (2xb2)
			(2xb3) + (2xb4)
			(4xh1) + (4xh2)
	050.5153.--		1/300mm
	052.5317.--		1/300mm
	169.6897.SY		1
	052.5318.--		2
	052.5327.--		2

Icon	Code	Icon	#	Icon	Code
	408.0125.XX		2		B
	408.0192.XX		2		H
	408.0114.XX		2		B1 - 24
	408.0115.XX		2		B2 - 24
	030.3877.XX		4		H - 94
	030.3876.XX		2		H - 106
	030.3610.XX		1		H - 178
	030.3613.XX		1		B
			1		B1+B2-53
			2		B3 - 79.5
			2		B4 - 79.5
			4		H - 156
			2		B1 - 154
			2		B2 - 154
			4		H - 274

	b1 = B1 - 170
	h1 = H - 240
	b2 = B2 - 170
	h2 = H - 122
	b3 = B3 - 95.5
	b4 = B4 - 95.5

ZIE BEGLAZINGSTABEL  
VOIR TABLEAU DE VITRAGE  
SEE GLAZING TABLE  
ZIE BEGLAZINGSTABEL



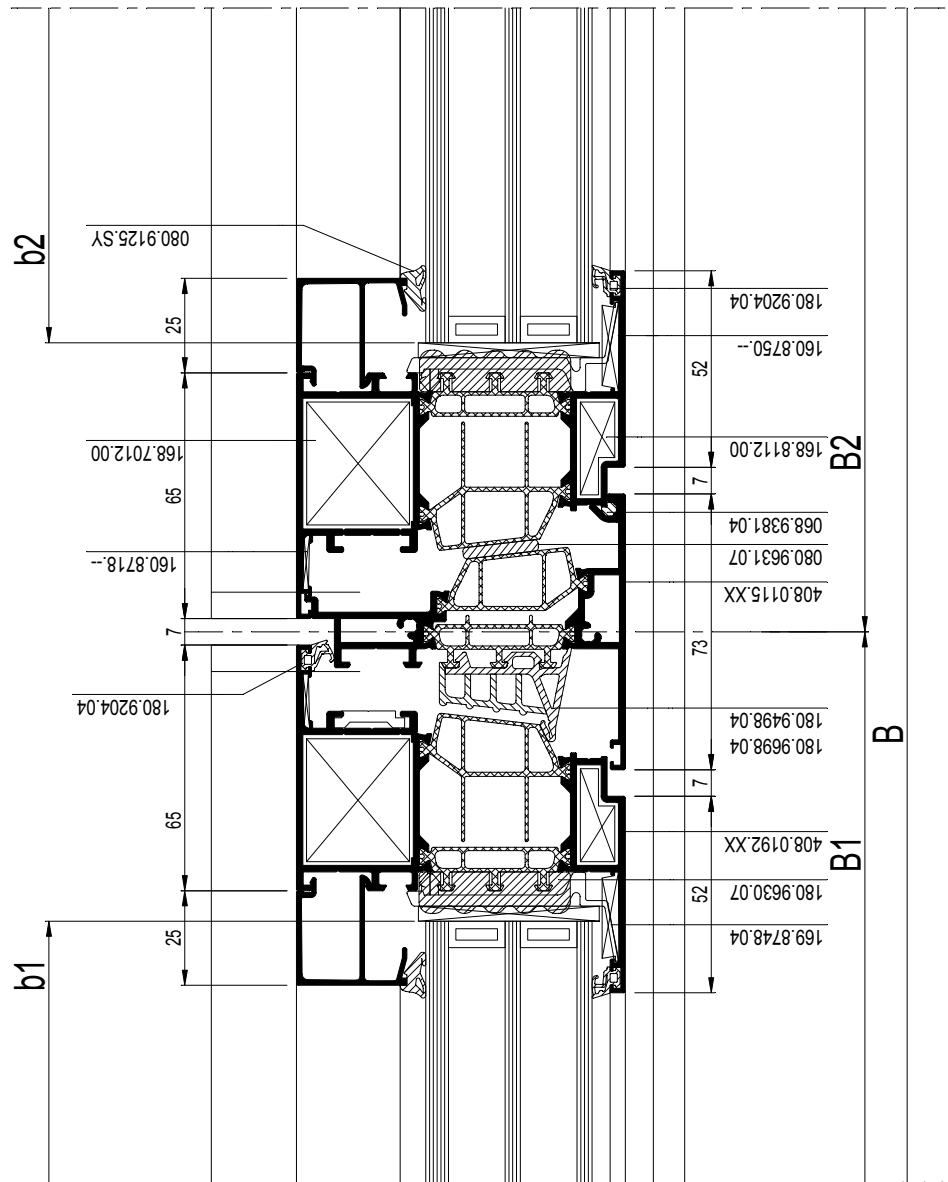
160 kg

030.0450.AN			1	B-94
030.0452.17			1	B-102
030.0453.SY			1	B-102
030.0451.XX			1	FB-98
030.0454.XX			1	FB-8
030.0460.--			1	FB-736
001.0075.17			-	-

200 kg

030.0450.AN			1	B-94
030.0452.17			1	B-102
030.0453.SY			1	B-102
030.0451.XX			1	FB-98
030.0454.XX			1	FB-8
030.0460.--			1	FB-1194
001.0075.17			-	-

FSD 1



Schnitt - échelle  
scale - Maßstab  
1/2

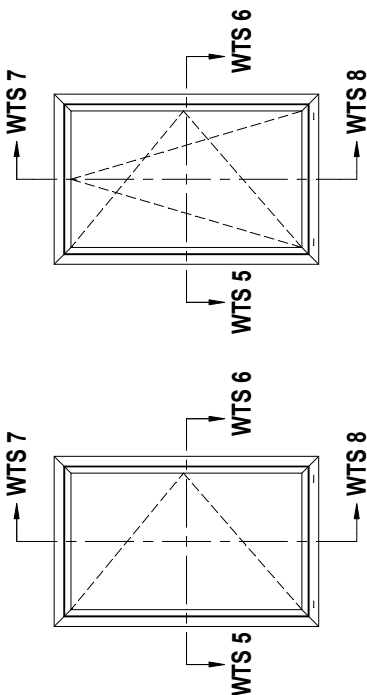
			#	#
168.7002.00		B	2	8
168.7112.00		H	2	4
168.8112.00		B - 54	2	4
160.8750.--		H - 54	2	8
160.8718.--		B - 184	2	4
169.8749.04		H - 234	2	19H.F. ...
069.6831.XX				19H.F. ...
180.9204.04				(2xB) + (2xH) (2xb) + (2xh)
180.9698.04				(2xB) + (2xH)
180.9498.04				4
180.9630.07				(2xB) + (2xH)
080.9125.04				(2xb) + (2xh)

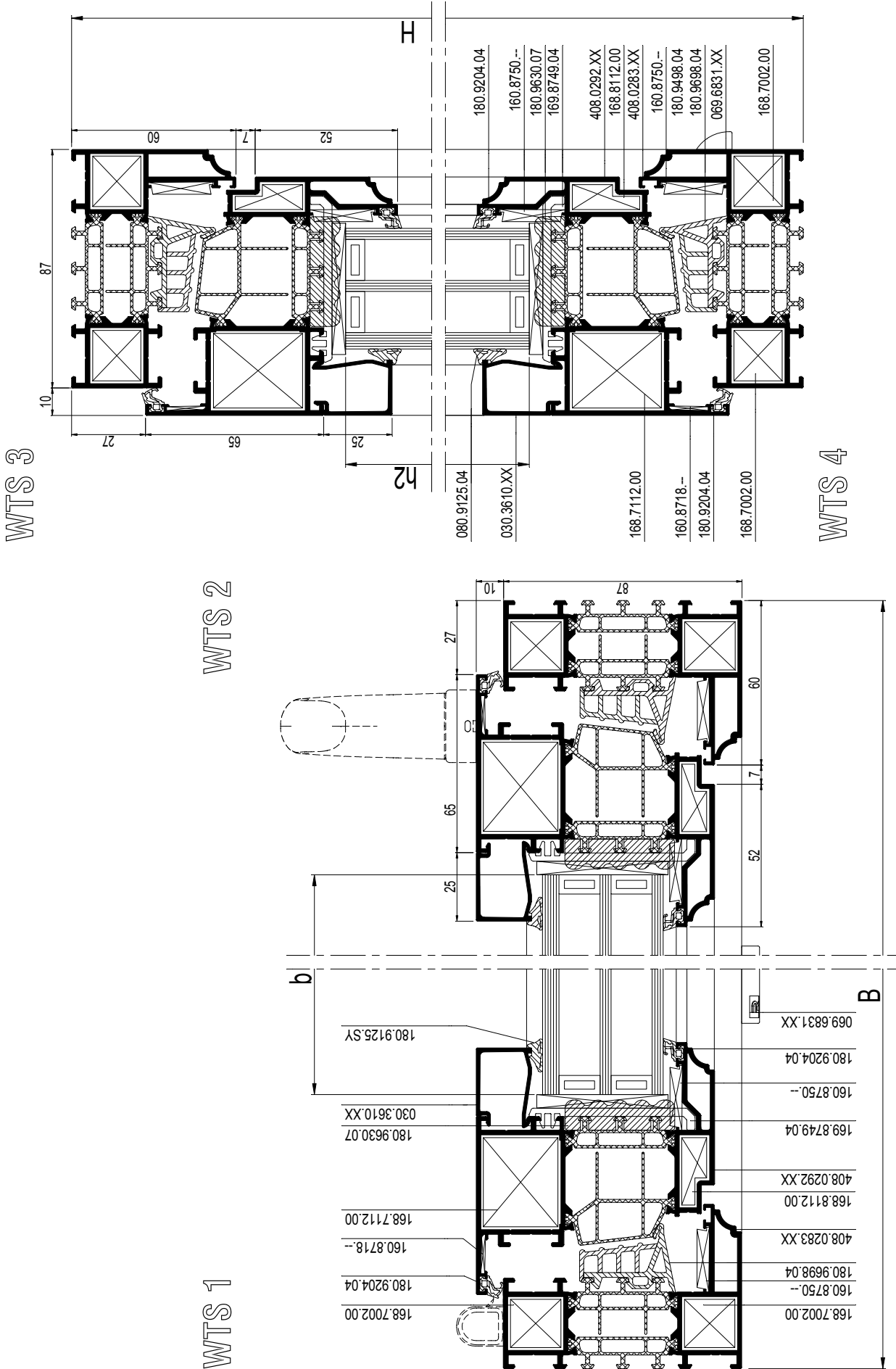
			#	
408.0283.XX			2	B
408.0292.XX			2	H
030.3610.XX			2	B - 54 H - 54

	b = B - 200
	h = H - 200

ZIE BEGLAZINGSTABEL  
VOIR TABLEAU DE VITRAGE  
SEE GLAZING TABLE  
ZIE BEGLAZINGSTABEL

RAAMBESLAG > ZIE "OPENING WINDOWS"  
ACCESSOIRES FENETRES > VOIRE "OPENING WINDOWS"  
WINDOW GEAR > SEE "OPENING WINDOWS"  
FENSTERBESCHLAG > SIEHE "OPENING WINDOWS"





schaal - échelle  
scale - Maßstab  
1/2

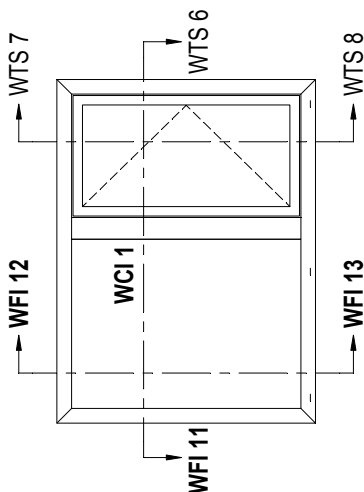
			#
	168.7002.00		8
	168.7112.00		4
	168.8112.00		4
	068.8712.00		2
	168.5000.00		4
	160.8750.--		12
	160.8718.--		4
	169.8748.04		19H.F. ...
	169.8749.04		19H.F. ...
	069.6831.XX		19H.F. ...
	180.9204.04		(2xB1) + (3xH) (2xB2) + (2xH1)
	180.9698.04		(2xB) + (2xH)
	180.9498.04		2
	180.9630.07		(2xB) + (2xH)
	080.9125.04		(2xB1) + (2xH) (2xB2) + (2xH)

RAAMBESLAG > ZIE "OPENING WINDOWS"  
ACCESSOIRES FENETRES > VOIRE "OPENING WINDOWS"  
WINDOW GEAR > SEE "OPENING WINDOWS"  
FENSTERBESCHLAG > SIEHE "OPENING WINDOWS"

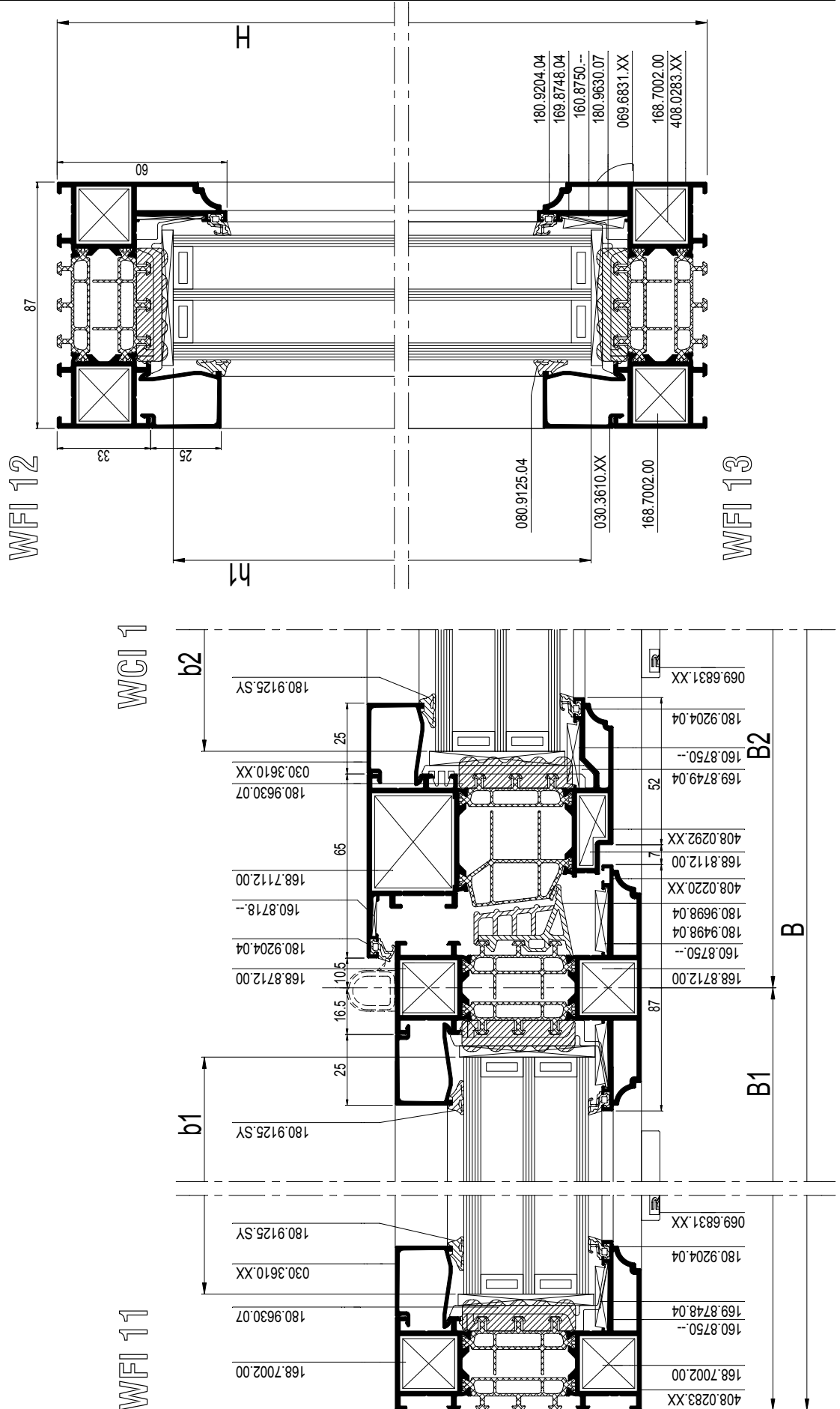
			#	↳
	408.0283.XX		2	B
	408.0292.XX		2	H
	408.0220.XX		2	B2 - 37.5
	408.0220.XX		2	H - 54
	030.3610.XX		1	H - 66
	030.3610.XX		2	B1 - 49.5
	030.3610.XX		2	B2 - 167.5
	030.3610.XX		2	H - 116
	030.3610.XX		2	H - 234

	b1 = B1 - 65.5
	h1 = H - 82
	b2 = B2 - 183.5
	h2 = H - 200

ZIE BEGLAZINGSTABEL  
VOIR TABLEAU DE VITRAGE  
SEE GLAZING TABLE  
ZIE BEGLAZINGSTABEL







schaal - échelle  
scale - Maßstab  
1/2

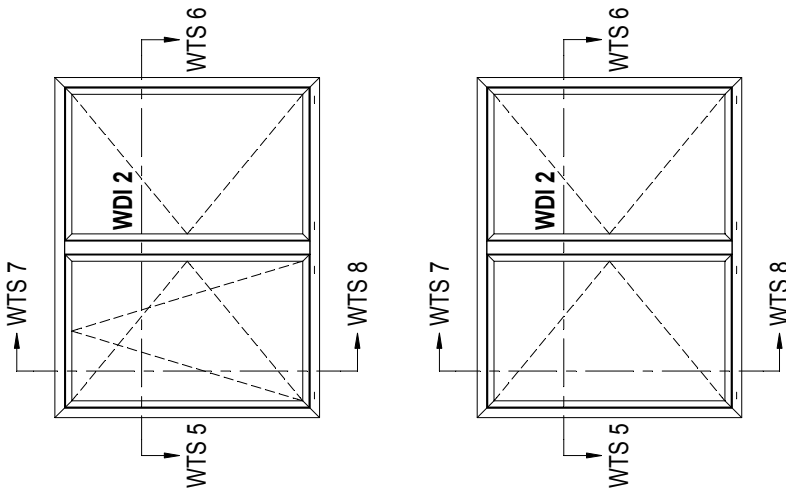
			#
	168.7002.00		4
	168.8002.00		4
	168.7112.00		8
	168.8112.00		8
	160.8750.--		4
	160.8718.--		12
	169.6897.SY		1
	052.5318.--		2
	052.5327.--		2
	169.8748.04		19H.F. ...
	069.6831.XX		19H.F. ...
	180.9698.04		(2xB)+(3xH)
	180.9498.04		6
	180.9630.07		2x(B1 - 160.5)
			2x(B2 - 160.5)
			4x(H - 184)
			19H.F. ...
	080.9124.04		(2xb1) + (2xh)
			(2xb2) + (2xh)
	180.9204.04		(2xB)+(3xH)
			(2xb1) + (2xh)
			(2xb2) + (2xh)
	069.9381.04		H
	080.9631.07		H
	069.6648.08		2
	050.5040.--		1/300MM
	080.9381.04		2XH

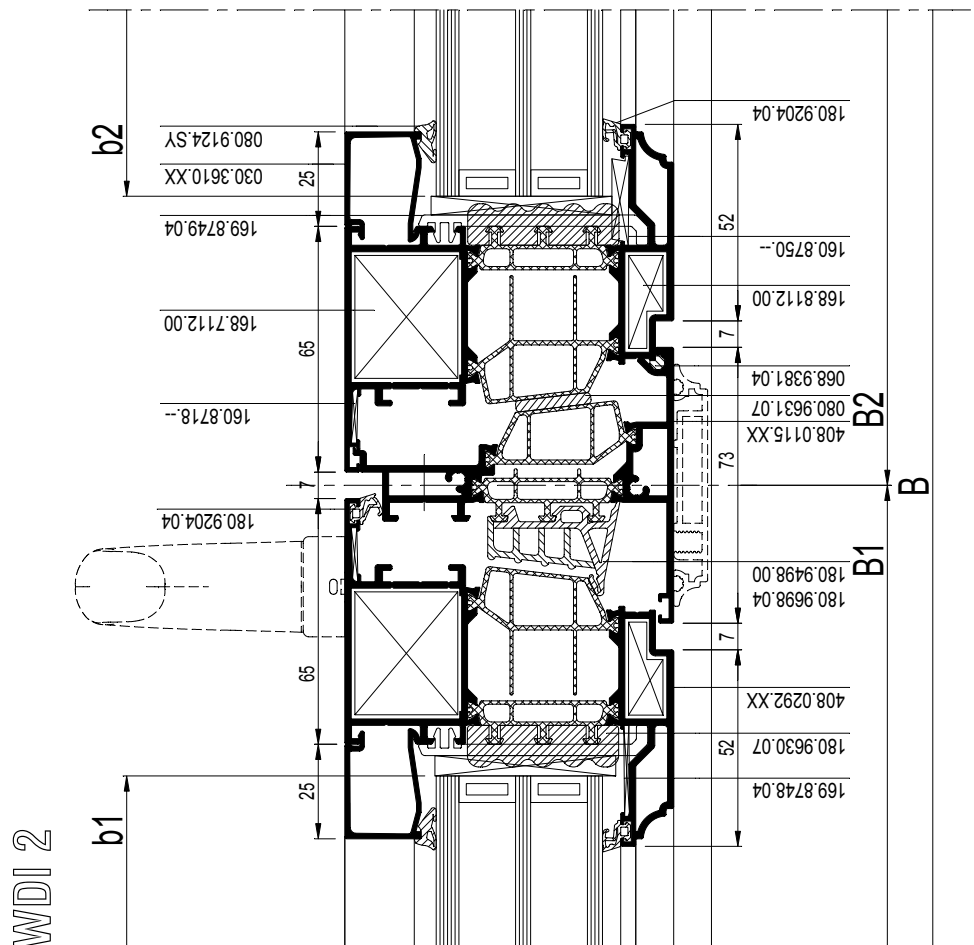
			#	↳
	408.0283.XX		2	B
	408.0292.XX		2	H
			2	B1 - 30.5
			2	B2 - 30.5
	408.0115.XX		4	H - 54
			1	H - 138
	030.3610.XX		2	B1 - 160.5
			2	B2 - 160.5
	001.0215.XX		4	H - 234
			1	H - 138

	b1 = B1 - 176.5
	b2 = B2 - 176.5
	h = H - 200

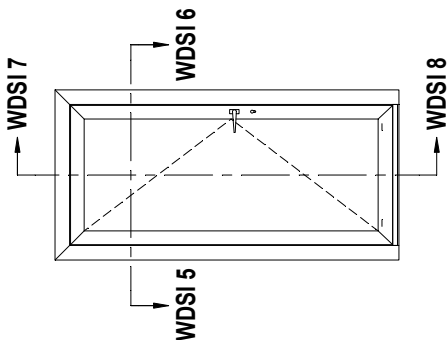
ZIE BEGLAZINGSTABEL  
VOIR TABLEAU DE VITRAGE  
SEE GLAZING TABLE  
ZIE BEGLAZINGSTABEL

RAAMBESLAG > ZIE "OPENING WINDOWS"  
ACCESSOIRES FENETRES > VOIRE "OPENING WINDOWS"  
WINDOW GEAR > SEE "OPENING WINDOWS"  
FENSTERBESCHLAG > SIEHE "OPENING WINDOWS"





schaal - échelle  
scale - Maßstab  
1/2



Icon	Code	Icon	#
	168.7002.00		4
	168.7113.00		4
	168.8113.00		4
	160.8750.--		6
	160.8718.--		4
	169.8749.04		19H.F. ...
	069.6831.XX		19H.F. ...
	180.9204.04		(2xB) + (2xH) (2xb) + (2xh)
	180.9698.04		B + (2xH)
	180.9498.04		2
	180.9630.07		(2xB) + (2xH) (2xb) + (2xh)
	080.9126.SY		(2xB) + (2xH) (2xb) + (2xh)
	169.7300.SY		1
	081.9091.04		4x75mm
	052.5311.--		4
	169.7400.SY		1
	081.9091.04		4x75mm
	052.5311.--		4
	081.9142.04		19H.F. ...
	081.9055.--*		19H.F. ...

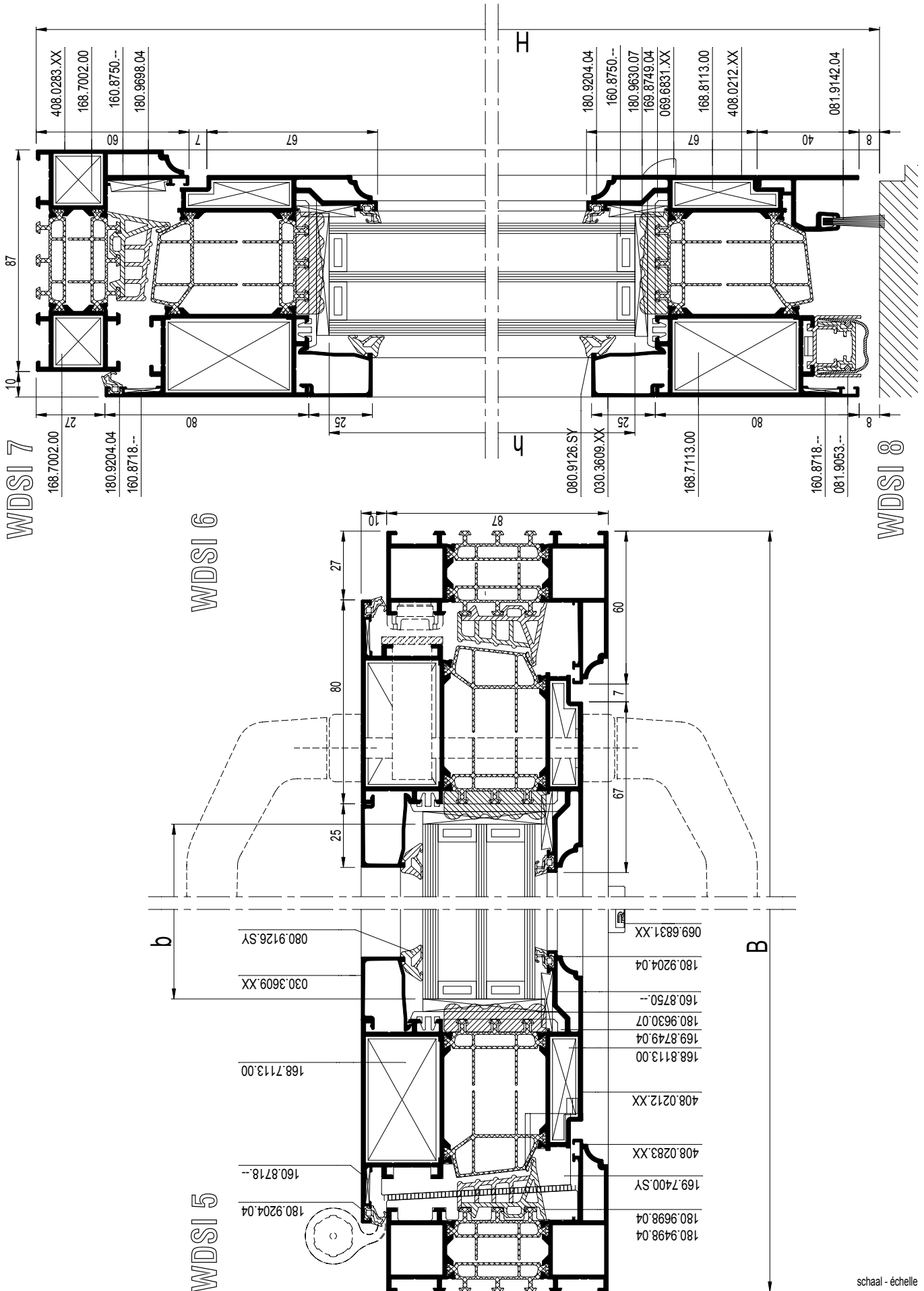
Icon	Code	Icon	#	Icon	Dim
	408.0283.XX		1		B
	408.0212.XX		1		H
	030.3609.XX		1		H
	408.0049.XX		2		B - 54
			2		H - 35
			2		B - 214
			2		H - 245
			1		B - 140

\* Afhankelijk van de vleugelbreedte  
 \* En fonction de la largeur de l'ouvrant  
 \* Depending on vent width  
 \* Abhängig von der Flügelbreite

	b = B - 230
	h = H - 211

ZIE BEGLAZINGSTABEL  
 VOIR TABLEAU DE VITRAGE  
 SEE GLAZING TABLE  
 ZIE BEGLAZINGSTABEL

RAAMDEURBESLAG > ZIE "OPENING DOORS"  
 ACCESSOIRES PORTES FENETRES > VOIRE "OPENING DOORS"  
 WINDOW-DOOR GEAR > SEE "OPENING DOORS"  
 ZUBEHÖR FENSTERTUEREN > SIEHE "OPENING DOORS"



schaal - échelle  
scale - Maßstab  
1/2

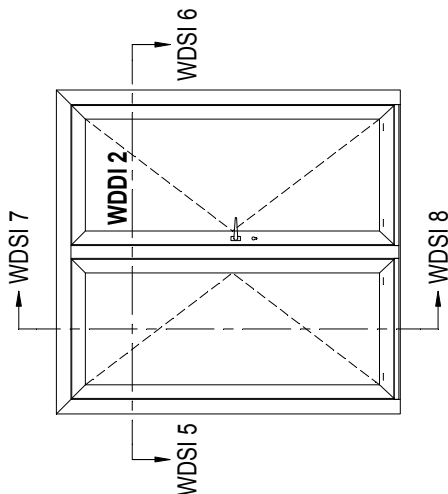
Icon	Code	Icon	#
	168.7002.00		4
	168.7113.00		4
	168.8113.00		4
	160.8750.--		10
	160.8718.--		8
	169.8748.04		19H.F. ...
	069.6831.XX		19H.F. ...
	169.6897.SY		1
	052.5318.--		1
	052.5327.--		1
	180.9204.04		(2xB) + (2xH) + (3xH) (2xb1) + (2xb2) + (4xh)
	180.9698.04		(2xB) + (3xH)
	180.9498.04		2
	180.9630.07		2 x B1 2 x B2 4 x H
	080.9126.SY		(2xb1) + (2xb2) + (4xh)
	169.7300.SY		2
	081.9091.04		8x75mm
	052.5311.--		8
	169.7400.SY		1
	081.9091.04		4x75mm
	052.5311.--		4
	080.9381.04		H
	081.9142.04		19H.F. ...
	080.9631.07		H

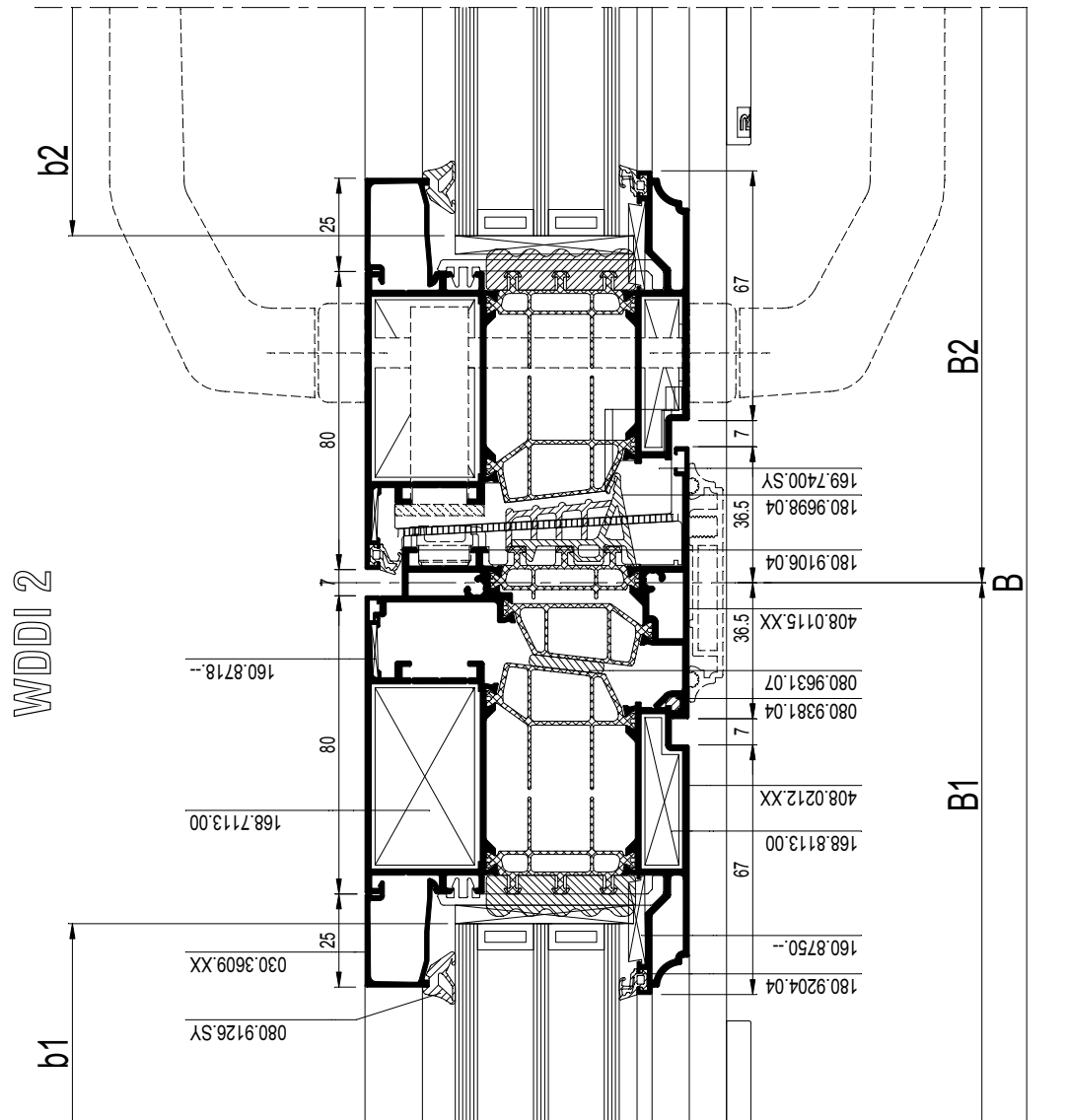
Icon	Code	Icon	#	Icon	Dim
	408.0283.XX		1		B
	408.0212.XX		1		H
	408.0115.XX		1		H
	030.3609.XX		2		B1 - 30.5
	408.0049.XX		2		B2 - 30.5
			4		H - 35
			1		H - 77
			2		B1 - 190.5
			2		B2 - 190.5
			4		H - 245
			1		B1 - 113.5
			1		B2 - 116.5

	b1 = B1 - 206.5
	b2 = B2 - 206.5
	h = H - 211

ZIE BEGLAZINGSTABEL  
 VOIR TABLEAU DE VITRAGE  
 SEE GLAZING TABLE  
 ZIE BEGLAZINGSTABEL

RAAMDEURBESLAG > ZIE "OPENING DOORS"  
 ACCESSOIRES PORTES FENETRES > VOIRE "OPENING DOORS"  
 WINDOW-DOOR GEAR > SEE "OPENING DOORS"  
 ZUBEHÖR FENSTERTUEREN > SIEHE "OPENING DOORS"





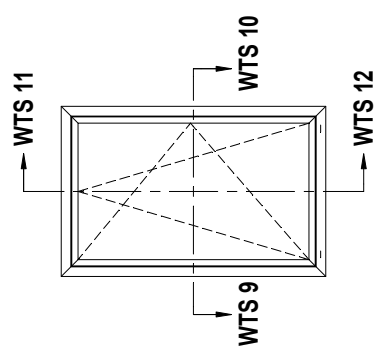
			#
168.7002.00		B	8
168.7112.00		H	4
168.8112.00		B - 54	4
160.8750.--		H - 54	8
160.8718.--		B - 184	4
169.8749.04		H - 234	19H.F. ...
069.6831.XX			19H.F. ...
180.9204.04			(2xB) + (2xH) (2xb) + (2xh)
180.9698.04			(2xB) + (2xH)
180.9498.04			4
180.9630.07			(2xB) + (2xH)
080.9125.04			(2xb) + (2xh)

RAAMBESLAG > ZIE "OPENING WINDOWS"  
ACCESSOIRES FENETRES > VOIRE "OPENING WINDOWS"  
WINDOW GEAR > SEE "OPENING WINDOWS"  
FENSTERBESCHLAG > SIEHE "OPENING WINDOWS"

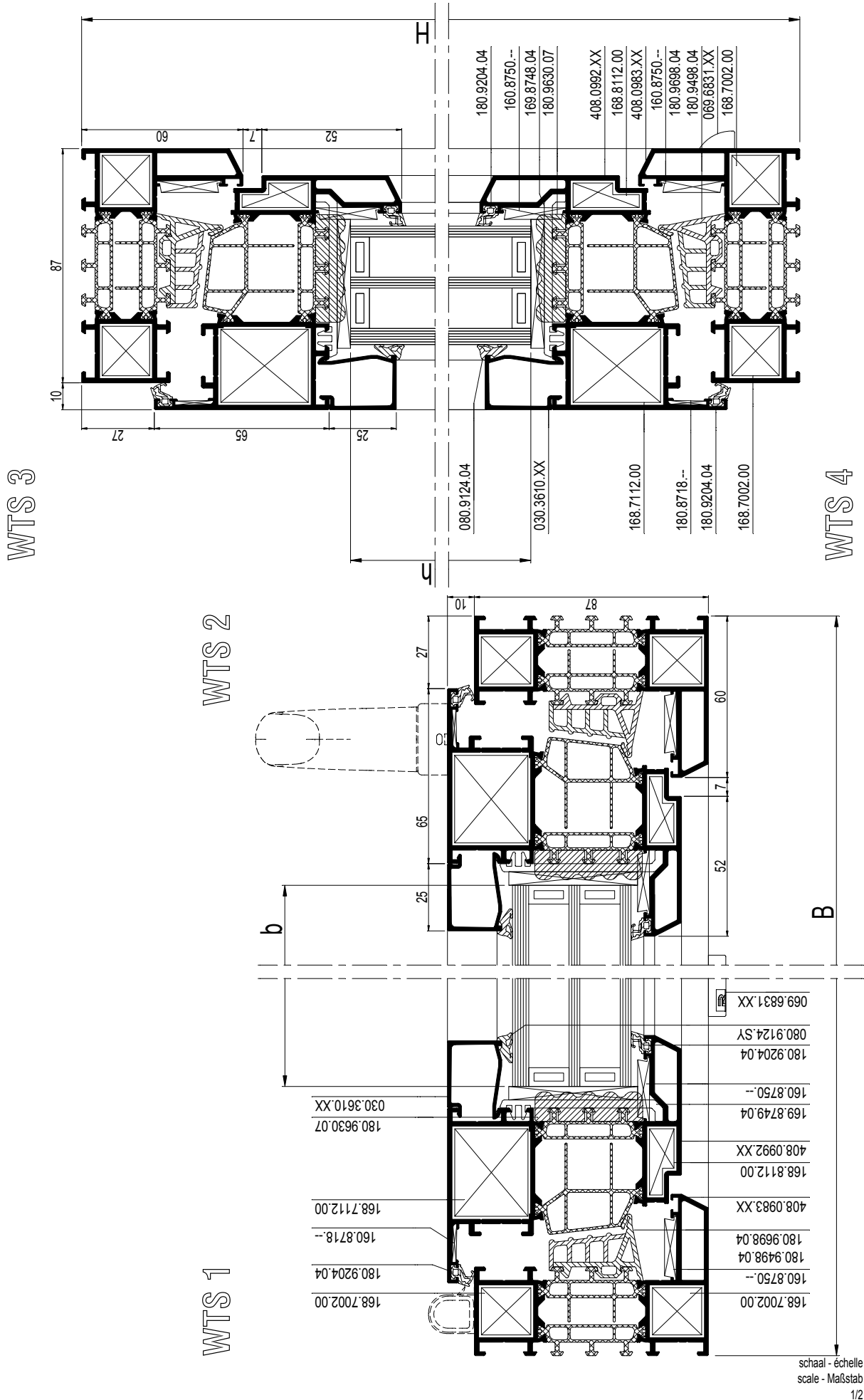
			#	
408.0983.XX			2	B
408.0992.XX			2	H
030.3610.XX			2	B - 54
			2	H - 54
			2	B - 184
			2	H - 234

b = B - 200  
h = H - 200

ZIE BEGLAZINGSTABEL  
VOIR TABLEAU DE VITRAGE  
SEE GLAZING TABLE  
ZIE BEGLAZINGSTABEL







schaal - échelle  
scale - Maßstab  
1/2

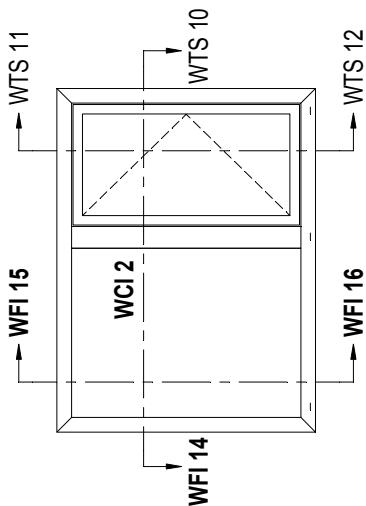
			#
	168.7002.00		8
	168.7112.00		4
	168.8112.00		4
	168.8712.00		2
	168.5000.00		4
	160.8750.--		12
	160.8718.--		4
	169.8748.04		19H.F. ...
	169.8749.04		19H.F. ...
	069.6831.XX		19H.F. ...
	180.9204.04		(2xB1) + (3xH) (2xB2) + (2xH1)
	180.9698.04		(2xB) + (2xH)
	180.9498.04		2
	180.9630.07		(2xB) + (2xH)
	080.9125.04		(2xB1) + (2xH) (2xB2) + (2xH)

RAAMBESLAG > ZIE "OPENING WINDOWS"  
ACCESSOIRES FENETRES > VOIRE "OPENING WINDOWS"  
WINDOW GEAR > SEE "OPENING WINDOWS"  
FENSTERBESCHLAG > SIEHE "OPENING WINDOWS"

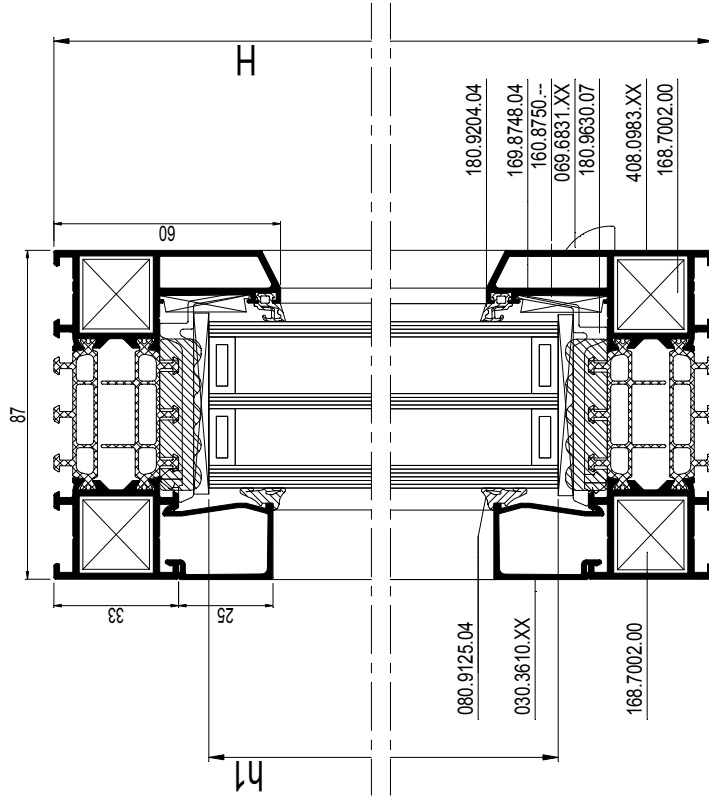
			#	↳
	408.0983.XX		2	B
	408.0992.XX		2	H
	408.0920.XX		2	B - 54
			2	H - 54
			1	H - 66
	030.3610.XX		2	B1 - 49.5
			2	B2 - 167.5
			2	H - 116
			2	H - 234

	b1 = B1 - 65.5
	h1 = H - 82
	b2 = B2 - 183.5
	h2 = H - 200

ZIE BEGLAZINGSTABEL  
VOIR TABLEAU DE VITRAGE  
SEE GLAZING TABLE  
ZIE BEGLAZINGSTABEL

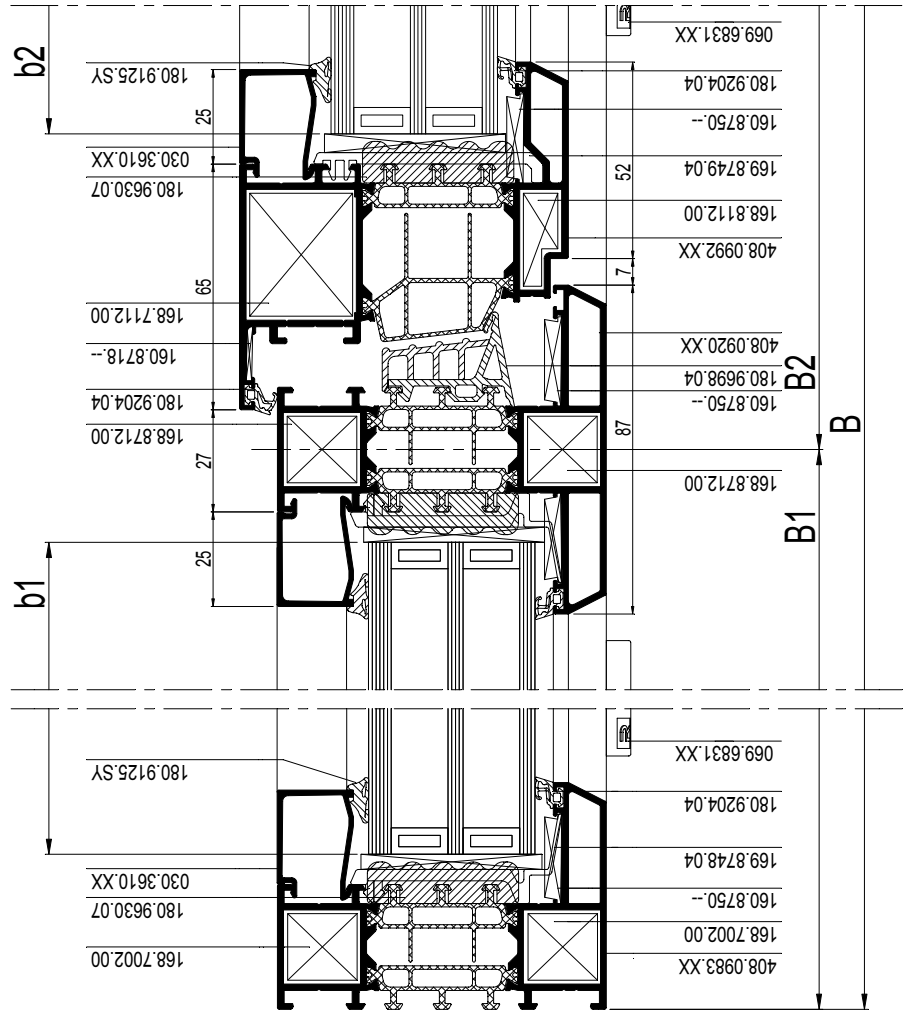


WFI 15



WFI 16

WCI 2



WFI 14

schaal - échelle  
scale - Maßstab  
1/2

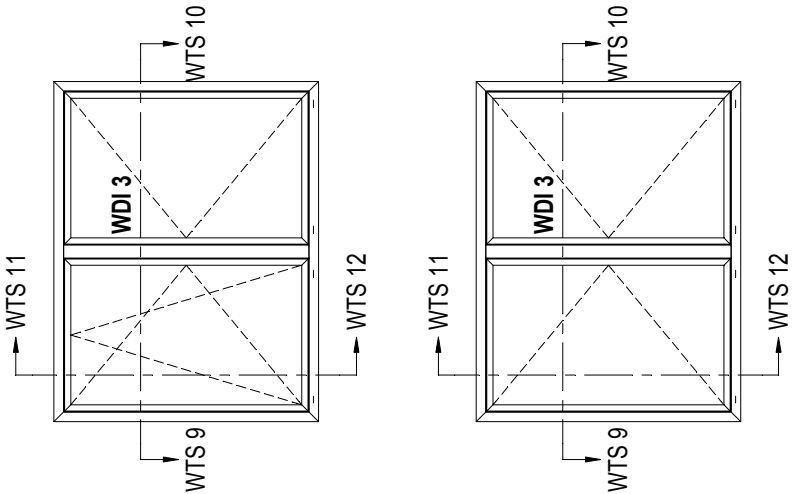
Icon	Product Code	Icon	#
	168.7002.00		4
	168.8002.00		4
	168.7012.00		8
	168.8012.00		8
	160.8750.--		12
	160.8718.--		8
	169.6897.SY		1
	052.5318.--		2
	052.5327.--		2
	169.8748.04		13.F...
	069.6831.XX		13.F...
	180.9204.04		(2xB)+(3xH)
	180.9698.04		(2xB)+(3xH)
	180.9498.04		6
	180.9630.07		2x (B1 - 160.5)
			2x (B2 - 160.5)
			4x (H - 184)
			19H.F. ...
	080.9124.SY		(2xb1) + (2xh)
			(2xb2) + (2xh)
	180.9204.04		(2xB)+(3xH)
			(2xb1) + (2xh)
			(2xb2) + (2xh)
	069.9381.04		1xH
	080.9631.07		H

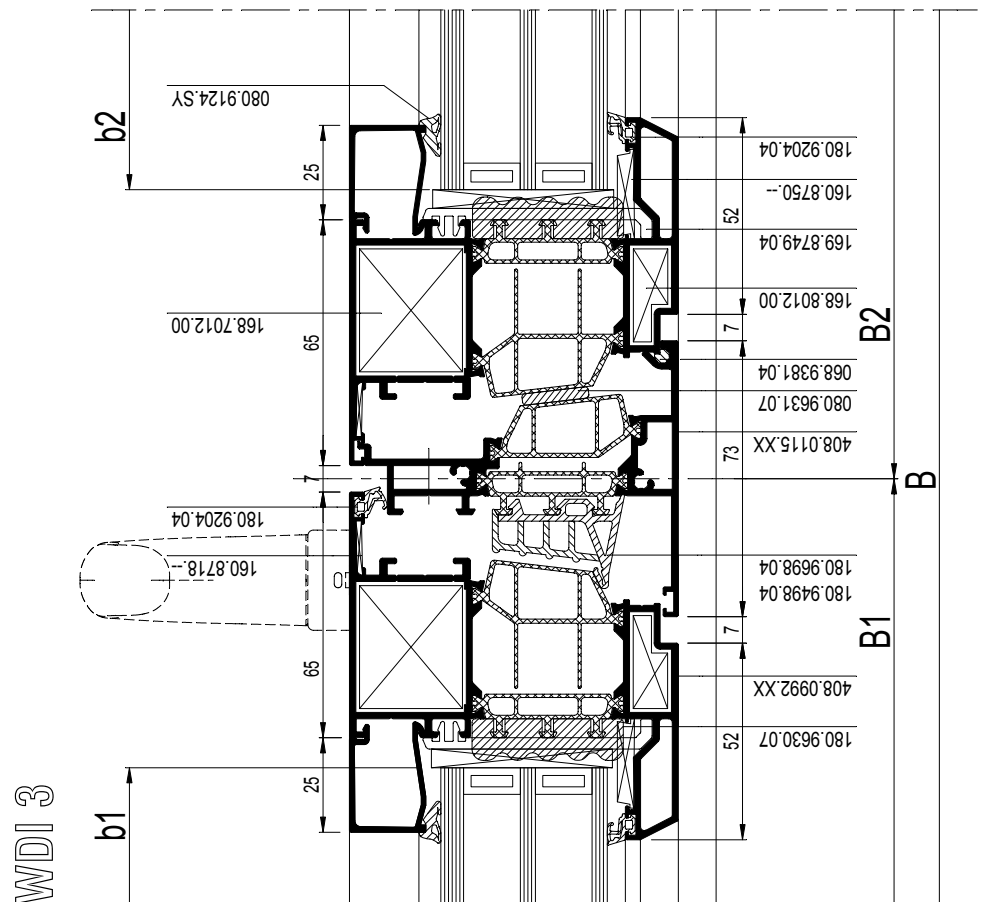
RAAMBESLAG > ZIE "OPENING WINDOWS"  
ACCESSOIRES FENETRES > VOIRE "OPENING WINDOWS"  
WINDOW GEAR > SEE "OPENING WINDOWS"  
FENSTERBESCHLAG > SIEHE "OPENING WINDOWS"

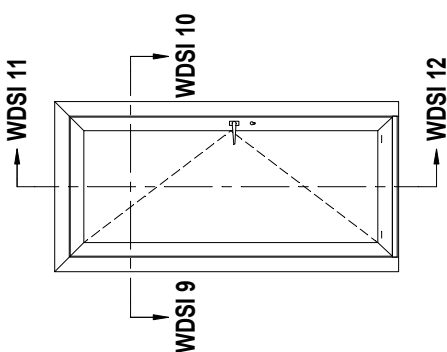
Icon	Product Code	Icon	#	Icon	Dimension
	408.0983.XX		2		B
	408.0992.XX		2		H
	408.0115.XX		2		B - 30.5
			4		H - 54
			1		H - 138
	030.3610.XX		2		B1 - 160.5
			2		B2 - 160.5
			4		H - 234

b1 = B1 - 176.5  
b2 = B2 - 176.5  
h = H - 200

ZIE BEGLAZINGSTABEL  
VOIR TABLEAU DE VITRAGE  
SEE GLAZING TABLE  
ZIE BEGLAZINGSTABEL







			#	$L_m$
408.0983.XX			1	B
			1	H
			1	H
408.0912.XX			2	B - 54
			2	H - 35
030.3609.XX			2	B - 214
			2	H - 245
408.0049.XX			1	B - 140

\* Afhankelijk van de vleugelbreedte  
 \* En fonction de la largeur de l'ouvrant  
 \* Depending on vent width  
 \* Abhängig von der Flügelbreite

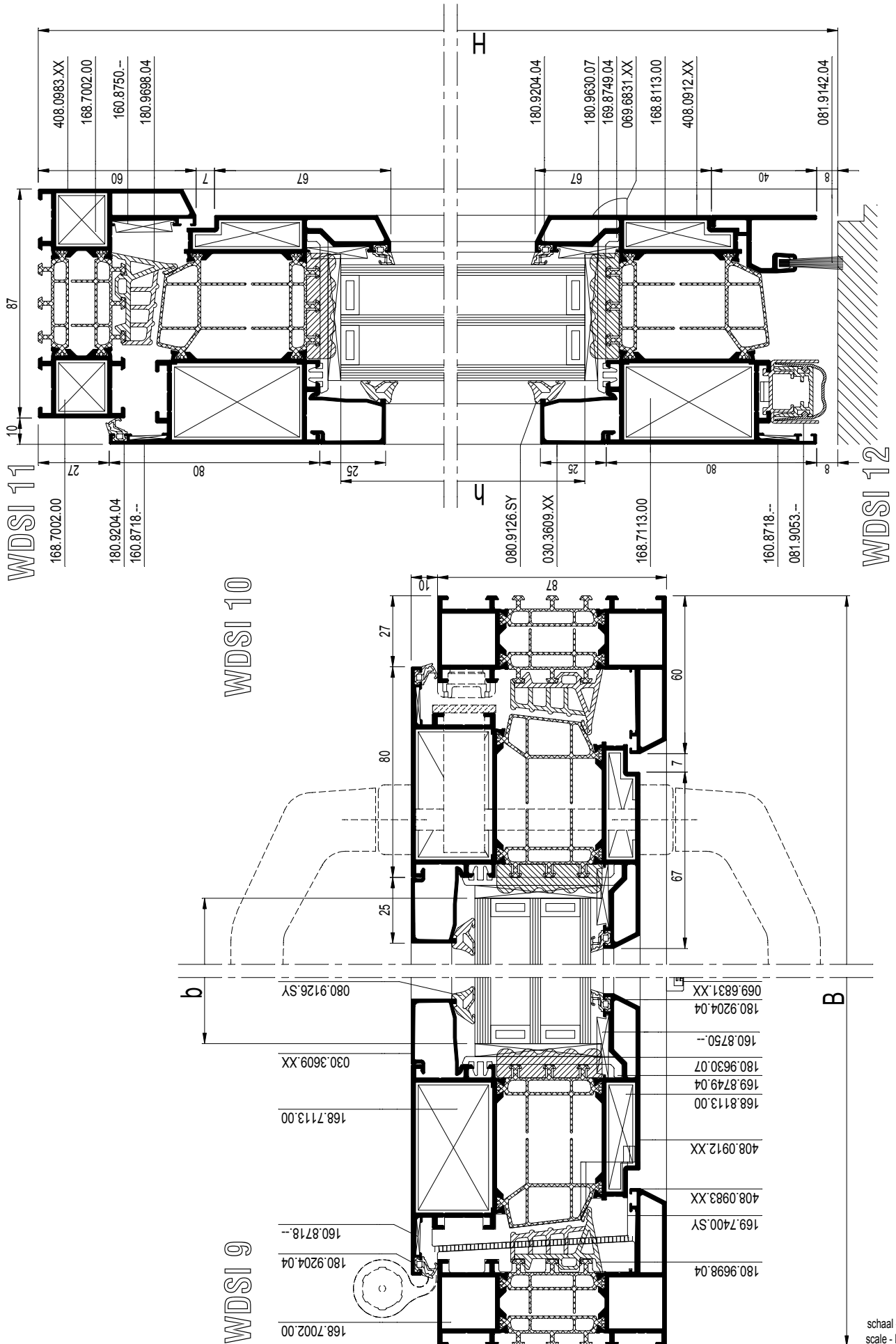


b = B - 230  
 h = H - 211

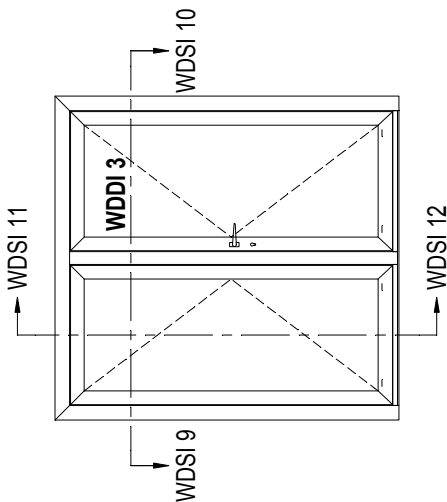
ZIE BEGLAZINGSTABEL  
 VOIR TABLEAU DE VITRAGE  
 SEE GLAZING TABLE  
 ZIE BEGLAZINGSTABEL

			#
168.7002.00			4
168.7113.00			4
168.8113.00			4
160.8750.--			6
160.8718.--			4
169.7300.SY			1
081.9091.04			4x75mm
052.5311.--			4
169.7400.SY			1
081.9091.04			4x75mm
052.5311.--			4
081.9091.04			8 x 75mm
081.9055.--			19H.F. ...
169.8749.04			19H.F. ...
069.6831.XX			19H.F. ...
180.9204.04			(2xB) + (2xH) (2xb) + (2xh)
180.9698.04			(2xB) + (2xH) (2xb) + (2xh)
180.9498.04			2
180.9630.07			(2xB) + (2xH) (2xb) + (2xh)
080.9126.SY			(2xB) + (2xH) (2xb) + (2xh)
081.9142.04			19H.F. ...
081.9055.-- *			19H.F. ...

RAAMDEURBESLAG > ZIE "OPENING DOORS"  
 ACCESSOIRES PORTES FENETRES > VOIRE "OPENING DOORS"  
 WINDOW-DOOR GEAR > SEE "OPENING DOORS"  
 ZUBEHÖR FENSTERTUEREN > SIEHE "OPENING DOORS"



schaal - échelle  
 scale - Maßstab  
 1/2



Icon	Code	Icon	#
	168.7002.00		4
	168.7113.00		4
	168.8113.00		4
	160.8750.--		10
	160.8718.--		8
	169.8748.04		19H.F. ...
	069.6831.XX		19H.F. ...
	169.6897.SY		1
	052.5318.--		1
	052.5327.--		1
	180.9204.04		(2xB) + (2xH) + (3xH) (2xb1) + (2xb2) + (4xh)
	180.9698.04		(2xB) + (3xH)
	180.9498.04		2
	180.9630.07		2 x B1 2 x B2 4 x H
	080.9126.SY		(2xb1) + (2xb2) + (4xh)
	169.7300.SY		2
	081.9091.04		8x75mm
	052.5311.--		8
	169.7400.SY		1
	081.9091.04		4x75mm
	052.5311.--		4
	080.9381.04		H
	081.9142.04		19H.F. ...
	080.9631.07		H

Icon	Code	Icon	#	Icon	Label
	408.0983.XX		1		B
	408.0912.XX		1		H
	408.0912.XX		1		H
	408.0912.XX		2		B1 - 30.5
	408.0912.XX		2		B2 - 30.5
	408.0115.XX		4		H - 35
	408.0115.XX		1		H - 77
	030.3609.XX		2		B1 - 190.5
	030.3609.XX		2		B2 - 190.5
	408.0049.XX		4		H - 245
	408.0049.XX		1		B1 - 113.5
	408.0049.XX		1		B2 - 116.5

	b1 = B1 - 206.5
	b2 = B2 - 206.5
	h = H - 211

ZIE BEGLAZINGSTABEL  
 VOIR TABLEAU DE VITRAGE  
 SEE GLAZING TABLE  
 ZIE BEGLAZINGSTABEL

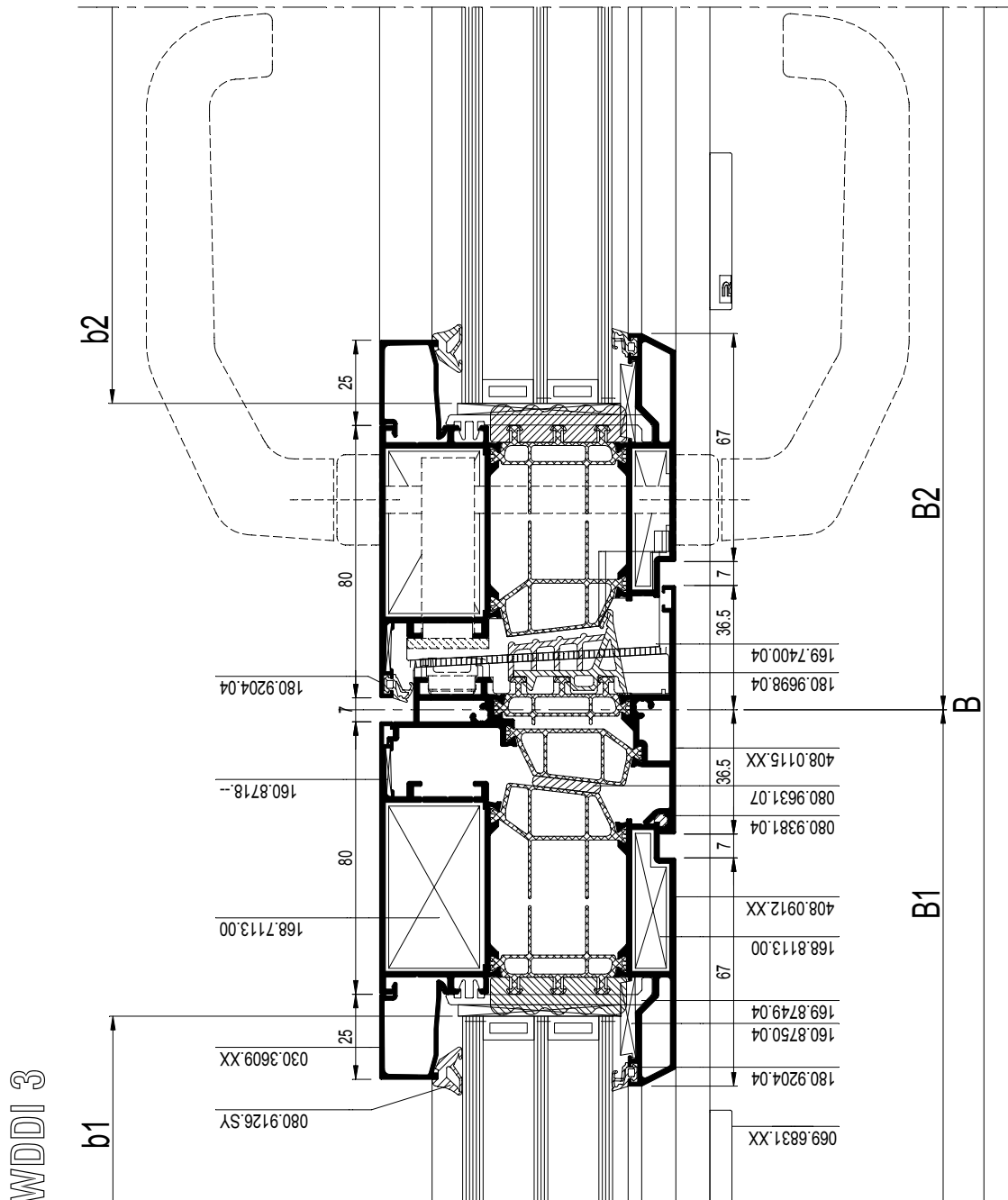
RAAMDEURBESLAG > ZIE "OPENING DOORS"  
 ACCESSOIRES PORTES FENETRES > VOIRE "OPENING DOORS"  
 WINDOW-DOOR GEAR > SEE "OPENING DOORS"  
 ZUBEHÖR FENSTERTUEREN > SIEHE "OPENING DOORS"



# MASTERLINE 8

Deco

RAAMDEUR DUBBEL NAAR BINNENDRAAIEND  
 PORTE-FENETRE DOUBLE OUVRANT VERS L'INTERIEUR  
 WINDOW-DOOR DOUBLE INWARD OPENING  
 FENSTERTUER ZWEIFLUEGELIG NACH INNEN ÖFFNEND



schaal - échelle  
 scale - Maßstab  
 1/2

# MASTERLINE 8

Deco

RAAMDEUR DUBBEL NAAR BINNENDRAAIEND  
PORTE-FENETRE DOUBLE OUVRANT VERS L'INTERIEUR  
WINDOW-DOOR DOUBLE INWARD OPENING  
FENSTERTUER ZWEIFLUEGELIG NACH INNEN ÖFFNEND



E

**F**



**Montagetekeningen**  
**Fabrication et montage**  
**Assembly drawings**  
**Montagezeichnungen**



# VERWERKINGSVOORSCHRIFTEN

## I. ALGEMEEN

Zie catalogus "1.Algemene informatie" (089.C01E.00)

## II. VERWERKINGSVOORSCHRIFTEN MASTERLINE 8

### II.1 CONSTRUCTIEVOORSCHRIFTEN

Om blijvend een perfect eindproduct te garanderen, dienen tijdens de verwerking bepaalde regels in acht genomen te worden.

#### II.1.1 Verspanende bewerkingen

Onder verspanende bewerkingen wordt verstaan: alle mechanische bewerkingen zoals zagen, frezen, boren, ponsen en knippen. Voor gelakte profielen is het essentieel dat de laklagen aan de randen niet loskomen tijdens deze bewerkingen. Het is daarom van groot belang voor de kwaliteit van de verbindingen dat:

- het verspanende gereedschap geschikt en voldoende scherp is.
- de machines goed afgesteld en afgeregeld zijn (bv. toerental).
- er regelmatig onderhoud en controle van het gereedschap uitgevoerd wordt conform de voorschriften van de machineleveranciers.
- het verspanende gereedschap correct en voldoende gesmeerd wordt:
  - smeerstick (art.nr. 086.9191.UN) voor zaagbladen
  - snijmiddel (art.nr. 086.9175.UN) voor ponsgereedschap
  - of de door de machineleveranciers voorgeschreven koel- en smeermiddelen;
- de correcte klemblokken worden gebruikt (zie montagetekeningen "klemblokken").
- de aan- en afvoertafel vrij zijn van spanen en verontreinigingen.
- eventuele koeling gebeurt met chemisch neutrale producten die de oppervlaktebehandeling niet aantasten.

Het verdient aanbeveling om spanen die ontstaan tijdens het verspanen af te zuigen. Alle zaagsnedes die een verbinding vormen zoals: hoek- en T-verbindingen, dienen beschermd te worden met Reynaprotector (art.nr. 086.9208.SY + 086.9225.--). Andere zaagsnedes zoals: glaslatten, klemlijsten,... dienen beschermd te worden met Reynastick (art.nr. 086.9600.XX), alsook freessnedes, boorgaten, ponsgaten,...

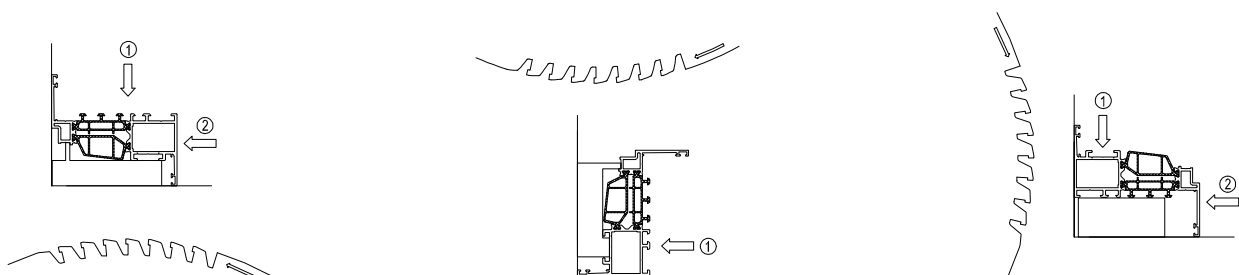
Voor het correct functioneren, het behalen van de performanties en de esthetiek van het eindproduct is het van groot belang dat de profielen binnen nauwe toleranties verzaagd worden. Indien er onenigheid zou bestaan over wat er onder acceptabele afwijkingen verstaan wordt kan men de richtlijnen van instanties als het Aluminium Center Belgium raadplegen.

#### Positie/klemming van de profielen tijdens het zagen:

De positie van de profielen op de zaagtafel tijdens het verzagen is zeer belangrijk en is de basis om perfecte verstekken te verkrijgen. Bij het inklemmen dient rekening gehouden te worden met de beweegrichting van het zaagblad ten opzichte van het profiel (zie schema's hieronder). We onderscheiden primaire (1) en secundaire (2) klemming. Op de primaire klemming wordt de grootste druk uitgeoefend. De noodzaak van de secundaire klemming is afhankelijk van de exacte vormgeving van het profiel.

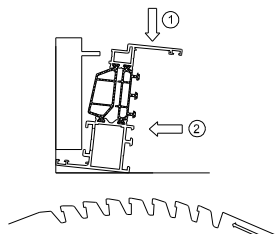
De klemblokken moeten gebruikt worden:

- om te vermijden dat speling op de profielen de kwaliteit van het verstek zou beïnvloeden;
- om te vermijden dat de profielen zouden kantelen op de tafel.



## FOUTIEVE KLEMMING

- FOUT:** De primaire klemming drukt voorbij het kantelpunt van het profiel waardoor deze scheef komt te staan.
- GEVOLG:** Scheve zaagsnede: de buitenzijde is korter dan de binnenzijde.
- RESULTAAT:** Na het verbinden van de hoeken is het verstek aan de binnenzijde dicht maar is er aan de buitenzijde een opening zichtbaar.



## II.1.2 Assemblage

Wij maken de volgende onderverdeling:

1. Ontwatering en uitsparingen voor het beslag;
2. T-verbindingen;
3. Hoekverbindingen;
  - Persen
  - Schroeven
4. Dichtingen

### 1.2.1 Ontwatering en uitsparingen voor het beslag

Stappen:

1. Aftekenen uitsparingen
2. Correct ponsen, boren of frezen
3. Beschermen van de bewerkte vlakken door:
  - ontbramen (indien noodzakelijk)
  - verwijderen van stof en zaagresten op de zaagsnede en in de profielkamer
  - ontvetten (Reynafinish 60 art.nr. 086.9210.--)
  - aanbrengen van Reynastick (art.nr. 086.9600.XX);

#### Aandachtspunten bij de ontwatering:

Eventueel binnendringend water moet vlot en gecontroleerd kunnen afgevoerd worden en de druk in de binnenkamers moet gelijk blijven aan die van de buitenlucht.

- Bij elk raam worden er ontwateringsopeningen voorzien met een maximale afstand tot de hoek van 250 mm (voor specifieke ontwatering: zie montagetekeningen "ontwatering"):
  - 2 openingen tot raambreedte van 1000 mm
  - 3 openingen tot raambreedte van 1500 mm
  - enz... opgaand per 500 mm.
- Steeds op het laagste punt van de glassponning afwateren
- De minimale oppervlakte van deze ontwateringsopeningen bedraagt 50 mm<sup>2</sup> per opening, hetzij een ronde opening van minimum 8 mm diameter, hetzij langwerpige openingen van minimaal 5 mm bij 15 mm.
- Ontwateringsgaten die aan de buitenzijde van het raam zichtbaar zijn, worden afgedekt met kunststofkapjes.
- Alle raamtipes moeten voorzien zijn van een ontwateringssysteem in de onderregels en/of de horizontale T-profielen
- Bij elk raam worden er ontluchtingsopeningen voorzien (zie montagetekening "decompressie"). De functie hiervan is de drukegalisatie rond de beglazing te waarborgen.
- Bij een vast raam wordt centraal bovenaan de buitenbeglazingsdichting 50mm onderbroken.
- Bij opengaande delen worden aan weerszijden ontluchtingsgaten geboord van 5 mm, lateraal in de buitenschaal.

### 1.2.2 T-verbindingen

Stappen (zie montagetekening "T-verbinder"):

1. Correct zagen.
2. Uittrezen T-profiel (hoogte 27mm)
3. Ponsen of boren van lijminjectie- ( $\varnothing 4$ ) en bevestigingsgaten ( $\varnothing 12,5$ )
4. Beschermen van de zaagsnedes en bewerkte vlakken door:
  - ontbramen (indien noodzakelijk)
  - verwijderen van stof en zaagresten op de zaagsnede en in de profielkamers;
  - ontvetten (Reynafinish 60 art.nr. 086.9210.--)
  - aanbrengen van Reynaprotector (art.nr. 086.9208.SY + 086.9225.--) op de zaagsnedes/bevestigingsgaten en Reynastick (art.nr. 086.9600.XX) op de zaag/freessnedes.
5. Afdichten van de zone onder T-profiel op het kaderprofiel. Dit dient volledig waterdicht uitgevoerd te worden. Indien er een middendichting geplaatst wordt moet de rubbergroef vrij gehouden worden van dichtingsmiddel.
6. Verbinding tot stand brengen: de T-verbinder voor de binnenschaal wordt gepositioneerd op centerlijn en vastgeschroefd (Torx T25) totdat de profielwand van het aansluitende profiel doorboord is. Het T-profiel wordt hierover aangebracht en gefixeerd d.m.v. de excentrische schroef.
7. De verbinders voor de buitenschaal worden ingelegd en vastgedraaid (Torx T25). Hierbij dient de ene zijde tegengehouden te worden terwijl de andere zijde aangedraaid wordt.
8. Verbinders worden geborgd door een goedgekeurde dichtingslijm (Reynaseal Duo art.nr. 084.9080.--) te injecteren in de daarvoor bestemde gaten.
9. Overtollige resten van lijm en dichtingsmiddel dienen verwijderd te worden en de zichtvlakken gereinigd met een niet-agressief middel (Reynafinish 60 art.nr. 086.9210.--).

### 1.2.3 Hoekverbindingen

#### 1.2.3.1 Persen

Stappen (zie montagetekening "hoekverbinding"):

- \* optie A: lijminjectie na persen
- \*\* optie B: lijminjectie voor persen

1. Correct zagen.
2. Ponsen of boren van lijminjectiegaten ( $\varnothing 4$ ) aan beide uiteinden van de te verbinden profielen (zie montagetekening "lijminjectie")
3. Beschermen en afdichten van de zaagsnedes en bewerkte vlakken door:
  - ontbramen (indien noodzakelijk);
  - verwijderen van stof en zaagresten op de zaagsnede en in de profielkamer;
  - ontvetten (Reynafinish 60 art.nr. 086.9210.--)
  - aanbrengen van Reynaprotector (art.nr. 086.9208.SY + 086.9225.--) op zaag/freessnedes.
4. \*\* Verlijmen in profielkamer: aanbrengen van een goedgekeurde dichtingslijm (Reynaseal Duo art.nr. 084.9080.--)
5. Aanbrengen pershoeken en steunhoeken (zie montagetekening "steunhoeken")
6. Verbinding tot stand brengen en persen (zie montagetekening "hoekenpers")
7. \* Lijminjectie ter hoogte van voorziene injectiegaten door middel van een goedgekeurde dichtingslijm (Reynaseal Duo art.nr. 084.9080.--). Wanneer de lijm aan via het gat in het aansluitende profiel naar buiten komt is de hoek volledig verlijmd.
8. Overtollige resten van lijm en dichtingsmiddel dienen verwijderd te worden en de zichtvlakken gereinigd met een niet-agressief middel (Reynafinish 60 art.nr. 086.9210.--).

#### 1.2.3.2 Schroeven

Stappen (zie montagetekening "hoekverbinding"):

- \* optie A: lijminjectie na schroeven
- \*\* optie B: lijminjectie voor schroeven

1. Correct zagen.
2. Ponsen of boren van schroef- ( $\varnothing 12,5$ ) en lijminjectiegaten\* ( $\varnothing 4$ ) aan beide uiteinden van de te verbinden profielen (zie montagetekening "lijminjectie")
3. Beschermen en afdichten van de zaagsnedes en bewerkte vlakken door:
  - ontbramen (indien noodzakelijk);
  - verwijderen van stof en zaagresten op de zaagsnede en in de profielkamer;
  - ontvetten (Reynafinish 60 art.nr. 086.9210.--);
  - aanbrengen van Reynaprotector (art.nr. 086.9208.SY + 086.9225.--) op de zaagsnedes en Reynastick (art.nr. 086.9600.XX) op de freessnedes.
4. \*\* Verlijmen in profielkamer: aanbrengen van een goedgekeurde dichtingslijm (Reynaseal Duo art.nr. 084.9080.--)
5. Aanbrengen schroefhoek, nagelhoek en steunhoeken (zie montagetekening "steunhoeken")
6. Verbinding tot stand brengen: schroeven aandraaien en vervolgens (indien van toepassing) nagels inkloppen.

- \* Lijminjectie ter hoogte van voorziene injectiegaten door middel van een goedgekeurde dichtingslijm (Reynaseal Duo art.nr. 084.9080.--). Wanneer de lijm aan via het gat in het aansluitende profiel naar buiten komt is de hoek volledig verlijmd.
- Overtollige resten van lijm en dichtingsmiddel dienen verwijderd te worden en de zichtvlakken gereinigd met een niet-agressief middel (Reynafinish 60 art.nr. 086.9210.--).

## 1.2.4 Dichtingen

### 1.2.4.1 Het aanbrengen van de middendichting (EPDM)

Stappen: (zie montagetekening "middendichting")

- Correct versnijden: het versnijden van de middendichting dient met een snijmal (art.nr. 097.0217.00) te gebeuren.
- Benodigde overlengte (ca 10 mm per meter) dient voorzien te worden.
- Aanbrengen dichting: de dichtingen worden aangebracht in de daarvoor voorziene groeven van de profielen. De overlengte wordt lichtjes opgestuikt om krimp op te vangen. Het aanbrengen kan vereenvoudigd worden met behulp van siliconenspray (art.nr. 086.9551.--).
- Verlijmen (afdichten): de snedes dienen ontvet te worden met Reynears Safety Clean (art.nr. 086.9231.--) en Reynaers Multi Foam (art.nr. 086.9230.--) en de verstekken dienen verlijmd te worden met vulkaniseerlijm (art.nr. 084.9103.04) of daarvoor geschikte secondenlijm (art.nr. 084.9107.--). Doordat de verbinding elastisch blijft, sluit de dichting ook in de hoeken perfect aan.

### 1.2.4.2 Het aanbrengen van de middendichting (TPE)

Stappen: (zie montagetekening "middendichting")

- Correct versnijden: het versnijden van de middendichting dient met een snijmal (art.nr. 097.0217.00) te gebeuren.
- Benodigde overlengte (ca 10 mm per meter) dient voorzien te worden.
- Aanbrengen dichting: de dichtingen worden aangebracht in de daarvoor voorziene groeven van de profielen. De overlengte wordt lichtjes opgestuikt om krimp op te vangen.
- Verlijmen (afdichten): de snedes dienen ontvet te worden met Reynears Safety Clean (art.nr. 086.9231.--) en Reynaers Multi Foam (art.nr. 086.9230.--) en de verstekken dienen verlijmd te worden met daarvoor geschikte secondenlijm (art.nr. 084.9107.--). Doordat de verbinding elastisch blijft, sluit de dichting ook in de hoeken perfect aan.

Opmerking: het is ook mogelijk in TPE om kaders te lassen met behulp van een lasmachine (art.nr. 095.N200.00).

### 1.2.4.3 Het aanbrengen van de akoestische dichting

Stappen: (zie montagetekening "dichting")

- Correct versnijden: het versnijden van de akoestische dichting dient met een dichtingschaar (art.nr. 090.0121.00) te gebeuren. Deze dichting dient recht versneden te worden en door te lopen in de hoeken (kleine insnijding in de hoeken zorgen voor een vlotte buiging). Benodigde overlengte (ca 10 mm per meter) dient voorzien te worden.
- Aanbrengen dichting: de dichtingen worden aangebracht in de daarvoor voorziene groeven van de profielen. De overlengte wordt lichtjes opgestuikt om krimp op te vangen. Het aanbrengen kan vereenvoudigd worden met behulp van siliconenspray (art.nr. 086.9551.--).
- Verlijmen (afdichten): de snedes dienen ontvet te worden met Reynears Safety Clean (art.nr. 086.9231.--) en Reynaers Multi Foam (art.nr. 086.9230.--) en de aansluitingen dienen verlijmd te worden met vulkaniseerlijm (art.nr. 084.9103.04) of daarvoor geschikte secondenlijm (art.nr. 084.9107.--). Doordat de verbinding elastisch blijft, sluit de dichting ook in de hoeken perfect aan.
- Ter hoogte van zichtbare scharnieren dient de dichting uitgesneden te worden.

### 1.2.4.4 Het aanbrengen van de beglazingsdichting

Stappen: (zie montagetekening "dichting")

- Correct versnijden: het versnijden van de beglazingsdichting dient met een dichtingschaar (art.nr. 090.0121.00) te gebeuren. De dichting dient recht versneden te worden.
- Aanbrengen dichting: de dichtingen worden aangebracht in de daarvoor voorziene groeven van de profielen. De verticalen dienen stuitend aan te sluiten op de horizontalen. De overlengte wordt lichtjes opgestuikt om krimp op te vangen. Het aanbrengen kan vereenvoudigd worden met behulp van siliconenspray (art.nr. 086.9551.--).
- Verlijmen (afdichten): de snedes dienen ontvet te worden met Reynears Safety Clean (art.nr. 086.9231.--) en Reynaers Multi Foam (art.nr. 086.9230.--) en de aansluitingen dienen verlijmd te worden met vulkaniseerlijm (art.nr. 084.9103.04) of daarvoor geschikte secondenlijm (art.nr. 084.9107.--). Doordat de verbinding elastisch blijft, sluit de dichting ook in de hoeken perfect aan.



## II.2 MONTAGEVOORSCHRIFTEN

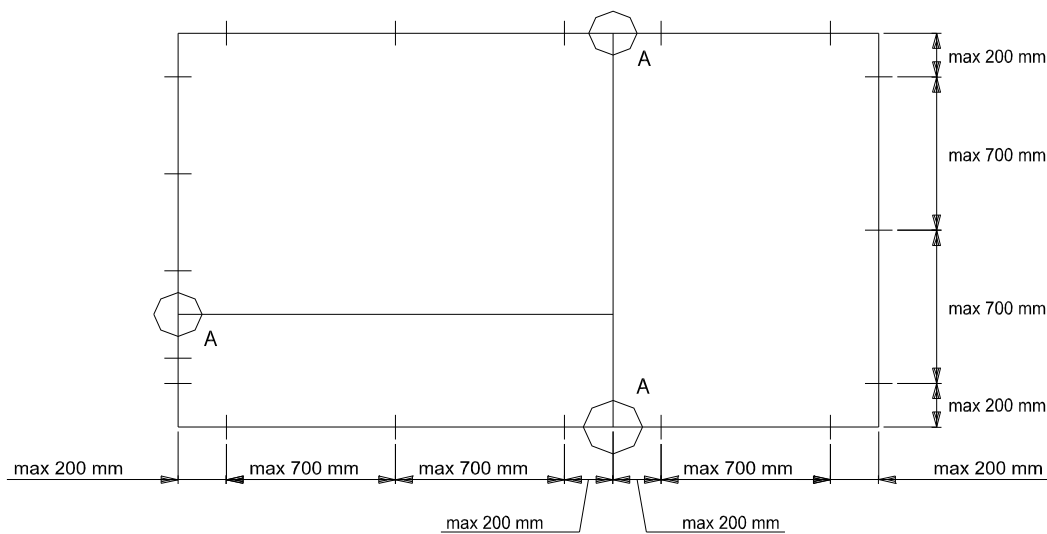
### II.2.1 Stockage

De stockage van onafgewerkte of afgewerkte elementen dient steeds in een droge, vorstvrije ruimte te gebeuren

### II.2.2 Inbouw in de ruwbouw

De bevestiging aan de ruwbouw gebeurt ofwel rechtstreeks door de sponning van de profielen met roestvrij stalen afstandsschroeven, ofwel met behulp van bevestigingsankers (zie catalogus "Reynaconnect").

- De bevestigingen mogen niet minder dan 40 mm van de rand van de ruwbouw worden aangebracht.
- De verankering mag geenszins het draagvermogen van de aangrenzende bouwonderdelen beïnvloeden.
- Alle verankeringen, voor zover niet uit aluminium of roestvrij staal, dienen afdoende tegen corrosie te zijn beschermd en mogen zelf ook geen aantasting van het aluminium veroorzaken.
- Bij de plaatsing van de ramen worden er voldoende bevestigingen voorzien:



Er dienen per zijde minimaal 2 bevestigingen aangebracht te worden met een maximale afstand tot de hoek van 200 mm.

- De afstand van de bevestigingen onderling bedraagt maximaal 700 mm.
- Op de plaatsen waar een tussenregel of tussenstijl op de zijstijl, boven- of onderregel aansluit moet de verankering op maximum 200 mm naast de stijl- of regelaansluiting worden aangebracht (A). Hierdoor wordt bereikt dat de tussenregel en de tussenstijl een lengteverandering (ten gevolge van temperatuurverandering) zonder schade kunnen ondergaan.
- Aan te raden is de bevestigingen te positioneren ter hoogte van ieder scharnier- en sluitpunt.

Opmerking:

De verankeringen dienen dusdanig aangebracht te worden dat ze eventuele zettingen van het raam kunnen opvangen.

### II.2.2 Inbouw van het beslag

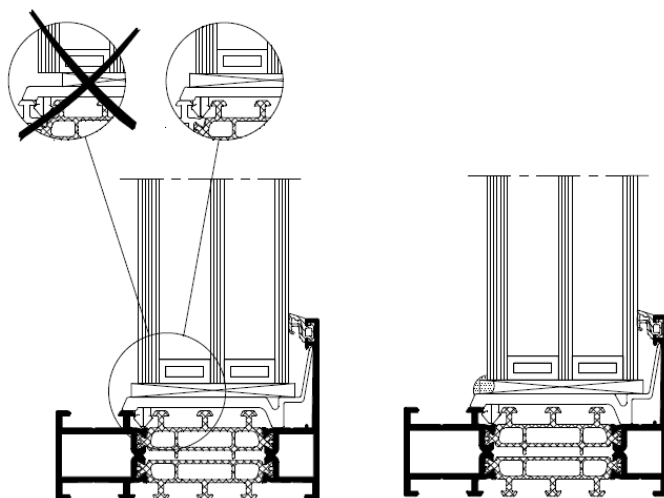
Keuze van bevestigingspunten, aantal sluitpunten, aantal scharnieren, max. vleugelgewicht, max. vleugelafmetingen, toegepast vleugelprofiel e.a. dient te gebeuren volgens de richtlijnen in systeem- en beslagcatalogus. Glijdende en bewegende delen zijn van neutraal vet te voorzien. Bij montage dient men te controleren of het beslag soepel en zonder hapering te bedienen is.

## II.3 BEGLAZING

Al onze systemen zijn ontworpen voor beglazing met EPDM-rubbers of neutrale siliconenkit. Bij siliconenbeglazing dient een rugvulling aangebracht te worden om een correcte opening tussen het glaspaneel en het aluminiumkader te creëren. Wij raden u aan onze speciaal ontwikkelde beglazingsrubbers te gebruiken. De beglazing hiermee zal vlotter en betrouwbaar verlopen, duurzamer zijn in de tijd, en beschadigde glaspanelen zullen gemakkelijker vervangen kunnen worden.

Bij de beglazing dient rekening te worden gehouden met volgende punten:


- Het te plaatsen glas voldoet aan lokaal geldende normen.
- De beglazingsdichting dient opgestuikt en afgedicht te zijn om te voorkomen dat er ten gevolge van krimp openingen ontstaan in de hoeken.
- Siliconenbeglazing is niet compatibel met coatex lak.
- De glassponning dient ontwaterd te zijn. Dit is ook noodzakelijk bij siliconenbeglazing (zie montagetekening "ontwatering").
- Voor het plaatsen van het glas dient rekening te worden gehouden met een speling van minimum 12 mm op het aluminiumraam (6 mm per zijde).
- Indien de afstandhouder van het glas niet volledig afgedekt wordt dient de randafdichting UV-bestendig te zijn.
- Geen enkel glaspaneel mag rechtstreeks in contact komen met aluminium zonder tussenplaatsing van beglazingsblokjes of een rubberdichting.
- Glassteunen worden toegepast om de bodem van de sponning te effenen. Hierop worden beglazingsblokjes geplaatst. Deze dienen voldoende sterk te zijn om het gewicht van het glas te dragen en iedere afzonderlijke glasplaat te ondersteunen.
- De glassteunen die zich aan de onderzijde van het glaspaneel bevinden, dienen afgedicht te worden (zie tekening hieronder)
- Glasgewicht > 170kg : gebruik glassteun 169.8715.00 bij vleugelprofielen.



### Montage van de beglazing

De positie van de beglazingsblokjes wordt bepaald door de norm STS 38. We onderscheiden 2 types beglazingsblokjes:

Steunblokjes 

Stelblokjes 

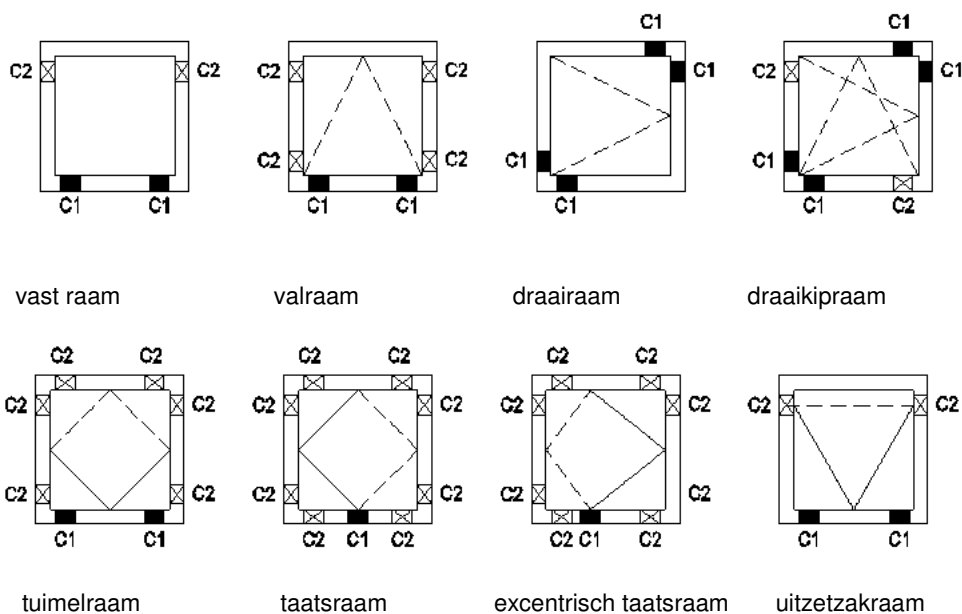
#### C1: steunblokjes

Deze steunblokjes brengen het gewicht van het glas over op de vleugel of het raamkozijn. Correcte plaatsing is van belang om een goede werking van het raam te garanderen. Ze dienen geplaatst te worden met behulp van specifiek daarvoor bedoeld gereedschap.

#### C2: stelblokjes

Deze blokjes verzekeren de positie van het glas in de sponning. Ze worden aangebracht zonder te forceren.

De volgende schema's geven de vereiste positie van de beglazingsblokjes in de verschillende raamtypes weer.



Bij een vast raam brengt men de ondersteuning aan in de hoeken van de onderregel om te voorkomen dat deze gaat doorbuigen onder het gewicht van het glas.

Bij draai- en draaikipramen wordt het glas diagonaal opgespiegd van de scharnieronderhoek naar de tegenoverliggende hoek bovenaan. Hiermee wordt het gewicht van het glas op de juiste wijze afgedragen zodat vervorming van de raamvleugel wordt voorkomen. Bij het opspieën dient men te controleren of de raamvleugel gecentreerd gepositioneerd is ten opzichte van het kader. Nadat de raamvleugel correct opgespiegd is kunnen de stelblokjes (indien van toepassing) bijgeplaatst worden alvorens de glaslaten aangebracht worden.

## II.4 BIJKOMENDE VOORSCHRIFTEN BI-METAAL EFFECT DEUREN

Onze deurprofielen zijn voorzien van geperforeerde isolatiestrips die het kromtrekken onder invloed van een groot temperatuursverschil tussen binnen en buiten voor een groot deel beperken. Desondanks zal dit bij thermisch onderbroken metalen profielen nooit geheel vermeden kunnen worden. Daarom adviseren wij onder bepaalde condities bijkomende bewerkingen uit te voeren om het fenomeen tot het minimum te beperken.

De te nemen actie is afhankelijk van de kleur, de vleugelhoogte en de positie van de deur ten opzichte van de zon. We classificeren RAL kleuren volgens tabel 1. Voor deuren die niet aan zonlicht blootgesteld zullen worden maar waar toch grote temperatuursverschillen te verwachten zijn, is de kleur niet van invloed en kan klasse 14 gehanteerd worden. Tabel 2 koppelt de acties aan kleurklasse en vleugelhoogte. In tabel 3 vindt men de verklaring van de te nemen acties.

1	5004 8022 9005
2	3004 3005 3007 4007 5003 5008 5011 5013 5020 5022 6005 6007 6008 6009 6012 6022 7021 8014 8016 8017 8019 9004 9011 9017
3	3003 3009 3011 5000 5001 5002 5010 6004 6006 6014 6015 6020 7016 7022 7024 7026 8011 8012 8015 8028
4	3000 3001 3002 3013 3027 4002 4006 5005 5009 5017 5019 6002 6003 6016 6026 6028 7009 7010 7011 7013 7015 7043 8002 8003 8007 8008 8024
5	2002 3016 3020 3031 4008 5007 5021 5023 6000 6001 6010 6025 6029 7006 7008 7012 7031 7039 8004 8025
6	2001 3017 3018 4001 4005 4010 5014 5015 6011 6013 6017 6024 6032 7003 7005 8000 8001 8023
7	1027 2004 2009 2010 2012 3022 4003 5012 5018 6018 6033 7000 7002 7023 7033 7034 7037 7046
8	1005 1011 1019 1020 1024 2000 2008 2011 3012 3014 4009 5024 6021 7001 7030 7036 7042 7045
9	1006 1007 2003 6034 7004 7040
10	1001 1002 1012 1028 1033 1034 3015 6027 7032 7038 7044
11	1000 1003 1017 1021 1023 6019 7035
12	1014 1018 7047 9018
13	1013 1015 1016
14	9003 9010 9016

Tabel 1: classificatie van RAL kleuren

Kleur-klasse	Vleugelhoogte (mm)									
	2100	2200	2300	2400	2500	2600	2700	2800	2900	3000
1	2	3	3	3	3	3	4	4	4	4
2	2	3	3	3	3	3	3	4	4	4
3	2	2	3	3	3	3	3	4	4	4
4	2	2	3	3	3	3	3	3	4	4
5	2	2	3	3	3	3	3	3	4	4
6	1	2	2	3	3	3	3	3	3	4
7	1	2	2	3	3	3	3	3	3	3
8	1	1	2	2	3	3	3	3	3	3
9	1	1	2	2	2	3	3	3	3	3
10	1	1	1	2	2	3	3	3	3	3
11	1	1	1	2	2	2	3	3	3	3
12	1	1	1	1	2	2	2	3	3	3
13	1	1	1	1	1	2	2	2	3	3
14	1	1	1	1	1	1	2	2	2	3

Tabel 2: te nemen acties in functie van kleurklasse en vleugelhoogte

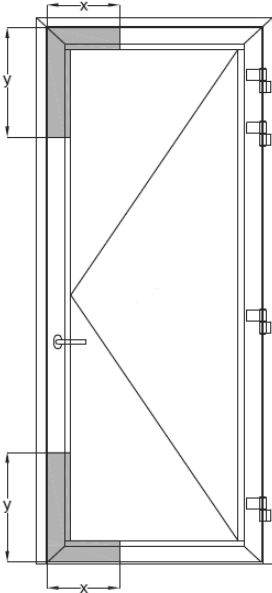
1	Geen problemen te verwachten
2	Aanbeveling tot gebruik van slot 061.8760.ZC / 061.8761.ZC <b>OF</b> Insnijden van de hoeken
3	Aanbeveling tot gebruik van slot 061.8760.ZC / 061.8761.ZC <b>EN</b> Insnijden van de hoeken
4	Wij adviseren directe blootstelling aan zonlicht te vermijden. Wij hebben zonwerende oplossingen in ons gamma (BS 30).

Tabel 3: verklaring van te nemen acties.

## Insnijden van de hoeken:

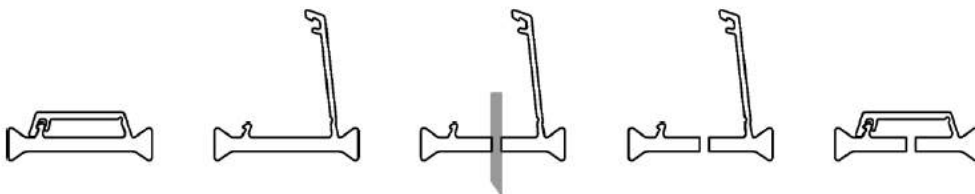
Snijd de isolatiestrips in de hoeken aan de slotzijde. Op deze manier heeft de slotzijde meer flexibiliteit wat toelaat dat de binnen- en buitenschaal onafhankelijk van elkaar kunnen bewegen. De scharnierzijde (welke het gewicht van het glas draagt) kan intact gelaten worden.

X = 300 mm  
Y = 500 mm



Het insnijden van de isolatiestrips kan op de volgende wijze gebeuren:

1. Open de afdekkap van de strip
2. Snijd het overige gedeelte van de strip in. Aangezien de strip al geperforeerd is kan dit gemakkelijk gedaan worden met een mes of een klein zaagblad.
3. Sluit de afdekkap. De aanpassing is aan het zicht onttrokken.





# RECOMMANDATIONS DE MISE EN OEUVRE

## I. GENERAL

Voir catalogue "1. Informations générales" (089.C01E.00)

## II. RECOMMANDATIONS DE MISE EN OEUVRE MASTERLINE 8

### II.1 RECOMMANDATIONS DE FABRICATION

Afin de garantir un produit final parfait, certaines règles doivent être suivies pendant la fabrication.

#### II.1.1 Opérations d'usinage.

Par opérations d'usinage on entend: toutes les opérations mécaniques comme le tronçonnage, le fraisage, le forage, le poinçonnage et la découpe. Il est essentiel que la couche de laque des profilés laqués ne se détache pas sur les bords pendant ces opérations. Il est donc très important pour la qualité des assemblages que:

- les outils d'usinage soient adaptés et suffisamment aiguisés;
- les machines soient bien réglées et ajustées (p.ex. régime).
- l'outillage soit régulièrement entretenu et contrôlé conformément aux préconisations des fournisseurs de machines.
- les outils d'usinage soient correctement et suffisamment graissés:
  - bâton lubrifiant (art.n° 086.9191.UN) pour lames de scie;
  - huile de coupe (art.n° 086.9175.UN) pour outils de poinçonnage
  - ou les réfrigérants et lubrifiants prescrits par les fournisseurs des machines;
- les mors de serrage corrects soient utilisés (voir détails de fabrication « blocs de serrage »).
- la table d'aménée ou d'évacuation soit exempte de copeaux et de souillures;
- le refroidissement éventuel se fasse à l'aide de produits chimiquement neutres qui ne corrodent pas le traitement de surface.

Il est recommandé d'aspirer les copeaux produits par les opérations d'usinage. Toutes les coupes des profilés qui forment une jonction comme les équerres d'assemblage angulaires et les jonctions en T doivent être protégées à l'aide de Reynaprotector (art. n° 086.9208.SY + 086.9225.--). Toutes les autres coupes (comme parclozes, fixations...) doivent être protégées à l'aide de Reynastick (art.n°086.9600.06) ainsi que les fraisages, trous d'alésage, perforations...

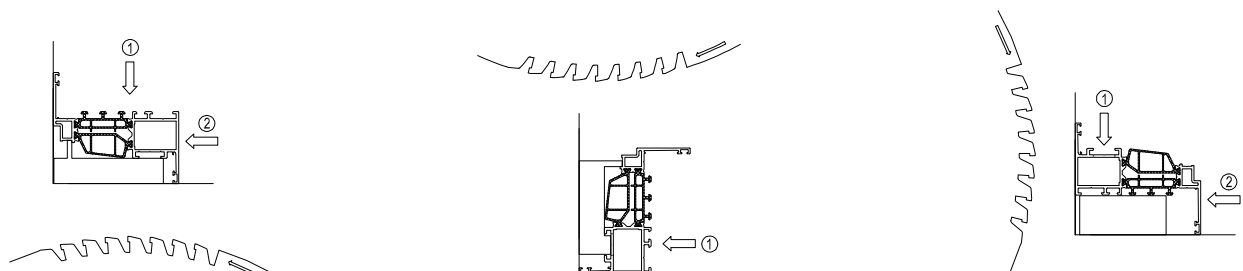
Dans un souci de bon fonctionnement, de performance et d'esthétique du produit fini, il est très important de tronçonner les profilés dans des tolérances étroites. En cas d'incertitude quant à ce qu'il faut entendre par tolérances acceptables, on consultera les directives d'organismes tels que Aluminium Center Belgium.

#### Position/serrage des profilés pendant le tronçonnage:

La position des profilés sur la table de sciage pendant le tronçonnage est très importante pour obtenir des onglets parfaits. Le serrage doit tenir compte du sens du mouvement de la scie par rapport au profilé (voir le schéma ci-dessous). Nous distinguons le serrage primaire (1) et le serrage secondaire (2). Le serrage primaire correspond à la plus forte pression. Quant à la nécessité d'un serrage secondaire, elle dépend de la forme exacte du profilé.

Les mors de serrage doivent être utilisés:

- pour éviter que les tolérances sur les profilés influencent la qualité de l'onglet;
- pour éviter que les profilés ne basculent sur la table.



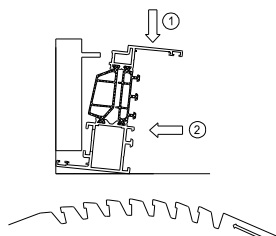
## MAUVAIS SERRAGE

DÉFAUT :

CONSÉQUENCE :

RÉSULTAT :

Le serrage primaire appuie au-delà du point de basculement du profilé, qui se retrouve de biais.  
Tronçonnage en biais : le côté extérieur est plus court que le côté intérieur.  
Après sertissage, l'assemblage sur la face intérieure est fermé, tandis qu'à l'extérieur, l'onglet s'est ouvert.



## II.1.2 Assemblage

Nous distinguons les opérations suivantes:

1. Drainage et découpes pour les accessoires ;
2. Assemblages en T ;
3. Raccords d'angle ;
  - À sertir
  - À visser
4. Joints

### 1.2.1. Drainage et découpes pour les accessoires

Etapes:

1. Marquer les découpes.
2. Poinçonnage, forage ou fraisage correct.
3. Protection des surfaces traitées par:
  - ébavurage (si nécessaire);
  - enlèvement des poussières et des copeaux sur les scies et dans la chambre du profilé.
  - dégraissage (Reynafinish 60 art. nr. 086.9210.--);
  - application de Reynastick (art.n° 086.9600.XX).

### Lors du drainage, il faut prêter attention aux points suivants:

Les eaux d'infiltration éventuelles doivent être évacués de façon rapide et contrôlée vers l'extérieur et il faut maintenir la chambre de décompression à la pression atmosphérique.

- Pour chaque fenêtre, des ouvertures de drainage sont prévues à une distance maximale de l'angle de 250 mm (en cas de drainage spécifique: voir détails de fabrication '*drainage*')
  - ouvertures jusqu'à une largeur de fenêtre 1000 mm
  - ouvertures jusqu'à une largeur de fenêtre 1500 mm
  - etc... une ouverture en plus par 500 mm supplémentaires en largeur.
- Il faut toujours drainer au niveau du point le plus bas de la feuillure de vitrage.
- La surface minimale de ces ouvertures est de 50 mm<sup>2</sup> par ouverture, soit sous forme d'une ouverture ronde avec un diamètre minimal de 8 mm, soit sous forme d'une ouverture ovale de 5 mm x 15 mm au minimum.
- Les ouvertures de drainage qui sont visibles de l'extérieur de la fenêtre doivent recevoir des capuchons en matière synthétique.
- Les fenêtres, quel que soit leur type, doivent obligatoirement être drainées au niveau des traverses basses et intermédiaires..
- Chaque fenêtre doit être prévue de trous d'aération (voir détails de fabrication '*decompression*'). Sa fonction est de garantir l'égalisation de la pression autour du vitrage.
- En cas d'une fenêtre fixe le joint de vitrage extérieur est interrompu en haut sur une longueur de 50mm.
- Sur le haut du côté de l'ouvrant, on fore toujours au moins 1 ouverture de 5 mm de diamètre au minimum.
- Dans le cas d'une fenêtre fixe, le joint de vitrage extérieur est interrompu en haut sur une longueur de 50mm.
- Sur les parties ouvrantes, on fore des deux côtés des trous de purge d'air de 5 mm, latéralement dans la coque extérieure.



## 1.2.2 Assemblages en T

Étapes (voir détails de fabrication « *assemblage en T* ») :

1. Tronçonner correctement.
2. Fraiser le profilé en T (hauteur 27mm)
3. Poinçonner ou forer les trous d'injection de colle ( $\varnothing 4$ ) et de fixation ( $\varnothing 12,5$ )
4. Protection des coupes et des surfaces traitées par :
  - ébavurage (si nécessaire)
  - enlèvement des poussières et des copeaux sur les sciages et dans la chambre du profilé ;
  - dégraissage (Reynafinish 60 art.n° 086.9210.--)
  - application de Reynaprotector (art.n° 086.9208.SY + 086.9225.--) sur les sciages/trous de fixation et de Reynastick (art. n° 086.9600.XX) sur les sciages/fraisages.
5. Étanchement de la zone sous la traverse sur le profil et dormant. L'étanchéité à l'eau doit être parfaite. Si un joint central est appliqué, la rainure du caoutchouc doit être exempte de produit de joint.
6. Raccorder : le raccord en T de la coque intérieure se positionne sur la ligne centrale. On le visse ensuite (Torx T25) jusqu'à ce que la paroi du profilé adjacent soit percée. La traverse est posée par-dessus et fixée avec la vis excentrique.
7. Les raccords de la coque extérieure sont insérés et fixés (Torx T25). Il faut pour cela maintenir un côté tandis que l'on tourne l'autre côté.
8. Les raccords sont protégés par une colle d'étanchéité approuvée (Reynaseal Duo art. n° 084.9080.--) que l'on injecte dans les trous prévus à cet effet.
9. Les résidus de colle et de joint doivent être éliminés. On nettoiera aussi les surfaces visibles avec un produit non agressif (Reynafinish 60 art. n° 086.9210.--).

## 1.2.3 Raccords d'angle

### 1.2.3.1 À sertir

Étapes (voir détails de fabrication « *raccord d'angle* ») :

\*

option A : injection de colle après sertissage

\*\*

option B : injection de colle avant sertissage

1. Tronçonner correctement.
2. Poinçonner ou forer des trous pour l'injection de colle ( $\varnothing 4$ ) aux deux extrémités des profilés à relier (voir détails de fabrication « *injection de colle* »)
3. Protection et étanchement des coupes et des surfaces traitées par :
  - ébavurage (si nécessaire) ;
  - enlèvement des poussières et des copeaux sur les sciages et dans la chambre du profilé ;
  - dégraissage (Reynafinish 60 art.n° 086.9210.--)
  - application de Reynaprotector (art. n° 086.9208.SY + 086.9225.--) sur les sciages/fraisages.
4. \*\* Encollage dans la chambre du profilé : application d'une colle d'étanchéité approuvée (Reynaseal Duo art. n° 084.9080.--)
5. Poser les équerres de sertissage et de soutien (voir détails de fabrication « *équerres de soutien* »)
6. Raccorder et sertir (voir détails de fabrication « *équerres à sertir* »)
7. \* Injection de colle d'étanchéité approuvée dans les trous prévus à cet effet (Reynaseal Duo art. n° 084.9080.--). Lorsque la colle injectée dans le trou ressort par le profilé adjacent, le raccord est entièrement encollé.
8. Les résidus de colle et de joint doivent être éliminés. On nettoiera aussi les surfaces visibles avec un produit non agressif (Reynafinish 60 art. n° 086.9210.--).

### 1.2.3.2 À visser

Étapes (voir détails de fabrication « *raccord d'angle* ») :

\*

option A : injection de colle après vissage

\*\*

option B : injection de colle avant vissage

1. Tronçonner correctement.
2. Poinçonner ou forer les trous de vis ( $\varnothing 12,5$ ) et d'injection de colle\* ( $\varnothing 4$ ) aux deux extrémités des profilés à relier (voir détails de fabrication « *injection de colle* »)
3. Protection et étanchement des coupes et des surfaces traitées par :
  - ébavurage (si nécessaire) ;
  - enlèvement des poussières et des copeaux sur les sciages et dans la chambre du profilé ;
  - dégraissage (Reynafinish 60 art. n° 086.9210.--);
  - application de Reynaprotector (art. n° 086.9208.SY + 086.9225.--) sur les sciages et de Reynastick (art. n° 086.9600.XX) sur les fraisages.
4. \*\* Encollage dans la chambre du profilé : application d'une colle d'étanchéité approuvée (Reynaseal Duo art. n° 084.9080.--)

5. Poser l'équerre à visser, l'équerre à clouer et les équerres de soutien (voir détails de fabrication « *équerres de soutien* »)
6. Raccorder : serrer les vis puis (le cas échéant) enfoncer les clous.
7. \* Injection de colle d'étanchéité approuvée dans les trous prévus à cet effet (Reynaseal Duo art. N° 084.9080.--). Lorsque la colle injectée dans le trou ressort par le profilé adjacent, le raccord est entièrement encollé.
8. Les résidus de colle et de joint doivent être éliminés. On nettoiera aussi les surfaces visibles avec un produit non agressif (Reynafinish 60 art. n° 086.9210.--).

## 1.2.4 Joints

### 1.2.4.1 Application du joint central (EPDM)

Étapes (voir détails de fabrication « *joint central* »)

1. Découpe correcte : couper le joint central avec le gabarit de coupe (art. n° 097.0217.00).
2. Prévoir une longueur supplémentaire (env. 10 mm par mètre).
3. Application du joint : les joints sont appliqués dans les rainures des profilés prévues à cet effet. La longueur supplémentaire est légèrement refoulée pour neutraliser le rétrécissement. L'utilisation d'un aérosol silicone (art. n° 086.9551.--) peut simplifier l'application.
4. Encollage (étanchéité) : dégraisser les coupes au Reynaers Safety Clean (art. n° 086.9231.--) et au Reynaers Multi Foam (art. n° 086.9230.--). Coller les onglets à la colle de vulcanisation (art. n° 084.9103.04) ou avec une colle instantanée adéquate (art. n° 084.9107.--). La liaison restant élastique, le joint s'ajuste parfaitement même dans les angles.

### 1.2.4.2 Application du joint central (TPE)

Étapes (voir détails de fabrication « *joint central* »)

1. Découpe correcte : couper le joint central avec le gabarit de coupe (art. n° 097.0217.00).
2. Prévoir une longueur supplémentaire (env. 10 mm par mètre).
3. Application du joint : les joints sont appliqués dans les rainures des profilés prévues à cet effet. La longueur supplémentaire est légèrement refoulée pour neutraliser le rétrécissement.
4. Encollage (étanchéité) : dégraisser les coupes au Reynaers Safety Clean (art. n° 086.9231.--) et au Reynaers Multi Foam (art. n° 086.9230.--). Coller les onglets avec une colle instantanée adéquate (art. n° 084.9107.--). La liaison restant élastique, le joint s'ajuste parfaitement même dans les angles.

Remarque : en TPE, il est également possible de souder les cadres à l'aide d'une machine à souder (art. n° 095.N200.00).

### 1.2.4.3 Application du joint acoustique

Étapes : (voir détails de fabrication « *joints* »)

1. Découpe correcte : couper le joint acoustique avec une cisaille à joint (art. n° 090.0121.00). Le joint se coupe droit et doit être continu dans les coins (une petite incision au niveau des coins facilite la flexion). Prévoir une longueur supplémentaire (env. 10 mm par mètre).
2. Application du joint : les joints sont appliqués dans les rainures des profilés prévues à cet effet. La longueur supplémentaire est légèrement refoulée pour neutraliser le rétrécissement. L'utilisation d'un aérosol silicone (art. n° 086.9551.--) peut simplifier l'application.
3. Encollage (étanchéité) : dégraisser les coupes au Reynaers Safety Clean (art. n° 086.9231.--) et au Reynaers Multi Foam (art. n° 086.9230.--). Coller les raccords avec de la colle de vulcanisation (art. n° 084.9103.04) ou une colle instantanée adéquate (art. n° 084.9107.--). La liaison restant élastique, le joint s'ajuste parfaitement même dans les angles.
4. Découper le joint à hauteur des charnières visibles.

### 1.2.4.4 Application du joint de vitrage

Étapes : (voir détails de fabrication « *joints* »)

1. Découpe correcte : couper le joint de filtrage avec une cisaille à joint (art. n° 090.0121.00). Le joint doit se couper droit.
2. Application du joint : les joints sont appliqués dans les rainures des profilés prévues à cet effet. Les choix verticaux et horizontaux sont raccordés en about. La longueur supplémentaire est légèrement refoulée pour neutraliser le rétrécissement. L'utilisation d'un aérosol silicone (art. n° 086.9551.--) peut simplifier l'application.
3. Encollage (étanchéité) : dégraisser les coupes au Reynaers Safety Clean (art. n° 086.9231.--) et au Reynaers Multi Foam (art. n° 086.9230.--). Coller les raccords avec de la colle de vulcanisation (art. n° 084.9103.04) ou une colle instantanée adéquate (art. n° 084.9107.--). La liaison restant élastique, le joint s'ajuste parfaitement même dans les angles.

## I.2 RECOMMANDATIONS DE MONTAGE

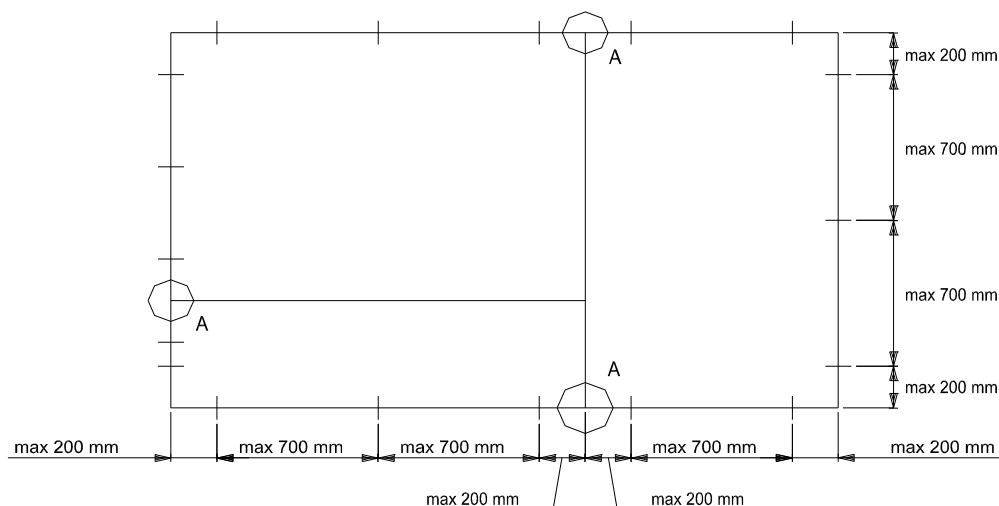
### II.2.1 Stockage

Les éléments non finis et finis doivent seulement être stockés dans un local sec, à l'abri du gel.

### II.2.2 Montage dans le gros œuvre

La fixation au gros-œuvre se fait directement à travers les profilés avec des vis d'écartement en inox ou avec des ancrages de fixation (voir catalogue « Reynaconnect »).

- Les fixations ne peuvent pas être appliquées à une distance inférieure à 40 mm du bord du mur du gros œuvre.
- L'ancrage ne peut surtout pas influencer la force portante des éléments de construction contigus.
- Tous les ancrages, pour autant qu'ils ne soient pas en aluminium ou en acier inoxydable, doivent être efficacement protégés contre la corrosion et ne peuvent pas corroder l'aluminium.
- Lors de la pose des fenêtres, on prévoit des fixations en suffisance:



Par côté, il faut au moins 2 fixations. La distance entre la dernière fixation et l'angle ne peut dépasser 200 mm.

- La distance entre les fixations est de 700 mm au maximum.
- A l'endroit où des profilés T et des profilés dormants se rencontrent, l'ancrage doit être appliqué à une distance maximale de 200 mm des deux côtés du profilé T (A). De cette façon, une dilatation ou un rétrécissement du profilé T (dus aux fluctuations de température) sont possibles sans dégâts.
- Il est conseillé de positionner les fixations à la hauteur de chaque point de charnière et de fermeture.
- Remarque:
- Les ancrages doivent être appliqués d'une telle façon qu'ils peuvent neutraliser des dilatations/rétrécissements éventuels de la fenêtre.

### II.2.3 Montage des accessoires

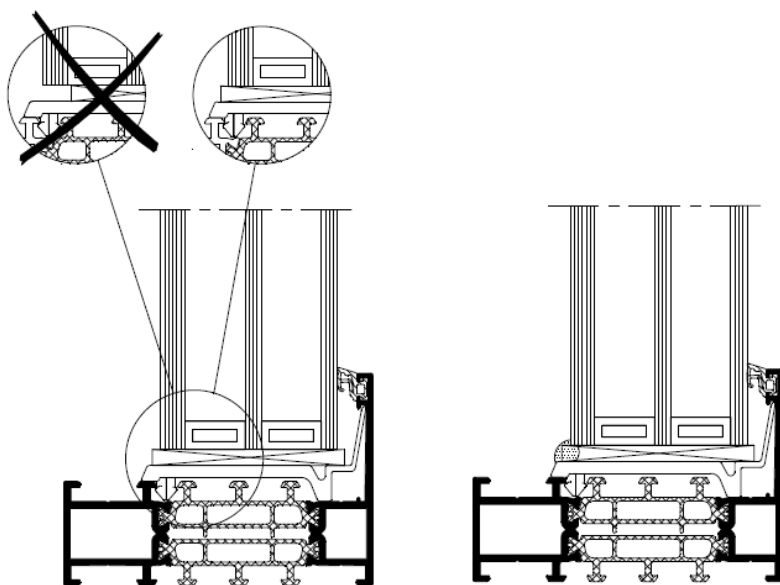
Le choix des points de fixation, du nombre de points de fermeture, du nombre de charnières, du poids maxi. de l'ouvrant, des dimensions maxi. de l'ouvrant, du profilé de l'ouvrant, etc., respectera les préconisations du catalogue de systèmes et d'accessoires. Les éléments coulissants et mobiles seront lubrifiés à la graisse naturelle. Au montage, on s'assurera que les accessoires fonctionnent avec fluidité et sans à-coups.

## II.3 VITRAGE

Tous nos systèmes sont conçus pour vitrer à l'aide de joints EPDM ou de silicone neutre. En cas d'utilisation d'un joint au silicone, l'usage d'un fond de joint constitué d'un joint-mousse compressible autocollant est recommandé pour maintenir un espace libre suffisant entre le verre et l'aluminium. Nous vous recommandons d'utiliser notre système de joints de vitrage pour des raisons de facilité et fiabilité de mise en œuvre, de bonne tenue dans le temps et de simplicité dans le remplacement de volumes verriers.


Le vitrage devra se faire en respectant les points suivants:


- Le vitrage respectera les normes en vigueur localement.
- Le joint de vitrage doit être refoulé et comblé pour éviter que des ouvertures apparaissent aux angles à cause du rétrécissement.
- Vitrage en silicone n'est pas compatible avec coatex laque.
- La feuillure doit être drainée. Il en va de même pour un vitrage en silicone (voir détails de fabrication « drainage »).
- À la pose du vitrage, on ménagera un jeu minimum de 12 mm avec le châssis en aluminium (6 mm par côté).
- Si l'entretoise du vitrage n'est pas entièrement recouverte le mastic doit être résistant aux UV.
- Aucun volume verrier ne peut être directement en contact avec l'aluminium. La pose de cales de vitrage ou d'un joint est indispensable.
- Des supports de vitrage sont posés pour égaliser le fond de la feuillure. Les cales de vitrage sont posées sur ces supports. Elles doivent être suffisamment solides pour supporter le poids du verre et de chaque feuillure individuelle.
- Les supports de vitrage placé au bas de la feuillure doivent recevoir un joint (voir schéma ci-dessous)
- Poids du vitrage > 170kg utilise support de vitrage 169.8715.00 pour les ouvrants.



### Assemblage du vitrage

La position des cales de vitrage est déterminée par la norme STS 38. Nous distinguons 2 types de cales vitrage :

Cales de support 

Cales d'ajustement 

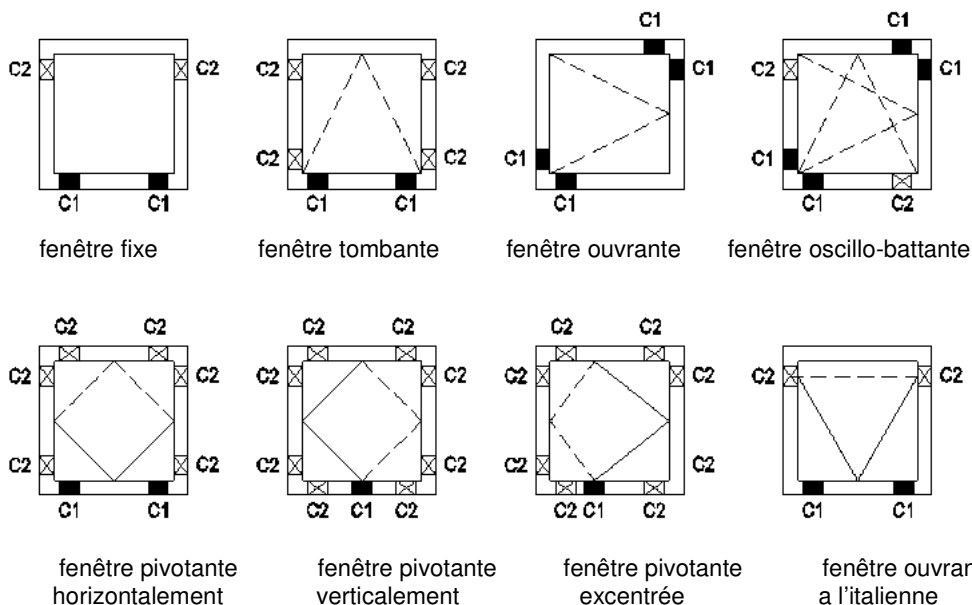
#### C1 : cales de support

Ces cales transmettent le poids du verre à l'ouvrant ou à l'allège. Leur pose correcte est essentielle au bon fonctionnement de la fenêtre. Elles doivent être mises en place à l'aide des outils spécifiquement prévus à cet effet.

#### C2 : cales d'ajustement

Ces cales garantissent le positionnement du verre par rapport à la feuillure. Elles sont appliquées sans forcer.

Les schémas suivants illustrent la position requise des cales de vitrage dans les différents types de fenêtre.



En cas de vitrage fixe, on applique les supports dans les angles de la traverse basse pour empêcher que celle-ci ne plie sous le poids du verre.

En cas de fenêtre ouvrante et oscillo-battante, le verre est calé diagonalement de l'angle inférieur de la charnière à l'angle supérieur opposé. Cela permet de supporter correctement le poids du verre et de prévenir ainsi toute déformation de l'ouvrant. Au calage, il convient de contrôler si l'ouvrant est correctement centré par rapport à l'allège. Après le calage correct de l'ouvrant, on peut ajouter des cales d'ajustement (le cas échéant) avant de poser les parclozes.

## II.4 PRESCRIPTIONS COMPLÉMENTAIRES PORTES EFFET BI-MÉTAL

Nos profilés de porte sont munis de bandes isolantes perforées qui limitent dans une large mesure la déformation sous l'effet d'une importante différence de température entre l'intérieur et l'extérieur. Néanmoins, avec des profilés en métal à coupure thermique, la déformation ne pourra être entièrement évitée. Aussi recommandons-nous, dans certaines conditions, d'effectuer des opérations complémentaires pour limiter le phénomène au minimum.

Les mesures à prendre dépendent de la couleur, de la hauteur de l'ouvrant et de la position de la porte par rapport au soleil. Nous classons les couleurs RAL suivant le tableau 1. Pour les portes qui ne seront pas exposées au soleil mais devront subir d'importantes différences de température, la couleur est sans importance et l'on peut utiliser la classe 14. Le tableau 2 met les opérations en regard de la couleur et de la hauteur de l'ouvrant. Au tableau 3, on trouve l'explication des mesures à prendre.

1	5004 8022 9005
2	3004 3005 3007 4007 5003 5008 5011 5013 5020 5022 6005 6007 6008 6009 6012 6022 7021 8014 8016 8017 8019 9004 9011 9017
3	3003 3009 3011 5000 5001 5002 5010 6004 6006 6014 6015 6020 7016 7022 7024 7026 8011 8012 8015 8028
4	3000 3001 3002 3013 3027 4002 4006 5005 5009 5017 5019 6002 6003 6016 6026 6028 7009 7010 7011 7013 7015 7043 8002 8003 8007 8008 8024
5	2002 3016 3020 3031 4008 5007 5021 5023 6000 6001 6010 6025 6029 7006 7008 7012 7031 7039 8004 8025
6	2001 3017 3018 4001 4005 4010 5014 5015 6011 6013 6017 6024 6032 7003 7005 8000 8001 8023
7	1027 2004 2009 2010 2012 3022 4003 5012 5018 6018 6033 7000 7002 7023 7033 7034 7037 7046
8	1005 1011 1019 1020 1024 2000 2008 2011 3012 3014 4009 5024 6021 7001 7030 7036 7042 7045
9	1006 1007 2003 6034 7004 7040
10	1001 1002 1012 1028 1033 1034 3015 6027 7032 7038 7044
11	1000 1003 1017 1021 1023 6019 7035
12	1014 1018 7047 9018
13	1013 1015 1016
14	9003 9010 9016

Tableau 1 : classification des couleurs RAL

Classe couleurs	Hauteur ouvrant (mm)									
	2100	2200	2300	2400	2500	2600	2700	2800	2900	3000
1	2	3	3	3	3	3	4	4	4	4
2	2	3	3	3	3	3	3	4	4	4
3	2	2	3	3	3	3	3	4	4	4
4	2	2	3	3	3	3	3	3	4	4
5	2	2	3	3	3	3	3	3	4	4
6	1	2	2	3	3	3	3	3	3	4
7	1	2	2	3	3	3	3	3	3	3
8	1	1	2	2	3	3	3	3	3	3
9	1	1	2	2	2	3	3	3	3	3
10	1	1	1	2	2	3	3	3	3	3
11	1	1	1	2	2	2	3	3	3	3
12	1	1	1	1	2	2	2	3	3	3
13	1	1	1	1	1	2	2	2	3	3
14	1	1	1	1	1	1	2	2	2	3

Tableau 2 : mesures à prendre en fonction de la classe de couleurs et de la hauteur de l'ouvrant

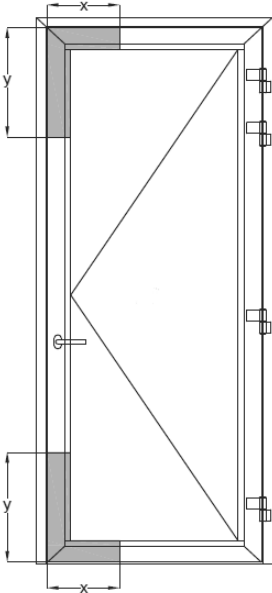
1	Pas de problèmes à prévoir
2	Utilisation recommandée de la serrure 061.8760.ZC / 061.8761.ZC <b>OU</b> Incision des angles
3	Utilisation recommandée de la serrure 061.8760.ZC / 061.8761.ZC <b>ET</b> Incision des angles
4	Nous recommandons d'éviter l'exposition directe aux rayons du soleil. Nous avons des solutions de protection solaire dans notre gamme (BS 30).

Tableau 3 : explication des mesures à prendre.

## Incision des angles :

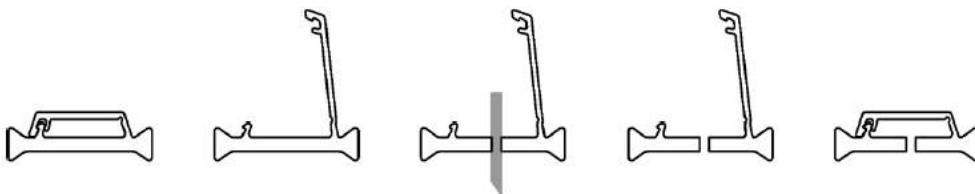
Inciser les bandes isolantes au niveau des angles du côté serrure. Cela donnera au côté serrure plus de flexibilité pour permettre à la coque intérieure et à la coque extérieure de bouger indépendamment l'une de l'autre. Le côté charnière (qui supporte le poids du verre) peut être laissé intact.

X = 300 mm  
Y = 500 mm



Voici comment procéder pour inciser les bandes isolantes :

1. Ouvrez la protection de la bande.
2. Incisez l'autre partie de la bande. La bande étant déjà perforée, cela peut se faire facilement avec un couteau ou une petite scie.
3. Refermez la protection. Le résultat de l'opération est soustrait au regard.





F



# PROCESSING DATA

## I. GENERAL

See catalogue "1.General information" (089.C01E.00)

## II. PROCESSING DATA MASTERLINE 8

### II.1 FABRICATING INSTRUCTIONS

In order to guarantee a perfect end product, the following guidelines should be adhered to during the production process.

#### II.1.1 Metal-removing operations

Metal-removing operations are understood to mean all mechanical operations such as sawing, milling, drilling, punching and cutting. For painted profiles it is essential that the paint coatings do not come off on the edges during these operations. Therefore it is very important for the quality of the connections that:

- the metal-removing tools are appropriate and sufficiently sharp;
- the machines are well regulated and adjusted (e.g. number of revolutions);
- the tools are regularly maintained and checked in accordance with the instructions of the machine suppliers;
- the metal-removing tools are greased sufficiently and correctly:
  - cutting grease block (art.no. 086.9191.UN) for saw blades,
  - cutting spray (art.no. 086.9175.UN) for punch toolsor the cooling agents and lubricants prescribed by the machine suppliers;
- the correct clamp blocks are used; (see assembly drawings 'clamp blocks')
- the cutting table is free of swarf and dust;
- possible cooling is done by means of chemically neutral products which do not attack the surface treatment.

It is recommended to vacuum-extract any chips produced during machining. All cuts that form a joint, such as: corner and T-joints, must be protected with Reynaprotector (art.no. 086.9208.SY + 086.9225.--). Other cuts, such as glazing beads, terminal strips, etc. must be protected with Reynastick (art.no. 086.9600.XX), as well as milling cuts, boreholes, punch holes, etc.

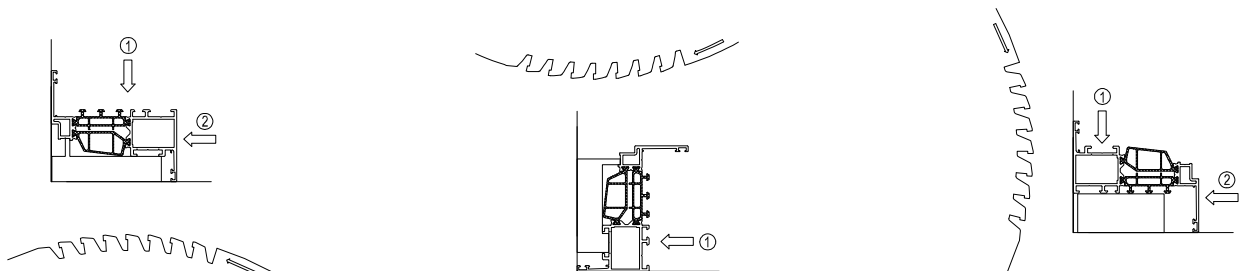
To function correctly, and to achieve the performances and aesthetics of the end product, it is very important that the profiles are sawn within close tolerances. If there is disagreement about what is meant by acceptable deviations, the guidelines of bodies such as the Aluminium Center Belgium can be consulted.

#### Position/clamping of the profiles during cutting:

The position of the profiles on the sawing table during cutting is very important and is the basis to get perfect mitres. When clamping, account should be taken of the direction of movement of the saw blade in relation to the profile (see diagrams below). We distinguish between primary (1) and secondary (2) clamping. The greatest pressure is exerted on the primary clamping. The need for the secondary clamping depends on the exact design of the profile.

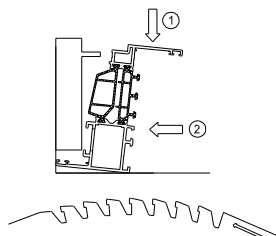
The clamp blocks should be used:

- a. to ensure that tolerances on the profiles do not influence the quality of the mitre;
- b. to ensure that the profiles do not twist on the table.



## INCORRECT CLAMPING

**FAULT:** The primary clamping pressure goes past the tipping point of the profile, causing it to tilt.  
**CONSEQUENCE:** An oblique saw cut resulting in the outside of the profile being shorter than the inside.  
**RESULT:** After the corners have been joined, the mitre is closed on the inside but an opening is visible on the outside.



## II.1.2 Assembly

We make the following subdivision:

1. Drainage and recesses for the accessories;
2. T-brackets;
3. Corner connections
  - crimping
  - screwing
4. Gaskets

### 1.2.1 Drainage and recesses for the accessories

Steps:

- a. Marking of recesses
- a. Correct punching, drilling or milling.
- b. Protection of the treated surfaces by :
  - deburring (if necessary);
  - removing dust and saw-dust on the saw cuts and in the profile chamber;
  - degreasing (Reynafinish 60 art.no.086.9210);
  - applying Reynastick (art. no. 086.9600.XX);

Special attention should be paid to the following regarding drainage:

Possible infiltrating water must be drained smoothly under control and one must be sure that the profile's chambers remain at atmospheric pressure.

- For windows, drainage holes should be a maximum of 250 mm from the corner (for specific drainage: see assembly drawings 'drainage')
  - up to a window width of 1000 mm: 2 drainage holes;
  - up to a window width of 1500 m: 3 drainage holes.
  - Additional holes are required every 500 mm.
- Always drain at the lowest point of the glass rebate.
- The minimum surface of these openings is 50 mm<sup>2</sup> per opening, either a round opening of minimum 8 mm diameter, or elongated openings of minimum 5 mm by 15 mm.  
Drainage holes which are visible on the outside of the window are covered with drainage covers in synthetic material.  
All window types must be provided with a drainage system in the sills and/or the horizontal transoms.
- All window types are provided with ventilation holes (see assembly drawing 'decompression'). Its function is to guarantee the pressure equalization around the glazing.
- In case of fixed windows, centrally on top the outer glazing gasket is interrupted over a length of 50mm.
- In case of opening parts, 5 mm vent holes are drilled on both sides, laterally in the outer profile half.

### 1.2.2 T-brackets

Steps (see assembly drawings 'T-connection'):

1. Correct sawing
2. Milling out the transom-mullion (height 27 mm)
3. Punching or drilling of glue-injection ( $\varnothing 4$ ) and mounting holes ( $\varnothing 12.5$ )
4. Protection of the saw cuts and treated surfaces by:
  - deburring (if necessary);
  - removing dust and saw-dust on the saw cut and in the profile chambers;
  - degreasing (Reynafinish 60 art.no.086.9210.--);
  - applying Reynaprotector (art. no. 086.9208.SY + 086.9225.--) on the saw cuts/mounting holes and Reynastick (art. no. 086.9600.XX) on the saw/milling cuts.
5. Sealing of the zone under the transom-mullion on the outer frame. This should be completely watertight. If a central gasket is fitted, the rubber groove must be kept free of sealant.
6. Making the connection: the T-bracket for the inner profile half is positioned on the centre line and fixed with screws (Torx T25) until the profile wall of the adjacent profile has been drilled through. The transom-mullion is mounted on top of this and secured with the eccentric screw.
7. The brackets for the outer profile half are inserted and tightened (Torx T25). One side must be held in place while the other side is tightened.
8. Brackets are secured with an approved sealing glue (Reynaseal Duo art.no. 084.9080.--), to be injected into the designated holes.
9. Surplus residues of adhesive and sealant must be removed and the visible surfaces cleaned with a non-aggressive product (Reynafinish 60 art. nr. 086.9210.--).

### 1.2.3 Corner connections

#### 1.2.3.1 Crimping

Steps (see assembly drawing 'corner connection'):

- \* option A: glue injection after crimping
- \*\* option B: glue injection before crimping

1. Correct sawing
2. Punching or drilling holes for glue injection ( $\varnothing 4$ ) at both ends of the profiles to be joined (see assembly drawing 'glue injection')
3. Protection and sealing of the saw cuts and treated surfaces by:
  - deburring (if necessary);
  - removing dust and saw-dust on the saw cut and in the profile chamber;
  - degreasing (Reynafinish 60 art.no. 086.9210.--)
  - applying Reynaprotector (art.no. 086.9208.SY + 086.9225.--) on saw/milling cuts.
4. \*\*Gluing in the profile chamber: applying an approved sealing glue (Reynaseal Duo art.no. 084.9080.--)
5. Applying crimp corner cleats and rebate support (see assembly drawing 'rebate support')
6. Making the connection and crimping (see assembly drawing 'crimping machine')
7. \*Glue injection at the height of the injection holes by means of an approved sealing glue (Reynaseal Duo art.no. 084.9080.--). When the glue emerges through the hole in the adjacent profile, the corner is fully glued.
8. Surplus residues of adhesive and sealant must be removed and the visible surfaces cleaned with a non-aggressive product (Reynafinish 60 art. nr. 086.9210.--).

#### 1.2.3.2. Screws

Steps (see assembly drawing "corner joint")

- \* option A: glue injection after screwing
- \*\* option B: glue injection before screwing

1. Correct sawing
2. Punching or drilling screw holes ( $\varnothing 12.5$ ) and holes for glue injection\* ( $\varnothing 4$ ) at both ends of the profiles to be joined (see assembly drawing 'glue injection')
3. Protecting and sealing the saw cuts and worked surfaces by:
  - deburring (if necessary);
  - removing dust and saw-dust on the saw cuts and in the profile chamber;
  - degreasing (Reynafinish 60 art. no. 086.9210.--);
  - applying Reynaprotector (art. no. 086.9208.SY + 086.9225.--) to the saw cuts and Reynastick (art. no. 086.9600.XX) to the milling cuts.
4. \*\*Gluing in the profile chamber: applying an approved sealing glue (Reynaseal Duo art.no. 084.9080.--)
5. Applying screw corner cleats, corner cleats with drive pin and rebate support (see assembly drawing 'rebate support')
6. Make the connection: tighten screws and then (if applicable) hammer in nails.
7. \*Glue injection at the height of the injection holes by means of an approved sealing glue (Reynaseal Duo art.no. 084.9080.--). When the glue emerges through the hole in the adjacent profile, the corner is fully glued.
8. Surplus residues of adhesive and sealant must be removed and the visible surfaces cleaned with a non-aggressive product (Reynafinish 60 art. nr. 086.9210.--).

## 1.2.4 Gaskets

### 1.2.4.1. Applying the central gasket (EPDM)

Steps (see assembly drawing 'central gasket')

1. Correct cutting: the central gasket should be cut with a cutting template (art. no. 097.0217.00).
2. Extra overhanging (about 10 mm per metre) is required.
3. Application of the gasket: the gaskets are applied in the appropriate grooves within the profiles; they should be cut slightly longer than is necessary to compensate for any shrinkage that may occur. Difficulties in applying the gasket can be solved by the use of silicone spray (art.no. 086.9551.--).
4. Gluing (sealing): the cuts should be degreased with Reynaers Safety Clean (art. no. 086.9231.--) and Reynaers Multi Foam (art. no. 086.9230.--) and the mitres should be glued with vulcanizing glue (art. no. 084.9103.04) or a suitable instant glue (art. no. 084.9107.--). Because the connection remains elastic, the gasket will also fit perfectly into the corners.

### 1.2.4.2. Applying the central gasket (TPE)

Steps (see assembly drawing 'central gasket')

1. Correct cutting: the central gasket should be cut with a cutting template (art. no. 097.0217.00).
2. Extra overhanging (about 10 mm per metre) is required.
3. Application of the gasket: the gaskets are applied in the appropriate grooves within the profiles; they should be cut slightly longer than is necessary to compensate for any shrinkage that may occur.
4. Gluing (sealing): the cuts should be degreased with Reynaers Safety Clean (art. no. 086.9231.--) and Reynaers Multi Foam (art. no. 086.9230.--) and the mitres should be glued with a suitable instant glue (art. no. 084.9107.--). Because the connection remains elastic, the gasket will also fit perfectly into the corners.

Note: it is also possible in TPE to weld frames using a welding machine (art. no. 095.N200.00).

### 1.2.4.3. Applying the acoustic gasket

Steps (see assembly drawing 'gasket')

1. Correct cutting: the acoustic gasket should be cut with gasket shears (art.no. 090.0121.00). This gasket should be cut straight and should continue into the corners (small cuts in the corners will facilitate the bending). Extra overhanging (about 10 mm per metre) is required.
2. Application of the gasket: the gaskets are applied in the appropriate grooves within the profiles; they should be cut slightly longer than is necessary to compensate for any shrinkage that may occur. Difficulties in applying the gasket can be solved by the use of silicone spray (art.no. 086.9551.--).
3. Gluing (sealing): the cuts should be degreased with Reynaers Safety Clean (art. no. 086.9231.--) and Reynaers Multi Foam (art. no. 086.9230.--) and the joints should be glued with vulcanizing glue (art. no. 084.9103.04) or a suitable instant glue (art. no. 084.9107.--). Because the connection remains elastic, the gasket will also fit perfectly into the corners.
4. The gasket should be cut out around visible hinges.

### 1.2.4.4. Applying the glazing gaskets

Steps (see assembly drawing 'gasket')

1. Correct cutting: the glazing gasket should be cut with gasket shears (art.no. 090.0121.00). This gasket should be cut straight.
2. Application of the gasket: the gaskets are applied in the appropriate grooves within the profiles, and the verticals should butt up against the horizontals; they should be cut slightly longer than is necessary to compensate for any shrinkage that may occur. Difficulties in applying the gasket can be solved by the use of silicone spray (art.no. 086.9551.--).
3. Gluing (sealing): the cuts should be degreased with Reynaers Safety Clean (art. no. 086.9231.--) and Reynaers Multi Foam (art. no. 086.9230.--) and the joints should be glued with vulcanizing glue (art. no. 084.9103.04) or a suitable instant glue (art. no. 084.9107.--). Because the connection remains elastic, the gasket will also fit perfectly into the corners.

## II.2 INSTALLATION

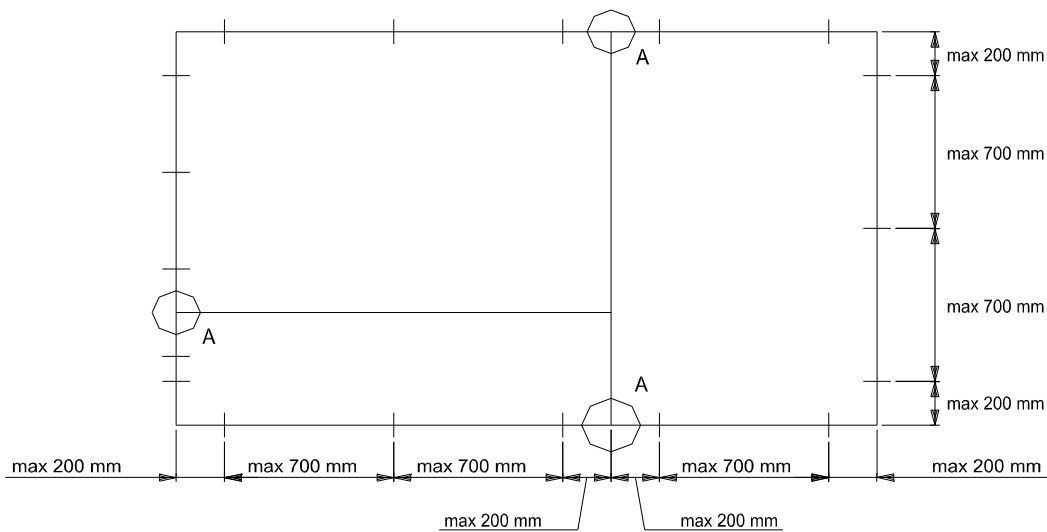
### II.2.1 Storage

Unfinished or finished elements should always be stored in a dry, frost-free room.

### II.2.2 Fitting in the structural work

The fixing to the structural work is done either directly through the rebate of the profiles with stainless steel spacer screws, or by means of fixing lugs (see Reynaconnect® catalogue)..

- The fixings may not be applied less than 40 mm from the edge of the wall of the structural work.
- The anchoring may in no way influence the bearing power of the adjacent building parts.
- All anchorings, as far as they are not made of aluminium or stainless steel, should be adequately corrosion protected and may not attack the aluminium themselves.
- When fitting the windows, sufficient fixings are required:



At least two fixings should be applied on each side; the maximum distance to the corner is at least 200 mm.

- The distance between the fixings is maximum 700 mm.
- Where transom/mullions and outer frame profiles meet, the fixing must be applied maximum 200 mm from both sides of the transom/mullion (A). In this way, expansion and shrinkage of the transom/mullion (because of fluctuations of temperature) are possible without any damage.
- We recommend to position the fixings at the height of each hinge and locking point.

### II.2.3 Fitting of the accessories

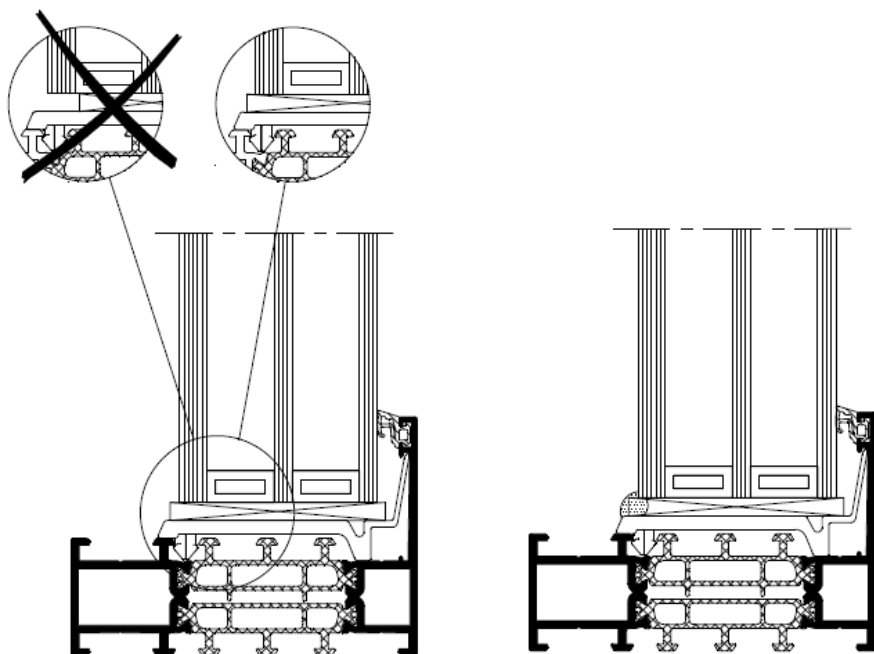
The choice of the fixing points, number of locking points, number of hinges, max. vent weight, max. vent sizes, vent profile used etc. depends on the instructions in the system and accessory catalogue. Sliding and moving parts should be provided with neutral grease. When fitting, please check whether all accessories can be operated easily and without getting stuck.

## II.3 GLAZING

Reynaers' systems are designed for EPDM gasket or neutral silicone glazing. In case of silicone glazing a spacer tape should be applied to create a correct opening between the glass panel and the aluminium frame. For easy and reliable fitting, durability and reglazing simplicity, we recommend using only Reynaers' gaskets - specially adapted for our profiles.

The following precautions should be taken when fitting the glazing:

- The glass to be fitted must satisfy locally applicable standards.
- Cut and seal the glazing gaskets slightly longer than is necessary to avoid openings in the corners at a later stage.
- Silicone glazing is not compatible with coatex finish.
- The glass rebate should be drained. This is also necessary in the case of silicone glazing (see assembly drawing 'drainage').
- Glass panels should be 12 mm (6 mm per side) smaller than the actual measured glazing size.
- If the spacer in the glass is not completely covered the sealant should be UV-resistant.
- No glass panel may be in direct contact with aluminium without inserting glazing blocks or a rubber gasket.
- Glass supports are used to level out the bottom of the rebate. Glazing blocks are placed on these. They must be sufficiently strong to bear the weight of the glass and support each individual glass plate.
- The glass supports on the bottom of the glass panel should be sealed (see drawing below).
- Glass weight > 170kg : use glass support 169.8715.00 for vent profiles.



### Fitting of the glass panels

The position of the glazing blocks is defined by standard STS 38. We distinguish between 2 types of glazing block:

Support blocks 

Adjusting blocks 

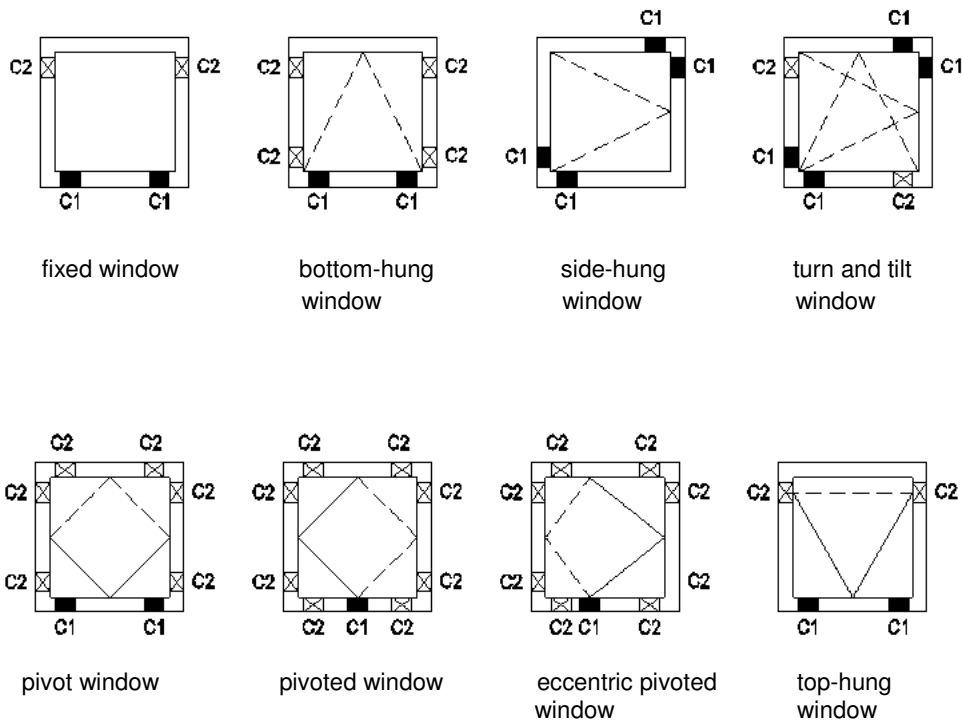
#### C1: support blocks

These support blocks distribute the weight of the glass onto the vent or the outer frame. Correct positioning is very important to ensure the vent functions correctly. They should be installed using tools specifically intended for the purpose.

#### C2: adjusting blocks

These blocks guarantee the position of the glass in the rebate. They must be positioned without twisting or damaging the profile.

The following diagrams indicate the required position of the glazing blocks in different types of windows.



In the case of a fixed window the supports are applied in the corners of the sill in order to prevent them from bending under the glass weight.

In the case of side-hung and turn-and-tilt windows, the glass is wedged diagonally from hinge corner to the opposite top corner. This spreads the weight of the glass correctly, preventing distortion of the window vent. When wedging the glass, check whether the vent is positioned centrally in relation to the frame. If the vent is correctly wedged, the adjusting blocks (if applicable) can be added before beading.

## II.4 ADDITIONAL INSTRUCTIONS RELATED TO BI-METAL EFFECT DOORS

Our door profiles are fitted with perforated insulating strips that largely limit warping under the influence of a major difference in temperature between inside and outside. But because of the nature of 2 metal profiles connected to each other by an insulator, the bi metal effect cannot be reduced to zero. We therefore recommend carrying out additional operations under certain conditions to keep the phenomenon to a minimum.

The action to be taken depends on the colour, vent height and position of the door in relation to the sun. We classify RAL colours in accordance with table 1. For doors that will not be exposed to sunlight but where major differences in temperature are still expected, the colour does not matter and class 14 can be used. Table 2 links the actions to colour class and vent height. Table 3 contains the explanation of the actions to be taken.

1	5004 8022 9005
2	3004 3005 3007 4007 5003 5008 5011 5013 5020 5022 6005 6007 6008 6009 6012 6022 7021 8014 8016 8017 8019 9004 9011 9017
3	3003 3009 3011 5000 5001 5002 5010 6004 6006 6014 6015 6020 7016 7022 7024 7026 8011 8012 8015 8028
4	3000 3001 3002 3013 3027 4002 4006 5005 5009 5017 5019 6002 6003 6016 6026 6028 7009 7010 7011 7013 7015 7043 8002 8003 8007 8008 8024
5	2002 3016 3020 3031 4008 5007 5021 5023 6000 6001 6010 6025 6029 7006 7008 7012 7031 7039 8004 8025
6	2001 3017 3018 4001 4005 4010 5014 5015 6011 6013 6017 6024 6032 7003 7005 8000 8001 8023
7	1027 2004 2009 2010 2012 3022 4003 5012 5018 6018 6033 7000 7002 7023 7033 7034 7037 7046
8	1005 1011 1019 1020 1024 2000 2008 2011 3012 3014 4009 5024 6021 7001 7030 7036 7042 7045
9	1006 1007 2003 6034 7004 7040
10	1001 1002 1012 1028 1033 1034 3015 6027 7032 7038 7044
11	1000 1003 1017 1021 1023 6019 7035
12	1014 1018 7047 9018
13	1013 1015 1016
14	9003 9010 9016

Table 1: classification of RAL colours

Colour class	Vent height (mm)									
	2100	2200	2300	2400	2500	2600	2700	2800	2900	3000
1	2	3	3	3	3	3	4	4	4	4
2	2	3	3	3	3	3	3	4	4	4
3	2	2	3	3	3	3	3	4	4	4
4	2	2	3	3	3	3	3	3	4	4
5	2	2	3	3	3	3	3	3	4	4
6	1	2	2	3	3	3	3	3	3	4
7	1	2	2	3	3	3	3	3	3	3
8	1	1	2	2	3	3	3	3	3	3
9	1	1	2	2	2	3	3	3	3	3
10	1	1	1	2	2	3	3	3	3	3
11	1	1	1	2	2	2	3	3	3	3
12	1	1	1	1	2	2	2	3	3	3
13	1	1	1	1	1	2	2	2	3	3
14	1	1	1	1	1	1	2	2	2	3

Table 2: Actions to be taken depending on colour class and vent height

1	No problems to be expected
2	Recommendation to use lock 061.8760.ZC / 061.8761.ZC <b>OR</b> Cut the corners and use any lock.
3	Recommendation to use lock 061.8760.ZC / 061.8761.ZC <b>AND</b> Cut the corners
4	We recommend avoiding direct solar radiation on the door. We have shading solutions in our range (BS 30).

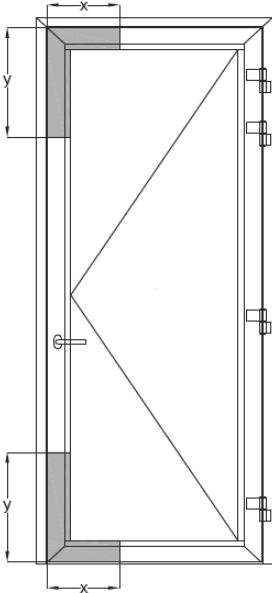
Table 3: explanation of actions to be taken



## Cutting in the corners:

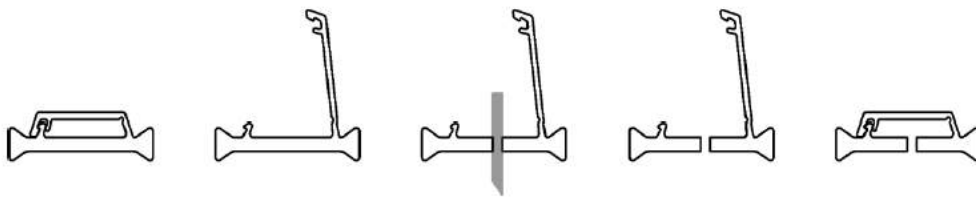
Cut the insulator in the corners at the lock side. In this way the lock side has more flexibility which allows the inner and outer scale to move more freely relative to each other. The hinge side (which takes the weight of the glass) can be left intact.

X = 300 mm  
Y = 500 mm



The cut-out of the insulation strips can be done as follows:

1. Open the cover of the flexible strip
2. Cut the remaining part of the strip. Because the strip itself is already pre-punched, this can be done easily with a knife or a small sawing blade.
3. Close the cover again. Because of the cover of the flexible strip, the modification is invisible.





# VERARBEITUNGSVORSCHRIFTEN

## I. ALLGEMEIN

Siehe Katalog "1. Allgemeine information (089.C01E.00)

## II. VERARBEITUNGSVORSCHRIFTEN MASTERLINE 8

### II.1 VERARBEITUNG

Um ein qualitativ hochwertiges Endprodukt zu erstellen, sollen bei der Verarbeitung folgende Punkte berücksichtigt werden:

#### II.1.1 Spanende Bearbeitungen

Mit spanenden Bearbeitungen sind alle mechanischen Bearbeitungen, wie Sägen, Fräsen, Bohren, Stanzen gemeint. Bei allen mechanischen Bearbeitungen ist auf den Einsatz geeigneter Sägeblätter, Fräser und Bohrer zu achten, damit die Oberfläche nicht durch Grate oder abplatzende Beschichtung beschädigt wird.

Zur Profilbearbeitung geben wir folgende Hinweise:

- Die spanabhebenden Werkzeuge müssen für den Werkstoff geeignet und ausreichend scharf sein.
- Die Maschine muss richtig eingestellt und auf den Werkstoff Aluminium (z.B. Drehzahl) abgestimmt sein.
- Es wird regelmäßige Wartung und Kontrolle des Werkzeugs gemäß den Vorschriften der Maschinenlieferanten ausgeführt.
- Zur Verlängerung der Werkzeugstandzeiten können geeignete Gleitmittel, wie :  
der Fettstift (Art.-Nr. 086.9191.UN);  
das Schneidmittel (Art.-Nr. 086.9175.UN)  
oder die von den Maschinenlieferanten vorgeschriebenen Kühl- und Schneidmittel
- Es die korrekten Spannbacken verwendet werden (siehe Montagezeichnung „Spannbacken“).
- Der Auflage- und Ablauftisch soll frei von Spänen und Verunreinigungen sein;
- Die Kühl- und Schneidmittel müssen chemisch neutrale Produkte sein, die die Oberfläche nicht angreifen.

Es empfiehlt sich, Späne abzusaugen, die während der spanenden Bearbeitung entstehen. Alle Sägeschnitte, die eine Verbindung bilden (wie z. B. Eck- und T-Verbindungen) müssen mit Reynaprotector (Art.-Nr. 086.9208.SY + 086.9225.--) geschützt werden. Andere Sägeschnitte (wie z. B. Glasleisten, Klemmleisten, Frässchnitte, Bohr- oder Stanzlöcher) müssen mit Reynastick (Art.-Nr. 086.9600.XX) geschützt werden.

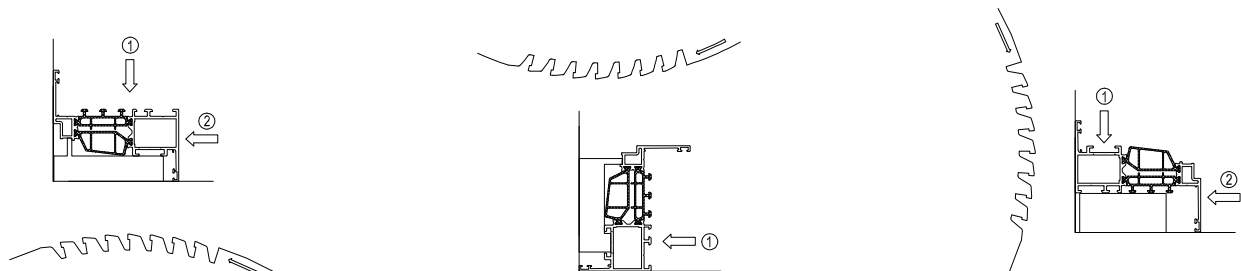
Für die korrekte Funktion, Leistung und Ästhetik des Endprodukts ist es sehr wichtig, dass die Profile in engen Toleranzen gesägt werden. Falls strittig ist, was unter annehmbaren Abweichungen zu verstehen ist, können die Richtlinien von Instanzen wie Aluminium Center Belgium herangezogen werden.

#### Position/Klemmung der Profile während des Sägens :

Die Position der Profile auf dem Säge Tisch beim Sägen ist sehr wichtig und die Grundlage für perfekte Stöße. Beim Einspannen muss die Bewegungsrichtung des Sägeblatts gegenüber dem Profil berücksichtigt werden (siehe die Abbildungen unten). Wir unterscheiden primäre (1) und sekundäre (2) Einspannung. Auf die primäre Einspannung wird der stärkste Druck ausgeübt. Ob eine sekundäre Einspannung notwendig ist, hängt von der genauen Form des Profils ab.

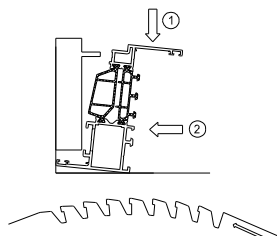
Die Klemmblöcke müssen verwendet werden:

- um zu verhindern, dass Spiel an den Profilen die Qualität des Stoßes beeinträchtigt;
- um zu verhindern, dass sich die Profile auf dem Tisch verdrehen.



## FALSCH EINSpanNUNG

- FALSCH:** Die primäre Einspannung drückt jenseits Drehpunkts gegen das Profil, wodurch es sich verdreht.  
**FOLGE:** Schiefer Sägeschnitt: Die Außenseite ist kürzer als die Innenseite.  
**ERGEBNIS:** Nach dem Verbinden der Ecken ist die Gehrung an der Innenseite dicht, aber an der Außenseite ist eine Öffnung sichtbar.



## II.1.2 Profilverbindungen und deren Verarbeitung

Folgende Verarbeitungsschritte werden unterschieden:

1. Entwässerung und Aussparungen für den Beschläge;
2. T-Verbindungen;
3. Eckverbindungen;
  - Pressen
  - Schrauben.
4. Dichtungen

### 1.3.1 Entwässerung und Bearbeitung für den Beschlageinbau

Verfahrensweise:

- a. die Aussparungen markieren;
- b. Korrekt stanzen, bohren oder fräsen.
- c. Schutz der Schnittkanten:
  - Entgraten (falls erforderlich).
  - Schnittfläche und Profilkammern von Staub und Sägeresten säubern.
  - Entfetten der Profile (Art.-Nr. 086.9182.--).
  - Reynastick (Art.-Nr. 086.9600.XX) aufbringen

Insbesondere ist auf folgendes zu achten:

Eventuell eingedrungenes Wasser muss problemlos und kontrolliert abgeleitet werden können.

Es sind entsprechende Dampfdruckausgleichsbohrungen vorzunehmen.

- Bei jedem Rahmen sind grundsätzlich zwei Entwässerungsbohrungen vorzunehmen.  
Diese sitzen max. 250 mm aus der Ecke (für spezifische Entwässerung : siehe Montagezeichnung 'Entwässerung') :
  - Bei Rahmenbreiten bis 1000 mm sind 2 Öffnungen vorzusehen;
  - bei Rahmenbreiten bis 1500 mm sind 3 Öffnungen vorzusehen
  - Je weiteren 500 mm ist eine zusätzliche Öffnung vorzusehen.
- Die Entwässerungsöffnungen sind grundsätzlich am tiefsten Punkt der Profilkontur anzubringen.
- Die Mindestoberfläche der Entwässerungsöffnung beträgt 50 mm<sup>2</sup> pro Öffnung, wobei eine Bohrung von mind. 8 mm Durchmesser oder ein Schlitz von 5 x 15 mm vorzusehen ist.
- Alle sichtbaren Entwässerungsöffnungen müssen mit systemabhängigen Kunststoff-Abdeckkappen versehen werden.
- Alle Rahmenkonstruktionen müssen im Solbankbereich bzw. an den horizontalen T-Profilen mit entsprechenden Ausnehmungen versehen werden.
- Bei jedem Rahmen sind grundsätzlich zwei Entlüftungsbohrungen vorzunehmen (siehe Montagezeichnung 'Dekompression') damit die Druckegalierung rundum die Verglasung zu gewährleisten.
- Bei einem festen Fenster wird die äußere Verglasungsdichtung oben in der Mitte 50 mm unterbrochen.
- Bei öffnenden Elementen werden auf beiden Seite 5 mm große Entlüftungsöffnungen seitlich in die Außenschale gebohrt.

### 1.2.2 T-Verbindungen

Verfahrensweise (siehe Montagezeichnung „T-Verbinder“):

1. Korrekt sägen.
2. T-Profil austräsen (Höhe 27 mm)
3. Leimeinspritz- ( $\varnothing 4$ ) und Befestigungslöcher ( $\varnothing 12,5$ ) stanzen oder bohren
4. Die Sägeschnitte und bearbeiteten Flächen wie folgt schützen:
  - Entgraten (falls erforderlich);
  - Sägeschnittflächen und Profilkammern von Staub und Sägerückständen säubern;
  - Entfetten (Reynafinish 60 Art.-Nr. 086.9210.--)
  - Reynaprotector (Art.Nr. 086.9208.SY + 086.9225.--) auf Sägeschnittfläche/Befestigungslöcher und Reynastick (Art.Nr. 086.9600.XX) auf die Säge-/Frässchnittflächen auftragen.
5. Abdichten der Zone unter dem T-Profil auf dem Rahmenprofil. Dies muss vollständig wasserdicht ausgeführt zu werden. Wenn eine Mitteldichtung angebracht wird, muss die Gummirille frei von Dichtungsmittel bleiben.
6. Verbindung herstellen: Der T-Verbinder für das Innenteil wird auf der Mittellinie positioniert und festgeschraubt (Torx T25), bis die Profilwand des anschließenden Profils durchbohrt ist. Das T-Profil wird darüber angebracht und mit der exzentrischen Schraube fixiert.
7. Die Verbinder für die Außenschale werden eingelegt und festgezogen (Torx T25). Dabei muss die eine Seite festgehalten werden, während die andere Seite angezogen wird.
8. Verbinder werden durch Einspritzen eines zugelassenen Dichtungsklebers (Reynaseal Duo, Art.-Nr. 084.9080.--) in die dafür vorgesehenen Löcher fixiert.
9. Überschüssige Reste von Kleber und Dichtungsmittel müssen entfernt und die Sichtflächen mit einem nicht aggressiven Mittel (Reynafinish 60 Art.-Nr. 086.9210.--) gereinigt werden.

### 1.2.3 Eckverbindungen

#### 1.2.3.1 Pressverbindungen

Verfahrensweise (siehe Montagezeichnung „Eckverbindung“): \*

Option A: Leim nach dem Pressen einspritzen

Option B: Leim vor dem Pressen einspritzen

1. Korrekt sägen.
2. Leimeinspritzlöcher ( $\varnothing 4$ ) an beiden Enden der zu verbindenden Profile stanzen oder bohren (siehe Montagezeichnung „Leimeinspritzung“).
3. Sägeschnitte und bearbeitete Flächen wie folgt schützen und abdichten:
  - Entgraten (falls notwendig);
  - Sägeschnitt und Profilkammer von Staub und Sägerückständen säubern.
  - Entfetten (Reynafinish 60 Art.-Nr. 086.9210.--)
  - Reynaprotector (Art.Nr. 086.9208.SY + 086.9225.--) auf Säge-/Frässchnittflächen auftragen.
4. \*\* Verkleben in Profilkammer: Anbringen eines zugelassenen Dichtungsklebers (Reynaseal Duo Art.-Nr. 084.9080.--)
5. Presseckwinkel und Stützeckwinkel anbringen (siehe Montagezeichnung „Stützeckwinkel“)
6. Verbinden und pressen (siehe Montagezeichnung „Eckverbindungsmaschine“)
7. \* Einen zugelassenen Dichtungskleber (Reynaseal Duo, Art.Nr. 084.9080.--) in die vorgesehenen Einspritzlöcher einspritzen. Wenn der Kleber aus dem Loch im anschließenden Profil austritt, ist die Ecke vollständig verklebt.
8. Überschüssige Reste von Kleber und Dichtungsmittel müssen entfernt und die Sichtflächen mit einem nicht aggressiven Mittel (Reynafinish 60 Art.-Nr. 086.9210.--) gereinigt werden.

#### 1.2.3.2 Schraubverbindungen

Vorgehensweise (siehe Montagezeichnung „Eckverbindung“): \*

Option A: Kleber nach dem Schrauben einspritzen

Option B: Kleber vor dem Schrauben einspritzen

1. Korrekt sägen.
2. Schraub- ( $\varnothing 12,5$ ) und Leimeinspritzlöcher ( $\varnothing 4$ ) an beiden Enden der zu verbindenden Profile stanzen oder bohren (siehe Montagezeichnung „Leimeinspritzung“).
3. Sägeschnitte und bearbeitete Flächen wie folgt schützen und abdichten:
  - Entgraten (falls notwendig);
  - Sägeschnitt und Profilkammer von Staub und Sägerückständen säubern.
  - Entfetten (Reynafinish 60 Art.-Nr. 086.9210.--);
  - Reynaprotector (Art.Nr. 086.9208.SY + 086.9225.--) auf die Sägeschnitte und Reynastick (Art.Nr. 086.9600.XX) auf die Frässchnitte auftragen.
4. \*\* Verkleben in Profilkammer: Anbringen eines zugelassenen Dichtungsklebers (Reynaseal Duo Art.-Nr. 084.9080.--)
5. Press-, Schraub-, Nagel- und Stützeckwinkel anbringen (siehe Montagezeichnung „Stützeckwinkel“)
6. Verbindung herstellen: Schrauben anziehen und anschließend (falls zutreffend) Nägel einschlagen.
7. \* Einen zugelassenen Dichtungskleber (Reynaseal Duo, Art.Nr. 084.9080.--) in die vorgesehenen Einspritzlöcher einspritzen. Wenn der Kleber aus dem Loch im anschließenden Profil austritt, ist die Ecke vollständig verklebt.

- Überschüssige Reste von Kleber und Dichtungsmittel müssen entfernt und die Sichtflächen mit einem nicht aggressiven Mittel (Reynafinish 60 Art.-Nr. 086.9210.--) gereinigt werden.

## 1.2.4 Dichtungen

### 1.2.4.1 Anbringen der Mitteldichtung (EPDM)

Verfahrensweise (siehe Montagezeichnung „Mitteldichtung“)

- Korrekt zuschneiden: Zum Zuschneiden der Mitteldichtung ist eine Schneideschablone (Art.-Nr. 097.0217.00) zu verwenden.
- Die erforderliche Überlänge (ca. 10 mm pro Meter) muss vorgesehen werden.
- Dichtungen einsetzen: Die Dichtungen werden in die dafür vorgesehenen Aufnahmen der Profile eingesetzt. Der überlange Zuschnitt wird leicht gestaucht, um Schrumpfung auszugleichen. Zum einfacheren Anbringen kann Silikonspray (Art.-Nr. 086.9551.--) verwendet werden.
- Verkleben (Abdichten): Die Schnittflächen müssen mit Reynears Safety Clean (Art.-Nr. 086.9231.--) und Reynaers Multi Foam (Art.-Nr. 086.9230.--) entfettet werden, und die Stöße müssen mit Vulkanisierkleber (Art.-Nr. 084.9103.04) oder einem dafür geeigneten Sekundenkleber (Art.-Nr. 084.9107.--) verklebt werden. Da die Verbindung elastisch bleibt, liegt die Dichtung auch in den Ecken perfekt an.

### 1.2.4.2 Anbringen der Mitteldichtung (TPE)

Verfahrensweise (siehe Montagezeichnung „Mitteldichtung“)

- Korrekt zuschneiden: Zum Zuschneiden der Mitteldichtung ist eine Schneideschablone (Art.-Nr. 097.0217.00) zu verwenden.
- Die erforderliche Überlänge (ca. 10 mm pro Meter) muss vorgesehen werden.
- Dichtungen einsetzen: Die Dichtungen werden in die dafür vorgesehenen Aufnahmen der Profile eingesetzt. Der überlange Zuschnitt wird leicht gestaucht, um Schrumpfung auszugleichen.
- Verkleben (Abdichten): Die Schnittflächen müssen mit Reynears Safety Clean (Art.-Nr. 086.9231.--) und Reynaers Multi Foam (Art.-Nr. 086.9230.--) entfettet werden, und die Stöße müssen mit einem dafür geeigneten Sekundenkleber (Art.-Nr. 084.9107.--) verklebt werden. Da die Verbindung elastisch bleibt, liegt die Dichtung auch in den Ecken perfekt an.

Anmerkung: In TPE ist es auch möglich, Rahmen mit Hilfe einer Schweißmaschine (Art.-Nr. 095.N200.00) zu schweißen.

### 1.2.4.3 Anbringen der akustischen Dichtung

Verfahrensweise (siehe Montagezeichnung „Dichtung“)

- Korrekt zuschneiden: Zum Zuschneiden der Schalldichtung ist eine Dichtungsschere (Art.-Nr. 090.0121.00) zu verwenden. Diese Dichtung muss gerade zugeschnitten werden und in den Ecken durchlaufen (ein kleiner Einschnitt in den Ecken erleichtert das Biegen). Die erforderliche Überlänge (ca. 10 mm pro Meter) muss vorgesehen werden.
- Dichtungen einsetzen: Die Dichtungen werden in die dafür vorgesehenen Aufnahmen der Profile eingesetzt. Der überlange Zuschnitt wird leicht gestaucht, um Schrumpfung auszugleichen. Zum einfacheren Anbringen kann Silikonspray (Art.-Nr. 086.9551.--) verwendet werden.
- Verkleben (Abdichten): Die Schnittflächen müssen mit Reynears Safety Clean (Art.-Nr. 086.9231.--) und Reynaers Multi Foam (Art.-Nr. 086.9230.--) entfettet werden, und die Anschlüsse müssen mit Vulkanisierkleber (Art.-Nr. 084.9103.04) oder einem dafür geeigneten Sekundenkleber (Art.-Nr. 084.9107.--) verklebt werden. Da die Verbindung elastisch bleibt, liegt die Dichtung auch in den Ecken perfekt an.
- In Höhe sichtbarer Scharniere muss die Dichtung ausgeschnitten werden.

### 1.2.4.4 Anbringen der Verglasungsdichtung

Verfahrensweise (siehe Montagezeichnung „Dichtung“)

- Korrekt zuschneiden: Zum Zuschneiden der Verglasungsdichtung ist eine Dichtungsschere (Art.-Nr. 090.0121.00) zu verwenden. Die Dichtung muss gerade zugeschnitten werden.
- Dichtungen einsetzen: Die Dichtungen werden in die dafür vorgesehenen Aufnahmen der Profile eingesetzt. Die Senkrechten müssen stoßend an den Waagerechten anliegen. Der überlange Zuschnitt wird leicht gestaucht, um Schrumpfung auszugleichen. Zum einfacheren Anbringen kann Silikonspray (Art.-Nr. 086.9551.--) verwendet werden.
- Verkleben (Abdichten): Die Schnittflächen müssen mit Reynears Safety Clean (Art.-Nr. 086.9231.--) und Reynaers Multi Foam (Art.-Nr. 086.9230.--) entfettet werden, und die Anschlüsse müssen mit Vulkanisierkleber (Art.-Nr. 084.9103.04) oder einem dafür geeigneten Sekundenkleber (Art.-Nr. 084.9107.--) verklebt werden. Da die Verbindung elastisch bleibt, liegt die Dichtung auch in den Ecken perfekt an.

## II.2 MONTAGE

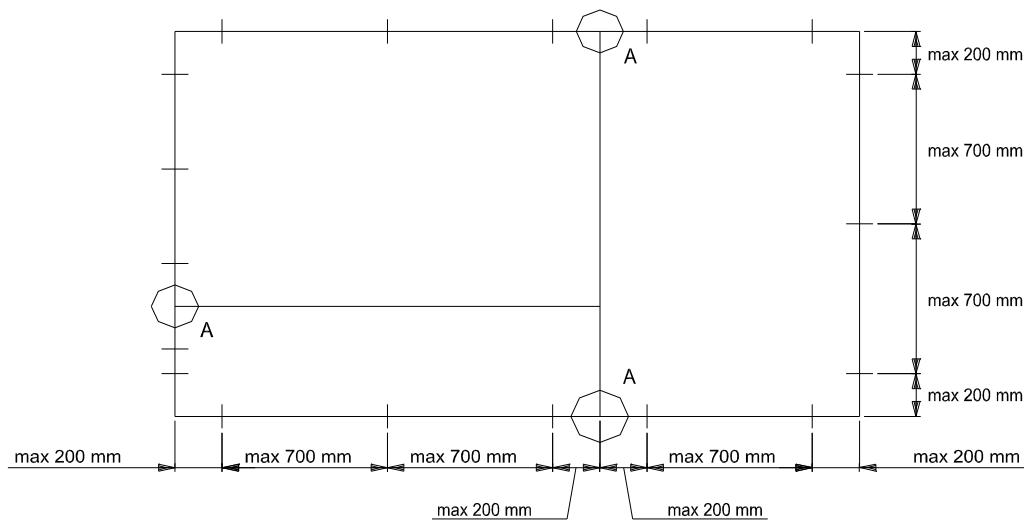
### II.2.1 Lagerung

Die Lagerung nicht verarbeiteter oder verarbeiteter Elemente muss in jedem Fall in einem trockenen, frostfreien Raum erfolgen.

### II.2.2 Befestigung am Baukörper

Die Befestigung am Baukörper erfolgt entweder direkt durch den Falz der Profile mit Edelstahl-Abstandsschrauben oder mit Befestigungsankern (siehe Katalog „Reynaconnect“).

- Beim Einsatz von Schrauben und Dübeln ist zu gewährleisten, dass ein Mindestabstand von 40 mm vom Rand des Baukörpers eingehalten wird
- Die Verankerung ist so zu wählen, dass die auf die Fensterkonstruktion einwirkenden Lasten sicher an den Baukörper abgeleitet werden.
- Alle zum Einsatz kommenden Verankerungen sollen aus Aluminium oder Edelstahl bzw. korrosionsgeschützt sein, damit die Aluminiumprofile nicht angegriffen werden.
- Die Anzahl der Befestigungspunkte ist wie folgt festzulegen:



Auf jeder Rahmenseite müssen mindestens 2 Befestigungen mit höchstens 200 mm Abstand von den Ecken angebracht werden.

- Der max. Abstand zur Rahmenecke darf 200 mm nicht unterschreiten.
- Der max. Abstand der Befestigungspunkte untereinander darf 700 mm nicht unterschreiten.
- Im Bereich von Pfosten- und Riegelanschluss sind die Befestigungspunkte ebenfalls 200 mm aus der Ecke vorzunehmen.
- Es wird empfohlen, die Befestigungspunkte in den Bereich der Eck- und Scherenlager bzw. der Türbänder sowie im Bereich der Verriegelungspunkte (des Schlosses) zu legen.

Anmerkung:

Die Befestigungen sollen so angebracht werden, dass ein eventuelles Arbeiten der Aluminiumelemente aufgenommen werden kann

### II.2.3 Einbau der Beschläge

Die Wahl der Befestigungspunkte, der Anzahl Schließpunkte, der Anzahl Scharniere, des max. Flügelgewichts, der max. Flügelmaße, des verwendeten Flügelprofils etc. muss nach den Richtlinien im System- und Beschlagkatalog erfolgen. Gleitende und bewegliche Teile sind mit einem neutralen Fett zu versehen. Bei der Montage ist zu kontrollieren, ob der Beschlag leichtgängig zu betätigen ist.

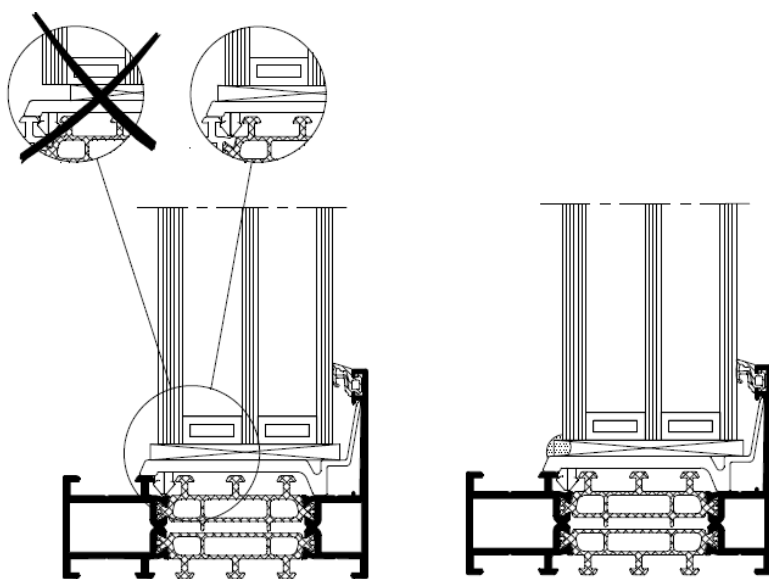
## II.3 VERGLASUNG

Alle Reynaers-Systeme können mit speziellen EPDM-Dichtprofilen als Trockenverglasung oder als Nassverglasung (Silikon) auf Vorlegeband mit Vorprimern verarbeitet werden.

Wir empfehlen den Einsatz unserer EPDM-Dichtprofile, da diese leicht zu verarbeiten sind und den Austausch beschädigter Verglasungen oder Paneele erleichtern.

Bei der Verglasung müssen folgende Punkte berücksichtigt werden:

- Das einzusetzende Glas muss den am Ort geltenden Normen entsprechen.
- Die Verglasungsdichtung muss gestaucht und abgedichtet sein, damit nicht durch Schrumpfung Öffnungen in den Ecken entstehen.
- Silikonverglasung ist nicht kompatibel mit Coatex Lack.
- Der Glasfalz muss eine Entwässerung haben. Das ist auch bei Silikonverglasung notwendig (siehe Montagezeichnung „Entwässerung“).
- Beim Einsetzen des Glases muss ein Spiel mindestens 12 mm am Aluminiumfenster (6 mm pro Seite) berücksichtigt werden.
- Wenn der Abstandhalter im Glas nicht vollständig abgedeckt ist muss die dichtung UV-beständig sein.
- Keine Glasscheibe darf direkt mit Aluminium in Berührung kommen, ohne dass zwischen Aluminium und Glas Verglasungsklötze oder eine Gummidichtung angebracht ist.
- Glasauflageprofile werden zum Ausgleich der Falzbasis verwendet. Darauf werden Verglasungsklötze angebracht. Diese müssen stark genug sein, um das Glasgewicht tragen und jede separate Glasscheibe abstützen zu können.
- Die Glasauflageprofile an der Unterseite der Glasscheibe müssen abgedichtet werden (siehe die Zeichnung unten)
- Glasgewicht > 170kg : Glasauflageprofil 169.8715.00 anwenden mit Flügelprofilen.



### Befestigung der Verglasung

Die Position der Verglasungsklötze wird durch die Norm STS 38 bestimmt. Wir unterscheiden 2 Arten von Verglasungsklötzen:

Tragklötze



Distanzklötze



#### C1: Tragklötze

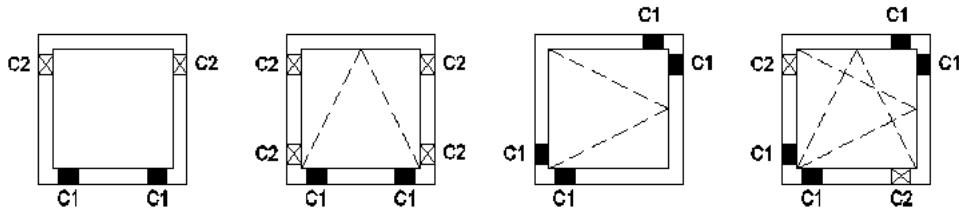
Diese Tragklötze übertragen das Gewicht des Glases auf den Flügel oder den Fensterrahmen. Korrektes Positionieren ist wichtig, um eine einwandfreie Funktion des Fensters zu gewährleisten. Die Klötze müssen mit einem dafür vorgesehenen Spezialwerkzeug positioniert werden.

#### C2: Distanzklötze

Diese Blöcke sichern die Glasposition im Falz. Die Klötze werden ohne starke Kraftaufwendung angebracht.



Die folgenden Abbildungen zeigen die erforderliche Position der Verglasungsklotze in den verschiedenen Fenstertypen.

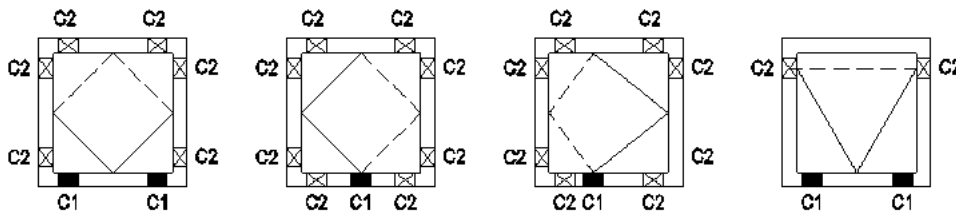


festes Fenster

Kipfenster

Drehfenster

Dreh-/Kipfenster



Schwingflügel  
horizontal

Schwingflügel  
vertikal

Schwingflügel  
exzentrisch

Senkklappfenster  
Senkklappfenster

Bei einem festen Fenster werden die Abstützungen in den Ecken des Fußholzes angebracht, damit sich das Fenster nicht unter den Glasgewicht durchbiegt.

Bei Dreh- und Drehkipfenstern wird das Glas diagonal an der unteren Ecke der Scharnierseite und an der gegenüberliegenden Ecke oben verkeilt. Damit wird das Gewicht des Glases derart abgeführt, dass eine Verformung des Fensterflügels vermieden wird. Beim Verkeilen ist zu kontrollieren, das der Fensterflügel mittig zum Rahmen positioniert ist. Nachdem der Fensterflügel korrekt verkeilt ist, können (ggf.) die Distanzklötze angebracht werden, bevor die Glasleisten angebracht werden.

## II.4 ERGÄNZENDE VORSCHRIFTEN FÜR TÜREN MIT BIMETALL-EFFEKT

Unsere Türprofile sind mit perforierten Isolierstreifen ausgestattet, die das Verziehen unter dem Einfluss starker Temperaturunterschiede zwischen innen und außen weitgehend begrenzen. Dennoch wird es bei thermisch unterbrochenen Metallprofilen nie ganz zu vermeiden sein. Darum empfehlen wir, unter bestimmten Bedingungen zusätzliche Bearbeitungen vorzunehmen, um das Phänomen auf ein Minimum zu begrenzen.

Welche Maßnahmen zu treffen sind, hängt von der Farbe, der Flügelhöhe und der Position der Tür zur Sonne ab. RAL-Farben sind nach Tabelle 1 klassifiziert. Bei Türen, die nicht dem Sonnenlicht ausgesetzt sind, bei denen aber dennoch starke Temperaturunterschiede zu erwarten sind, hat die Farbe keinen Einfluss und kann Klasse 14 verwendet werden. In Tabelle 2 sind die Maßnahmen je nach Farbkategorie und Flügelhöhe aufgeführt. In Tabelle 3 sind die zu treffenden Maßnahmen erklärt.

1	5004 8022 9005
2	3004 3005 3007 4007 5003 5008 5011 5013 5020 5022 6005 6007 6008 6009 6012 6022 7021 8014 8016 8017 8019 9004 9011 9017
3	3003 3009 3011 5000 5001 5002 5010 6004 6006 6014 6015 6020 7016 7022 7024 7026 8011 8012 8015 8028
4	3000 3001 3002 3013 3027 4002 4006 5005 5009 5017 5019 6002 6003 6016 6026 6028 7009 7010 7011 7013 7015 7043 8002 8003 8007 8008 8024
5	2002 3016 3020 3031 4008 5007 5021 5023 6000 6001 6010 6025 6029 7006 7008 7012 7031 7039 8004 8025
6	2001 3017 3018 4001 4005 4010 5014 5015 6011 6013 6017 6024 6032 7003 7005 8000 8001 8023
7	1027 2004 2009 2010 2012 3022 4003 5012 5018 6018 6033 7000 7002 7023 7033 7034 7037 7046
8	1005 1011 1019 1020 1024 2000 2008 2011 3012 3014 4009 5024 6021 7001 7030 7036 7042 7045
9	1006 1007 2003 6034 7004 7040
10	1001 1002 1012 1028 1033 1034 3015 6027 7032 7038 7044
11	1000 1003 1017 1021 1023 6019 7035
12	1014 1018 7047 9018
13	1013 1015 1016
14	9003 9010 9016

Tabelle 1: Klassifizierung von RAL-Farben

Farb-klasse	Flügelhöhe (mm)									
	2100	2200	2300	2400	2500	2600	2700	2800	2900	3000
1	2	3	3	3	3	3	4	4	4	4
2	2	3	3	3	3	3	3	4	4	4
3	2	2	3	3	3	3	3	4	4	4
4	2	2	3	3	3	3	3	3	4	4
5	2	2	3	3	3	3	3	3	4	4
6	1	2	2	3	3	3	3	3	3	4
7	1	2	2	3	3	3	3	3	3	3
8	1	1	2	2	3	3	3	3	3	3
9	1	1	2	2	2	3	3	3	3	3
10	1	1	1	2	2	3	3	3	3	3
11	1	1	1	2	2	2	3	3	3	3
12	1	1	1	1	2	2	2	3	3	3
13	1	1	1	1	1	2	2	2	3	3
14	1	1	1	1	1	1	2	2	2	3

Tabelle 2: Zu treffende Maßnahmen nach Farbkategorie und Flügelhöhe

1	Keine Probleme zu erwarten
2	Verwendung von Schloss 061.8760.ZC / 061.8761.ZC empfohlen <b>ODER</b> Einschneiden der Ecken
3	Verwendung von Schloss 061.8760.ZC / 061.8761.ZC empfohlen <b>UND</b> Einschneiden der Ecken
4	Wir empfehlen, eine direkte Exposition an Sonnenlicht zu vermeiden. Wir haben Lösungen zum Sonnenschutz im Programm (BS 30).

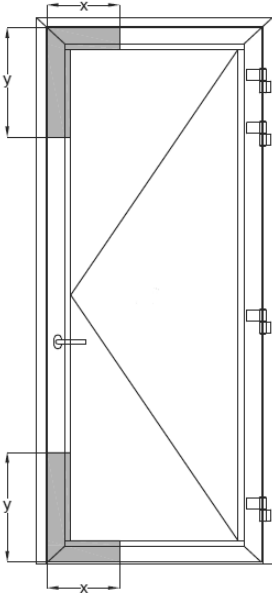
Tabelle 3: Erklärung der zu treffenden Maßnahmen.

## Einschneiden in den Ecken:

Die Isolierstreifen in den Ecken an der Schlossseite einschneiden. Auf diese Weise ist die Flexibilität auf der Schlossseite größer, sodass sich die Innen- und Außenschale unabhängig voneinander bewegen können. Die Bandseite (die das Glasgewicht trägt) kann intakt gelassen werden.

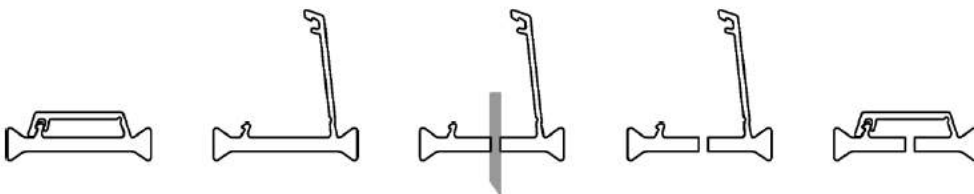
X = 300 mm

Y = 500 mm



Einschnitte in die Isolierung können wie folgt vorgenommen werden:

1. Die Abdeckkappe des Streifens öffnen
2. Den übrigen Teil des Streifens einschneiden. Da der Streifen bereits perforiert ist, lässt sich dies leicht mit einem Messer oder kleinen Sägeblatt ausführen.
3. Die Abdeckkappe schließen. Die Anpassung ist der Sicht entzogen.





F

# MASTERLINE 8

General

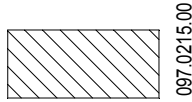
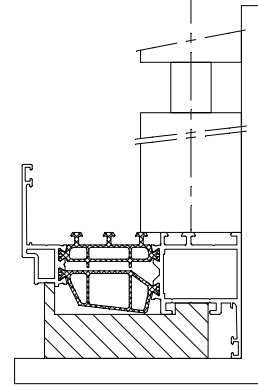
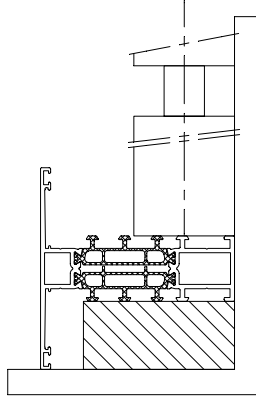
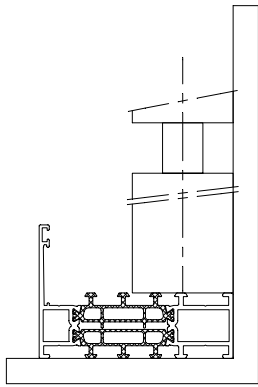
PROCESS FLOW  
PROCESS FLOW  
PROCESS FLOW  
PROCESS FLOW



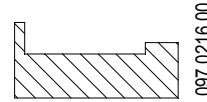
F







097.0215.00



097.0216.00

	095.D440.00
	095.D440.00
	408.0136.XX 408.0125.XX 408.0140.XX 408.0142.XX 408.0160.XX 408.0183.XX 408.8110.XX 408.8130.XX 408.8139.XX 408.8155.XX 408.0236.XX 408.0283.XX 408.0936.XX 408.0983.XX

	095.D440.00 + 097.0215.00
	095.D440.00 + 097.0215.00
	408.0113.XX 408.0100.XX 408.0114.XX 408.0109.XX 408.0116.XX 408.0110.XX 408.0120.XX 408.0813.XX 408.0123.XX 408.0814.XX 408.0165.XX 408.0820.XX 408.0850.XX 408.0213.XX 408.0851.XX 408.0814.XX 408.0852.XX 408.0820.XX 408.0853.XX 408.0213.XX 408.0854.XX 408.0220.XX 408.0855.XX 408.0913.XX 408.0856.XX 408.0920.XX

	095.D440.00 + 097.0216.00
	095.D440.00 + 097.0216.00
	408.0102.XX 408.0292.XX 408.0192.XX 408.0212.XX 408.0112.XX 408.0902.XX 408.0302.XX 408.0992.XX 408.0392.XX 408.0912.XX 408.0312.XX 408.0202.XX



# MASTERLINE 8

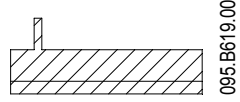
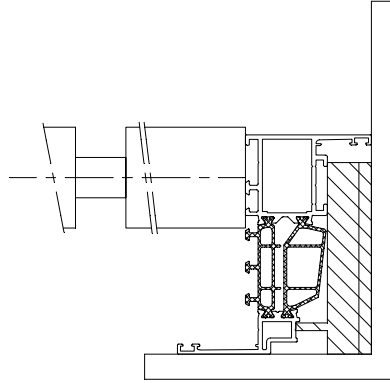
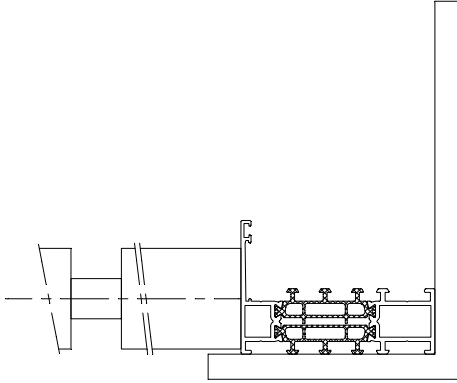
General

KLEMBLOKKEN ZAAGMACHINE 095.D440.00  
BLOCS DE SERRAGE SCIE CIRCULAIRE 095.D440.00  
CLAMP BLOCKS SAW 095.D440.00  
SPANNBACKEN SAEGE 095.D440.00




BIJKOMENDE INFO VOORBEREIDING/VERWERKING -> RAADPLEEG HOOFDSTUK B1  
INFO COMPLEMENTAIRE PREPARATION/USINAGE -> CONSULTEZ CHAPITRE B1  
ADDITIONAL INFO PREPARATION/PROCESSING -> CONSULT CHAPTER B1  
ZUSÄTZLICHE INFO VORBEREITUNG/VERARBEITUNG -> SIEHE KAPITEL B1






508.0136.XX
508.0125.XX
508.0140.XX
508.0142.XX
508.0160.XX
508.0183.XX
508.0113.XX
508.0114.XX
508.0116.XX
508.0120.XX
508.0123.XX
508.0165.XX
508.0813.XX
508.0814.XX
508.0820.XX

408.0850.XX
408.0851.XX
408.0852.XX
408.0853.XX
408.0854.XX
408.0855.XX
408.0856.XX
408.0236.XX
408.0283.XX
408.0213.XX
408.0220.XX
408.0936.XX
408.0983.XX
408.0913.XX
408.0920.XX



**095.B600.00**

508.0102.XX
508.0302.XX
508.0202.XX
508.0902.XX

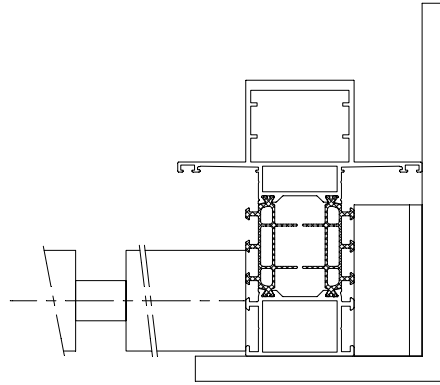
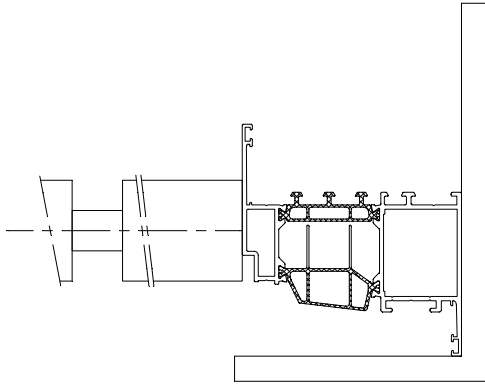


**095.B600.00 + 095.B619.00**

# MASTERLINE 8

General

KLEMBLOKKEN ZAAGMACHINE 095.B600.00  
 BLOCS DE SERRAGE SCIE CIRCULAIRE 095.B600.00  
 CLAMP BLOCKS SAW 095.B600.00  
 SPANNBACKEN SAEGE 095.B600.00

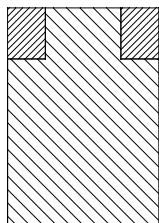


	408.0192.XX 408.0112.XX 408.0302.XX 408.0292.XX 408.0212.XX 408.0992.XX 408.0912.XX	508.0192.XX 508.0112.XX 508.0302.XX 508.0292.XX 508.0212.XX 508.0992.XX 508.0912.XX
095.B600.00		

	408.0100.XX 408.0109.XX 408.0110.XX	508.0100.XX 508.0109.XX 508.0110.XX
095.B600.00 + 095.B620.00		

BIJKOMENDE INFO VOORBEREIDING/VERWERKING -> RAADPLEEG HOOFDSTUK B1  
 INFO COMPLEMENTAIRE PREPARATION/USINAGE -> CONSULTEZ CHAPITRE B1  
 ADDITIONAL INFO PREPARATION/PROCESSING -> CONSULT CHAPTER B1  
 ZUSÄTZLICHE INFO VORBEREITUNG/VERARBEITUNG -> SIEHE KAPITEL B1

095.B700.00 + 095.B713.00  
 + 095.B703.00\*



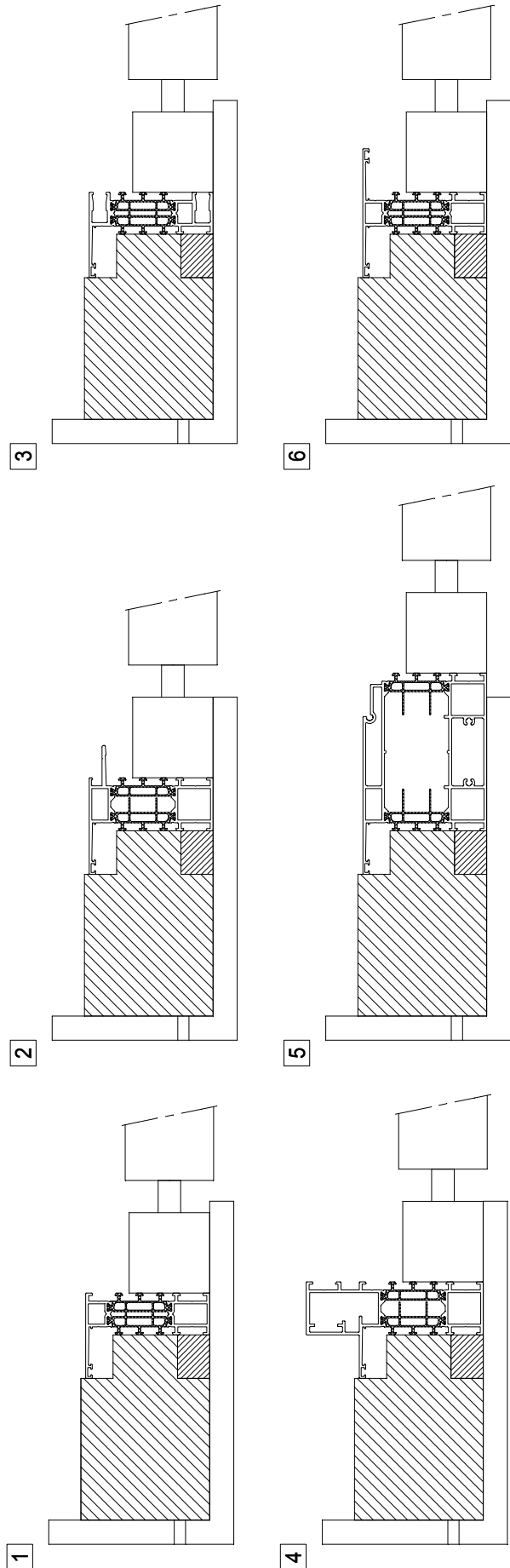
097.B713.00

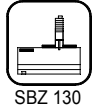


095.B703.00\*

<b>1</b>	508.0136.XX	<b>5</b>	508.0004.XX	<b>12</b>	508.0100.XX	<b>18</b>	508.0105.XX
	508.0125.XX		508.0113.XX		508.0109.XX		
	508.0140.XX	<b>6</b>	508.0114.XX	<b>13</b>	508.0110.XX		508.0890.XX
	508.0142.XX		508.0116.XX		508.0813.XX		508.0892.XX
	508.0160.XX		508.0120.XX		508.0814.XX		508.0894.XX
	508.0183.XX		508.0123.XX		508.0820.XX		508.0896.XX
	503.0236.XX		508.0165.XX	<b>14</b>	508.0102.XX		508.0170.XX
	503.0283.XX		508.0850.XX		508.0192.XX		508.0171.XX
	503.0936.XX		508.0851.XX		508.0112.XX		508.0172.XX
	503.0983.XX		508.0852.XX		508.0202.XX		508.0173.XX
<b>2</b>	508.0826.XX		508.0853.XX		508.0292.XX		508.0174.XX
			508.0854.XX		508.0212.XX		508.0028.XX
<b>3</b>	508.0880.XX		508.0855.XX		508.0212.XX		508.0029.XX
	508.0882.XX		508.0856.XX		508.0902.XX		
	508.0885.XX		508.0213.XX		508.0992.XX		
	508.0886.XX		508.0220.XX		508.0912.XX		
	508.0887.XX		508.0913.XX	<b>10</b>	508.0302.XX		508.0442.XX
	508.0888.XX		508.0920.XX		508.0392.XX		508.0443.XX
<b>4</b>	508.8110.XX				508.0312.XX		508.0444.XX
	508.8130.XX				508.0051.XX		508.0115.XX
	508.8139.XX				508.0251.XX		
	508.8155.XX				508.0951.XX		

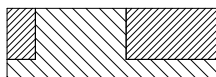
<b>1</b>	408.0136.XX	<b>5</b>	408.0004.XX	<b>12</b>	408.0100.XX	<b>18</b>	408.0105.XX
	408.0125.XX		408.0113.XX		408.0109.XX		
	408.0140.XX	<b>6</b>	408.0114.XX	<b>13</b>	408.0110.XX		408.0890.XX
	408.0142.XX		408.0116.XX		408.0813.XX		408.0892.XX
	408.0160.XX		408.0120.XX		408.0814.XX		408.0894.XX
	403.0236.XX		408.0123.XX		408.0820.XX		408.0896.XX
	403.0283.XX		408.0165.XX	<b>14</b>	408.0102.XX		408.0170.XX
	403.0936.XX		408.0850.XX		408.0192.XX		408.0171.XX
	403.0983.XX		408.0851.XX		408.0112.XX		408.0172.XX
	408.0826.XX		408.0852.XX		408.0202.XX		408.0173.XX
<b>2</b>			408.0853.XX		408.0292.XX		408.0174.XX
	408.0880.XX		408.0854.XX		408.0212.XX		408.0028.XX
<b>3</b>	408.0882.XX		408.0855.XX		408.0212.XX		408.0029.XX
	408.0885.XX		408.0856.XX		408.0902.XX		
	408.0886.XX		408.0213.XX		408.0992.XX		
	408.0887.XX		408.0220.XX		408.0912.XX		
	408.0888.XX		408.0913.XX	<b>10</b>	408.0302.XX		408.0442.XX
<b>4</b>	408.8110.XX		408.0920.XX		408.0392.XX		408.0443.XX
	408.8130.XX				408.0312.XX		408.0444.XX
	408.8139.XX				408.0051.XX		408.0115.XX
	408.8155.XX				408.0251.XX		





BIJKOMENDE INFO VOORBEREIDING/VERWERKING -> RAADP. LEEG HOOFDSTUK B!  
 INFO COMPLÉMENTAIRE PRÉPARATION/USINAGE -> CONSULTEZ CHAPITRE B!  
 ADDITIONAL INFO PREPARATION/PROCESSING -> CONSULT CHAPTER B!  
 ZUSÄTZLICHE INFO VORBEREITUNG/VERARBEITUNG -> SIEHE KAPITEL B!

095.E000.00 or 095.E010.00  
 + 095.E095.00 + 095.B703.00\*



095.E059.00



095.B703.00\*

1 408.0136.XX  
 408.0125.XX  
 408.0140.XX  
 408.0142.XX  
 408.0160.XX  
 408.0183.XX  
 408.0236.XX  
 408.0283.XX  
 408.0936.XX  
 408.0983.XX  
 2 408.0826.XX  
 3 408.0880.XX  
 408.0882.XX  
 408.0885.XX  
 408.0886.XX  
 408.0887.XX  
 408.0888.XX  
 4 408.8110.XX  
 408.8130.XX  
 408.8139.XX  
 408.8155.XX

5 408.0004.XX  
 6 408.0113.XX  
 408.0114.XX  
 408.0116.XX  
 408.0120.XX  
 408.0123.XX  
 408.0165.XX  
 408.0850.XX  
 408.0851.XX  
 408.0852.XX  
 408.0853.XX  
 408.0854.XX  
 408.0855.XX  
 408.0856.XX  
 408.0213.XX  
 408.0220.XX  
 408.0913.XX  
 408.0920.XX  
 7 408.0100.XX  
 408.0109.XX  
 408.0110.XX

8 408.0813.XX  
 408.0814.XX  
 408.0820.XX  
 408.0105.XX  
 9 408.0114.XX  
 408.0120.XX  
 408.0123.XX  
 408.0165.XX  
 408.0850.XX  
 408.0851.XX  
 408.0852.XX  
 408.0853.XX  
 408.0854.XX  
 408.0855.XX  
 408.0856.XX  
 408.0213.XX  
 408.0220.XX  
 408.0913.XX  
 408.0920.XX  
 11 408.0302.XX  
 408.0392.XX  
 408.0312.XX  
 12 408.0051.XX  
 408.0251.XX  
 408.0951.XX

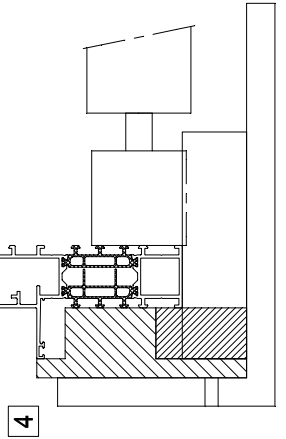
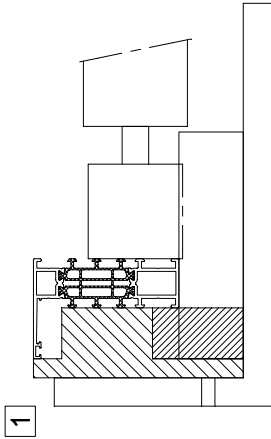
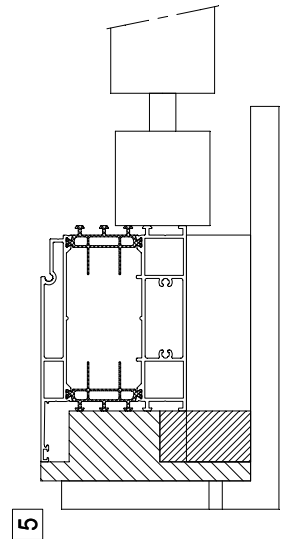
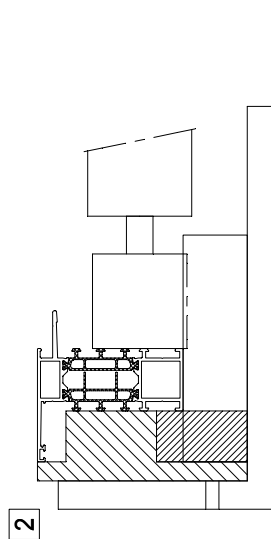
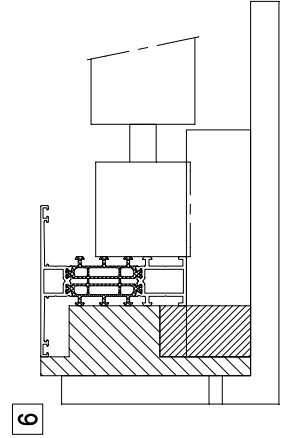
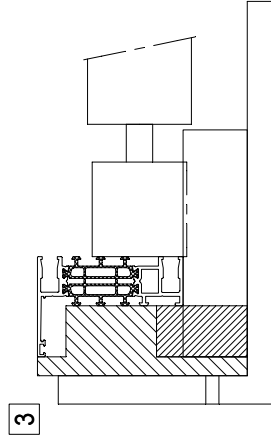
13 408.0890.XX  
 408.0892.XX  
 408.0894.XX  
 408.0896.XX  
 14 408.0170.XX  
 408.0171.XX  
 408.0172.XX  
 408.0173.XX  
 408.0174.XX  
 15 408.0028.XX  
 16 408.0029.XX  
 17 408.0442.XX  
 408.0443.XX  
 408.0444.XX  
 18 \* 408.0115.XX

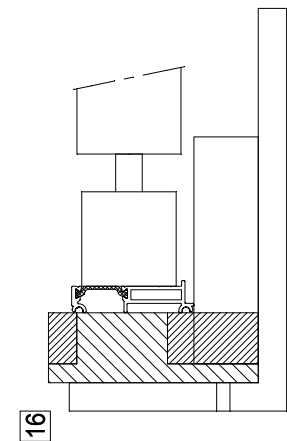
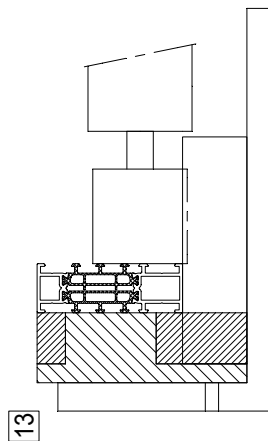
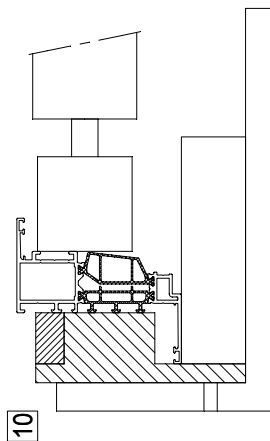
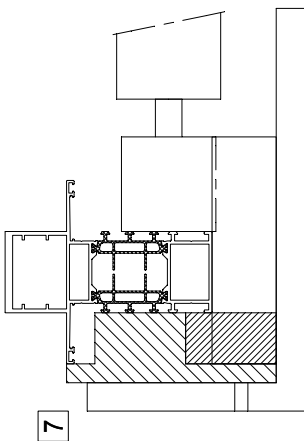
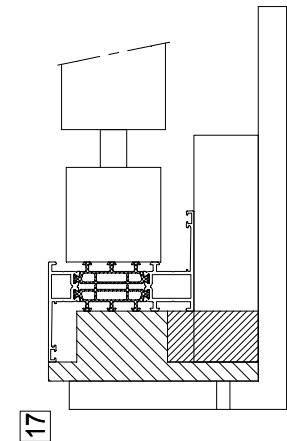
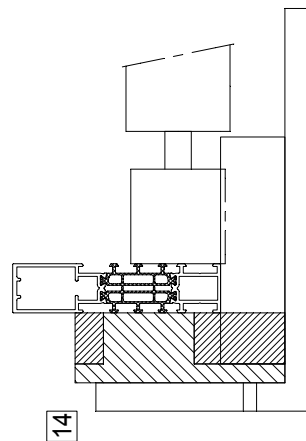
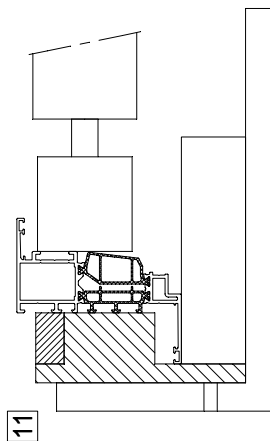
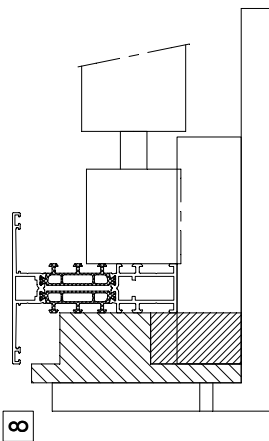
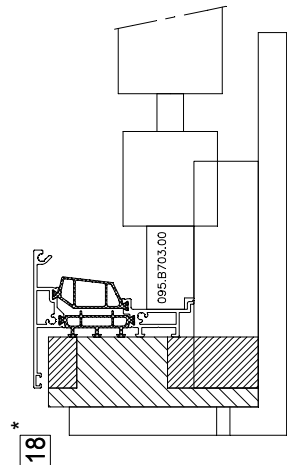
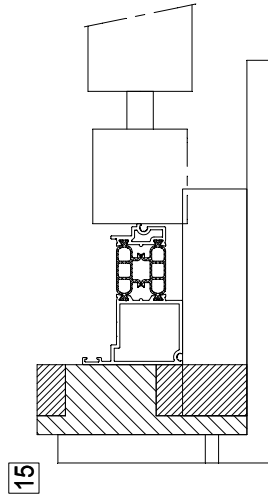
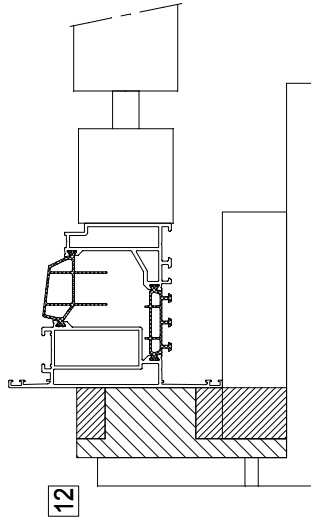
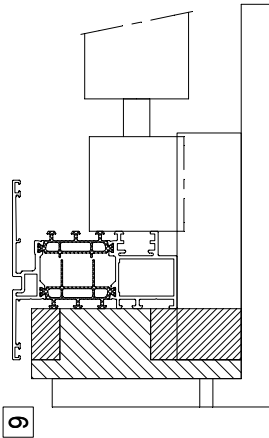

1 508.0136.XX  
 508.0125.XX  
 508.0140.XX  
 508.0142.XX  
 508.0160.XX  
 508.0183.XX  
 508.0236.XX  
 508.0283.XX  
 508.0936.XX  
 508.0983.XX  
 2 508.0826.XX  
 3 508.0880.XX  
 508.0882.XX  
 508.0885.XX  
 508.0886.XX  
 508.0887.XX  
 508.0888.XX  
 4 508.8110.XX  
 508.8130.XX  
 508.8139.XX  
 508.8155.XX

5 508.0004.XX  
 6 508.0113.XX  
 508.0114.XX  
 508.0116.XX  
 508.0120.XX  
 508.0123.XX  
 508.0165.XX  
 508.0850.XX  
 508.0851.XX  
 508.0852.XX  
 508.0853.XX  
 508.0854.XX  
 508.0855.XX  
 508.0856.XX  
 508.0213.XX  
 508.0220.XX  
 508.0913.XX  
 508.0920.XX  
 7 508.0100.XX  
 508.0109.XX  
 508.0110.XX

8 508.0813.XX  
 508.0814.XX  
 508.0820.XX  
 508.0105.XX  
 9 508.0114.XX  
 508.0120.XX  
 508.0123.XX  
 508.0165.XX  
 508.0850.XX  
 508.0851.XX  
 508.0852.XX  
 508.0853.XX  
 508.0854.XX  
 508.0855.XX  
 508.0856.XX  
 508.0213.XX  
 508.0220.XX  
 508.0913.XX  
 508.0920.XX  
 11 508.0302.XX  
 508.0392.XX  
 508.0312.XX  
 12 508.0051.XX  
 508.0251.XX  
 508.0951.XX

13 508.0890.XX  
 508.0892.XX  
 508.0894.XX  
 508.0896.XX  
 14 508.0170.XX  
 508.0171.XX  
 508.0172.XX  
 508.0173.XX  
 508.0174.XX  
 15 508.0028.XX  
 16 508.0029.XX  
 17 508.0442.XX  
 508.0443.XX  
 508.0444.XX  
 18 \* 508.0115.XX



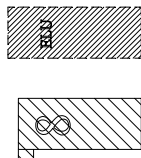


BIJKOMENDE INFO VOORBEREIDING/VERWERKING -> RAADPLEEG HOOFDSTUK B.1  
 INFO COMPLÉMENTAIRE PRÉPARATION/USINAGE -> CONSULTEZ CHAPITRE B.1  
 ADDITIONAL INFO PREPARATION/PROCESSING -> CONSULT CHAPTER B.1  
 ZUSÄTZLICHE INFO VORBEREITUNG/VERARBEITUNG -> SIEHE KAPITEL B.1





095.C300.00  
 + 095.C364.00 + 095.C354.00\*



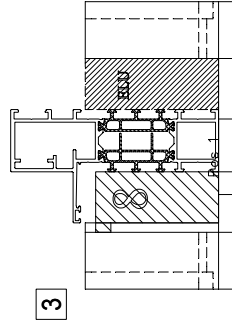
095.C364.00



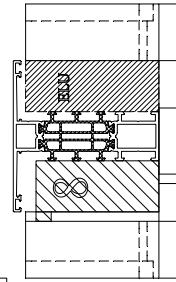
095.C354.00\*

1	508.0136.XX	5	508.0004.XX	9	508.0102.XX	13	508.0170.XX
	508.0125.XX		508.0113.XX		508.0192.XX		508.0171.XX
	508.0140.XX	6	508.0114.XX		508.0112.XX		508.0172.XX
	508.0142.XX		508.0116.XX		508.0202.XX		508.0173.XX
	508.0160.XX		508.0120.XX		508.0292.XX	14	508.0174.XX
	508.0183.XX		508.0123.XX		508.0212.XX		508.0028.XX
	503.0236.XX		508.0165.XX		508.0902.XX	15	*508.0115.XX
	503.0283.XX		508.0850.XX		508.0992.XX		
	503.0936.XX		508.0851.XX	10	508.0912.XX		
	503.0983.XX		508.0852.XX		508.0302.XX	16	508.0029.XX
2	508.0880.XX		508.0853.XX		508.0392.XX		
	508.0882.XX		508.0100.XX	11	508.0312.XX		
	508.0885.XX		508.0109.XX		508.0051.XX	17	508.0442.XX
	508.0886.XX	7	508.0109.XX		508.0251.XX		508.0443.XX
	508.0887.XX		508.0110.XX		508.0109.XX		508.0444.XX
	508.0888.XX		508.0813.XX		508.0951.XX	18	508.0826.XX
	508.0888.XX	8	508.0814.XX	12	508.0890.XX		
3	508.8110.XX		508.0820.XX		508.0892.XX		
	508.8130.XX		508.8139.XX		508.0894.XX		
	508.8139.XX		508.8155.XX		508.0896.XX		
4	508.0105.XX						

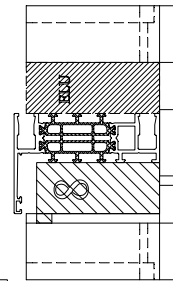
1	408.0136.XX	5	408.0004.XX	9	408.0102.XX	13	408.0170.XX
	408.0125.XX		408.0113.XX		408.0192.XX		408.0171.XX
	408.0140.XX	6	408.0114.XX		408.0112.XX		408.0172.XX
	408.0142.XX		408.0116.XX		408.0202.XX		408.0173.XX
	408.0160.XX		408.0120.XX		408.0292.XX	14	408.0174.XX
	408.0183.XX		408.0123.XX		408.0212.XX		408.0028.XX
	403.0236.XX		408.0165.XX		408.0902.XX	15	*408.0115.XX
	403.0283.XX		408.0850.XX		408.0992.XX		
	403.0936.XX		408.0851.XX	10	408.0912.XX		
	403.0983.XX		408.0852.XX		408.0302.XX	16	408.0029.XX
2	408.0880.XX		408.0853.XX		408.0392.XX		
	408.0882.XX		408.0100.XX	11	408.0312.XX		
	408.0885.XX		408.0109.XX		408.0051.XX	17	408.0442.XX
	408.0886.XX	7	408.0109.XX		408.0251.XX		408.0443.XX
	408.0887.XX		408.0110.XX		408.0109.XX		408.0444.XX
	408.0888.XX		408.0813.XX		408.0951.XX	18	408.0826.XX
	408.0888.XX	8	408.0814.XX	12	408.0890.XX		
3	408.8110.XX		408.0820.XX		408.0892.XX		
	408.8130.XX		408.8139.XX		408.0894.XX		
	408.8139.XX		408.8155.XX		408.0896.XX		
4	408.0105.XX						



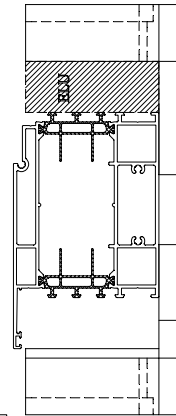
3



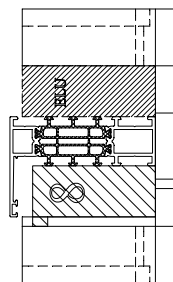
6



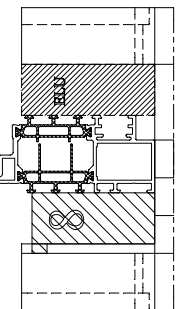
2



5

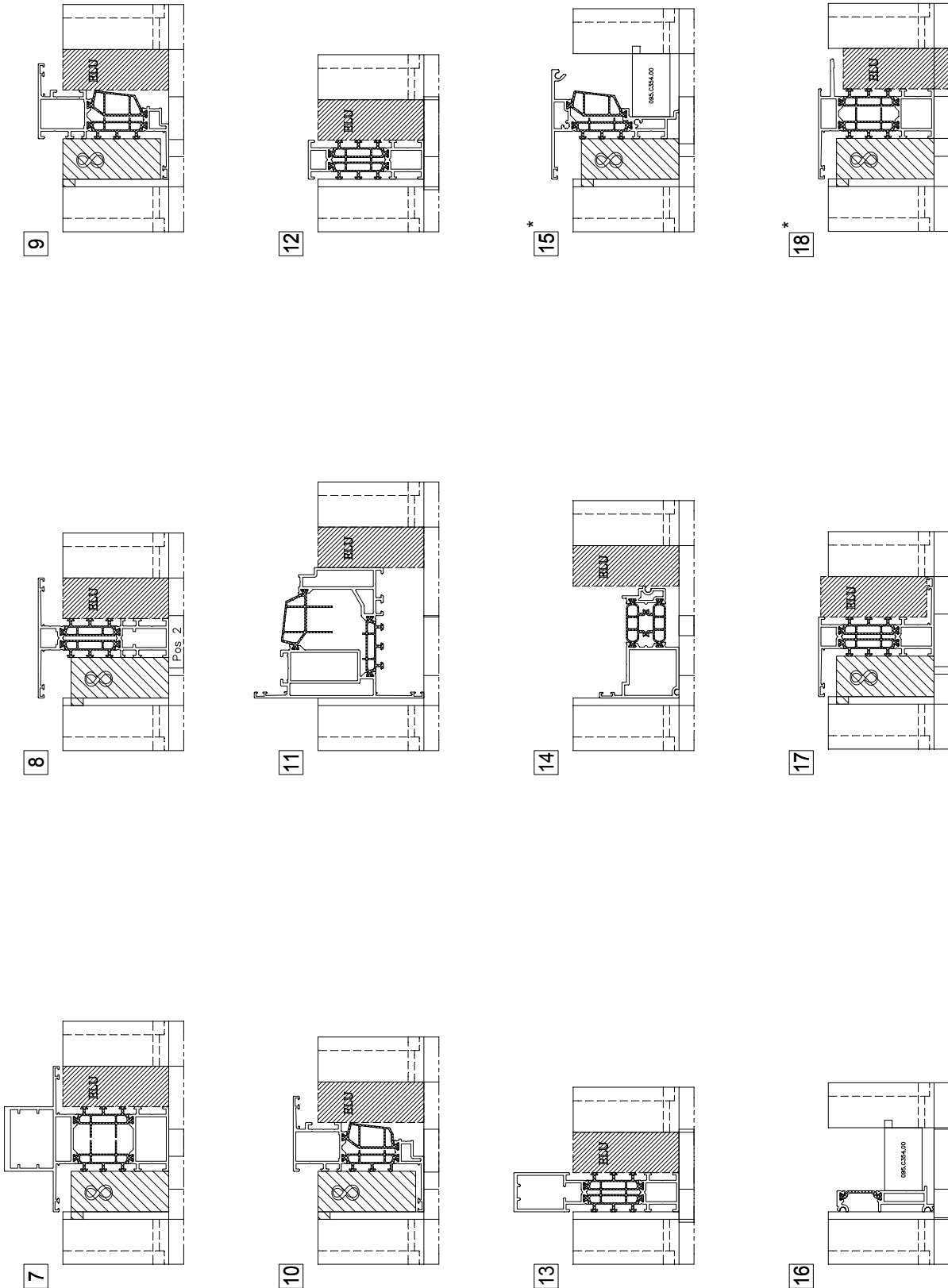



1

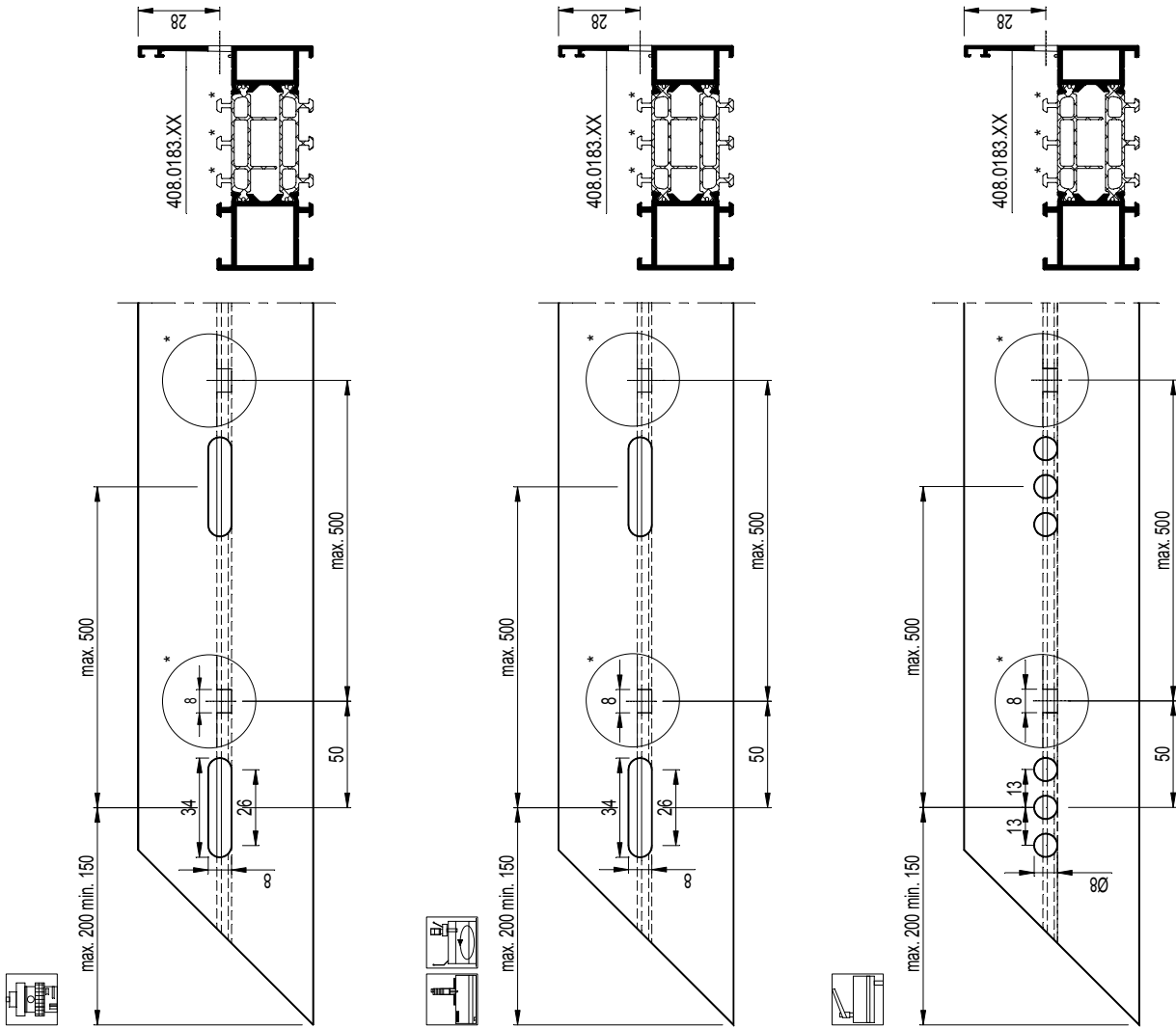


4



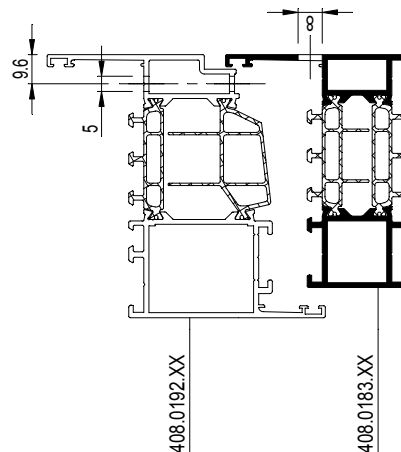


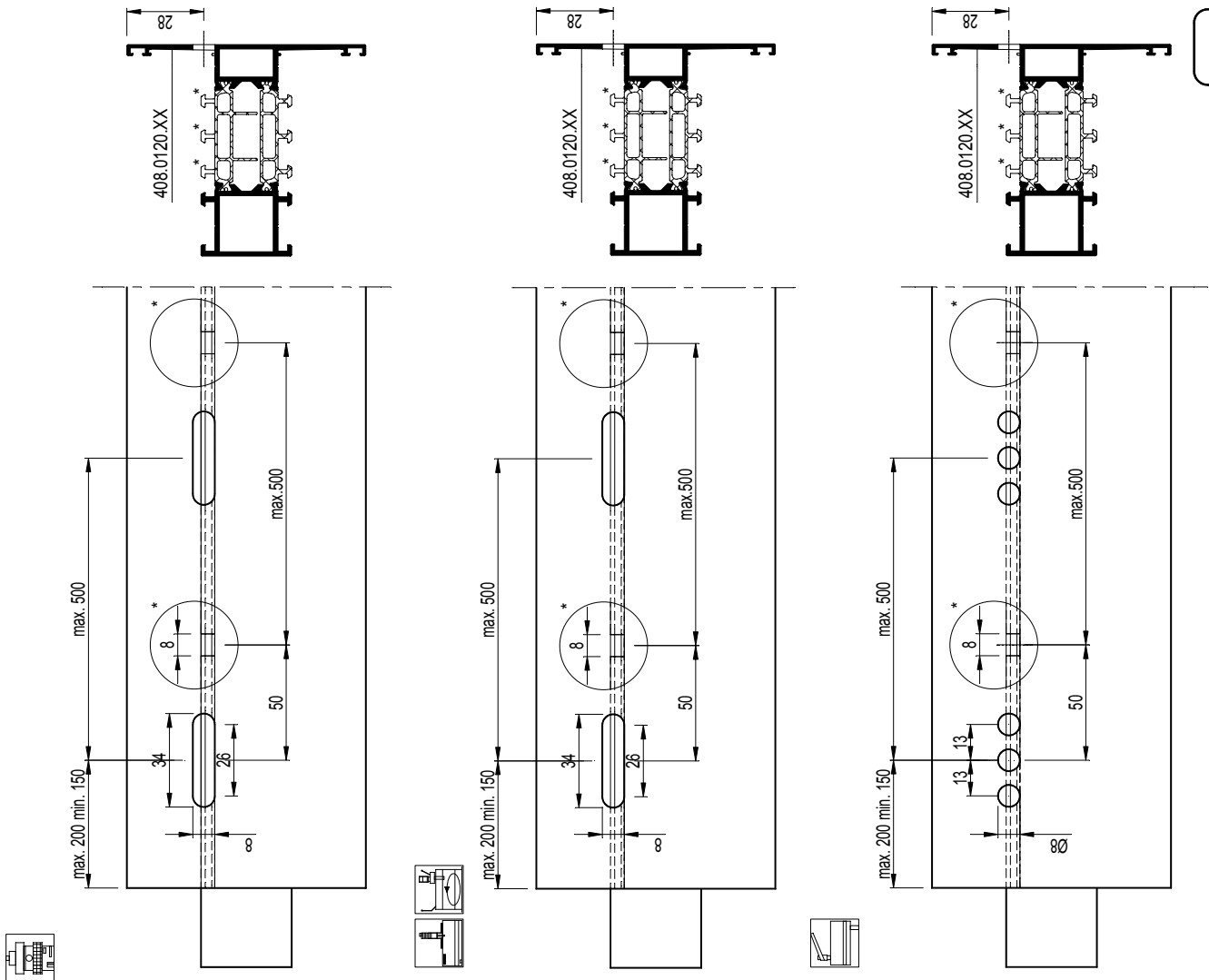
BIJKOMENDE INFO VOORBEREIDING/VERWERKING -> RAADP/LEEG HOOFDSTUK B I  
 INFO COMPLÉMENTAIRE PRÉPARATION/USINAGE -> CONSULTEZ CHAPITRE B I  
 ADDITIONAL INFO PREPARATION/PROCESSING -> CONSULT CHAPTER B I  
 ZUSÄTZLICHE INFO VORBEREITUNG/VERARBEITUNG -> SIEHE KAPITEL B I



	097.0183.00 197.B600.00	+ 097.0381.00 *	508.0136.XX 508.0183.XX 508.0125.XX 508.0140.XX 508.0142.XX 5F8.0142.XX 508.0160.XX 508.0880.XX 508.0882.XX 508.0885.XX 508.0886.XX 508.0442.XX 508.0443.XX 508.0444.XX
	095.C300.00 or 095.E000.00 or 095.E010.00		408.0136.XX 408.0183.XX 408.0125.XX 408.0140.XX 408.0142.XX 4F8.0142.XX 408.0160.XX 408.0880.XX 408.0882.XX 408.0885.XX 408.0886.XX 408.0442.XX 408.0443.XX 408.0444.XX
	095.B300.00		
	097.0211.00	+ 097.0381.00 *	

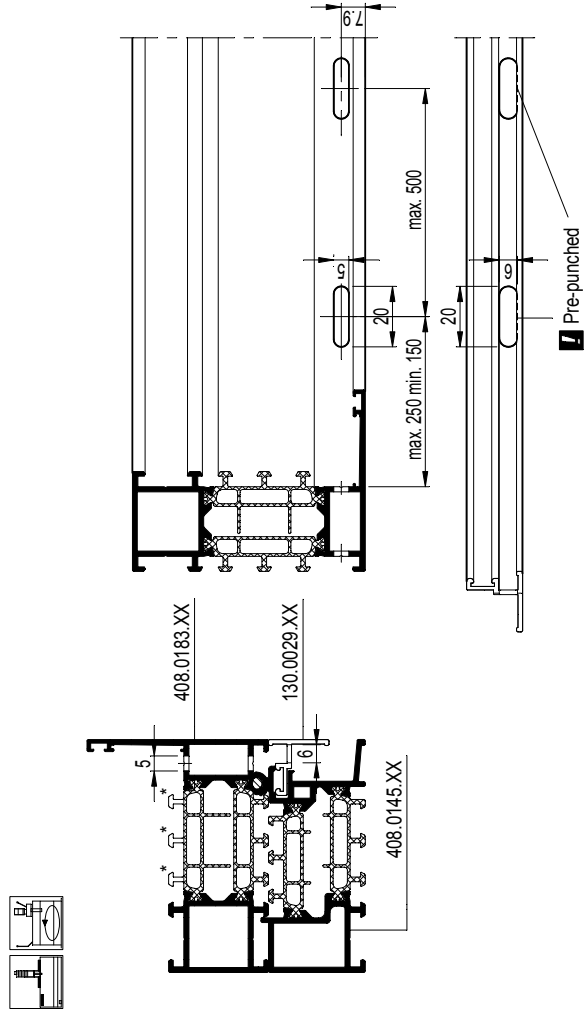
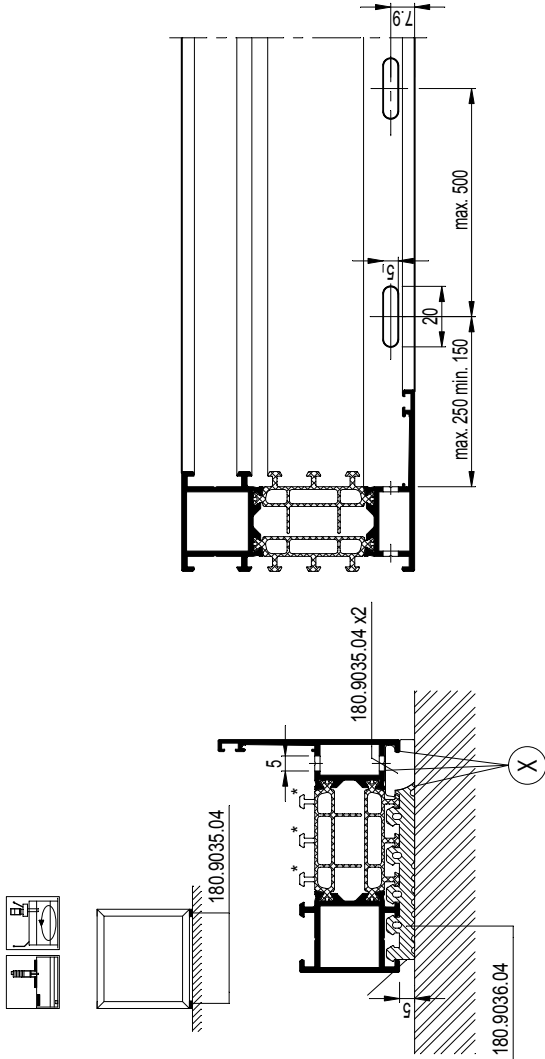
\* enkel bij vast raam  
 seulement pour fenêtre fixe  
 only for fixed window  
 nur bei festverglasung





	097.0183.00 197.B600.00	+ 097.0381.00 *	508.0113.XX 508.0120.XX 508.0165.XX 508.0114.XX 508.0123.XX 5F8.0123.XX 508.0116.XX 5F8.0116.XX 508.0850.XX 508.0851.XX 508.0852.XX 508.0853.XX 508.0854.XX 508.0813.XX 508.0820.XX 508.0814.XX 508.0855.XX 508.0856.XX
	095.C300.00 or 095.E010.00	095.E000.00 or	408.0113.XX 408.0120.XX 408.0165.XX 408.0114.XX 408.0123.XX 4F8.0123.XX 408.0116.XX 4F8.0116.XX 408.0850.XX 408.0851.XX 408.0852.XX 408.0853.XX 408.0854.XX 408.0813.XX 408.0820.XX 408.0814.XX 408.0855.XX 408.0856.XX
	095.B300.00		
	097.0211.00	+ 097.0381.00 *	

\* enkel bij vast raam  
seulement pour fenêtre fixe  
only for fixed window  
nur bei festverglasung



			508.0136.XX 508.0183.XX 508.0160.XX 508.0125.XX
	095.C300.00 or 095.E000.00 or 095.E010.00		408.0136.XX 408.0183.XX 408.0160.XX 408.0125.XX
	095.B300.00		
	-		

\* enkel bij vast raam / seulement pour fenêtre fixe / only for fixed window / nur bei festverglasung

			508.0136.XX 508.0183.XX 508.0160.XX 508.0125.XX 508.0142.XX 5F8.0412.XX 508.0140.XX
	095.C300.00 or 095.E000.00 or 095.E010.00		408.0136.XX 408.0183.XX 408.0160.XX 408.0125.XX 408.0142.XX 4F8.0412.XX 408.0140.XX
	095.B300.00		
	-		

\* enkel bij vast raam / seulement pour fenêtre fixe / only for fixed window / nur bei festverglasung

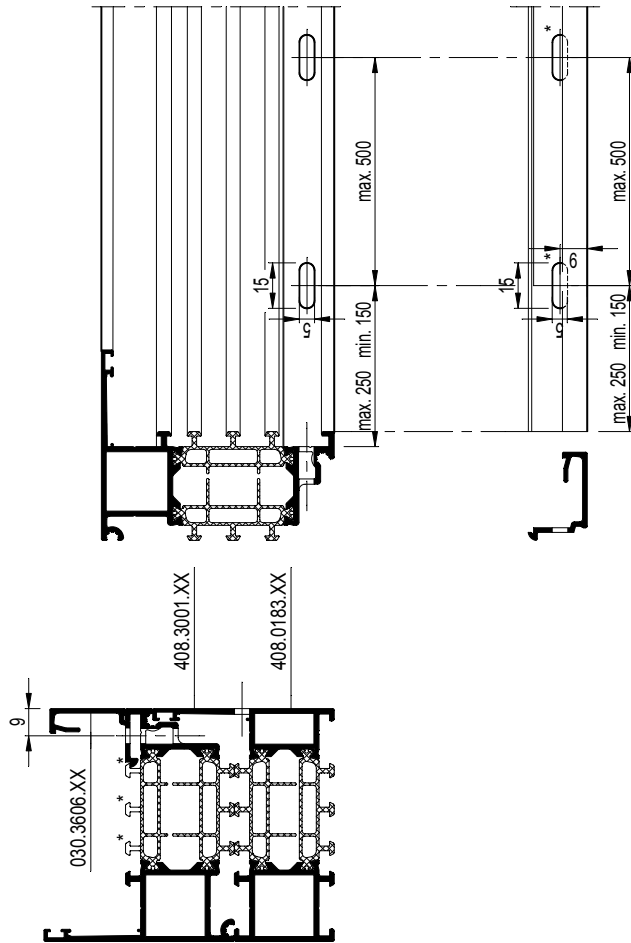
DICHTINGSMIDDEL  
 MATIERE D'ETANCHÉITE  
 SEALING AGENT  
 ABDICHTUNG

(X)

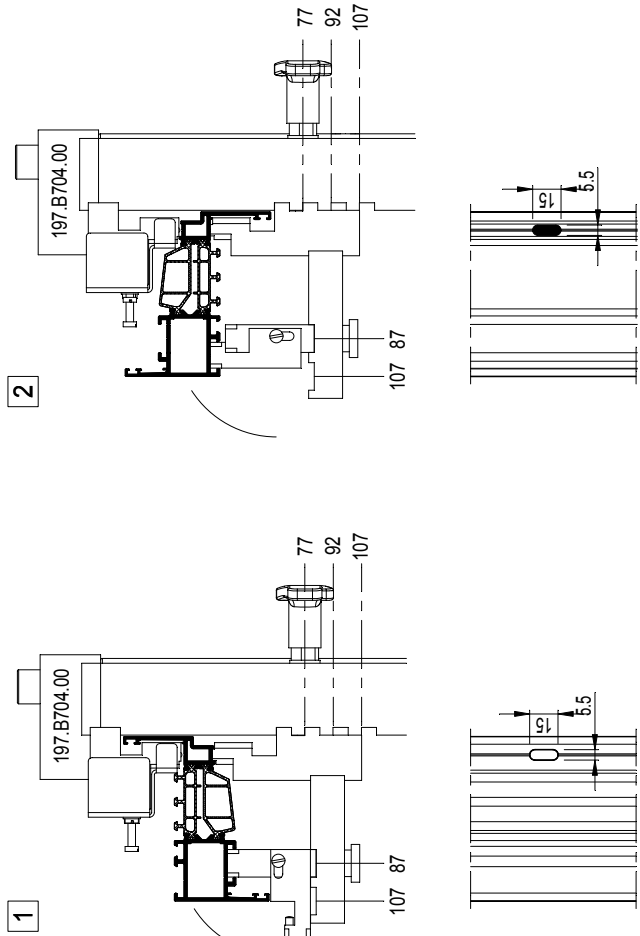
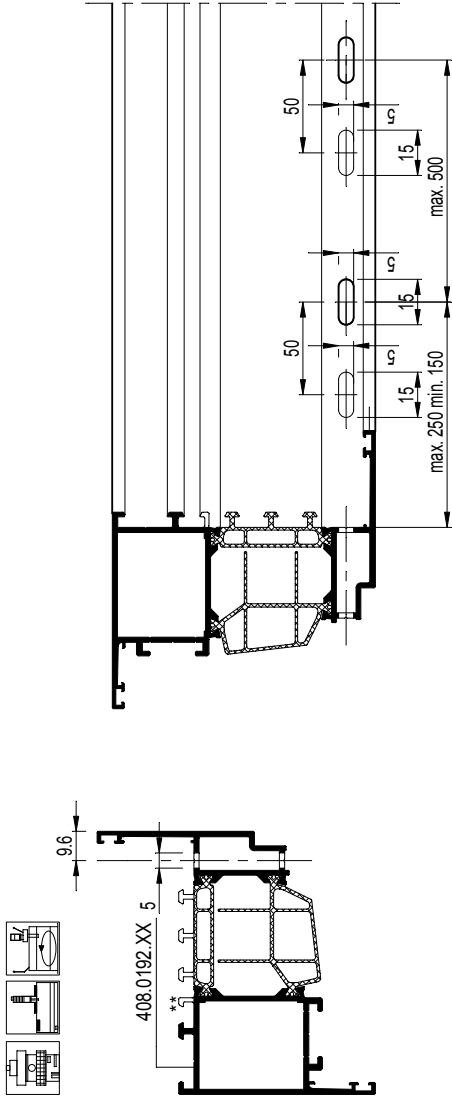


				030.3606.XX 030.3644.XX 030.3645.XX 004.3328.XX
				508.3001.XX
				408.3001.XX
				095.C300.00 or 095.E000.00 or 095.E010.00
				-
				-
				* 097.0381.00

\* enkel bij vast raam / seulement pour fenêtre fixe / only for fixed window / nur bei festverglasung



\* De uitzettingen voor ontwatering van de glaslat dienen recht boven de ontwateringsgaten van de kader te gebeuren.  
Le poinçonnage pour le drainage de la paroi doit être positionné juste au-dessus des trous de drainage du dormant.  
The drilling for the glazing bead drainage must be done straight above the drainage holes of the outer frame.  
Die Ausfräsung für die Entwässerung der Glasleiste soll genau über den Entwässerungsbohrer des Blechrahmens positioniert sein



		508.0102.XX 508.0192.XX 508.0112.XX	408.0102.XX 408.0192.XX 408.0112.XX	508.0102.XX 508.0192.XX 508.0112.XX
	097.0183.00 + 097.0381.00 197.B700.00	095.C300.00 or 095.E000.00 or 095.E010.00	095.C300.00 or 095.E000.00 or 095.E010.00	095.C300.00 or 095.E000.00 or 095.E010.00
	-	-	-	-

\*\* niet met 097.0381.00 / ne pas avec 097.0381.00 / not with 097.0381.00 / nicht mit 097.0381.00

MONTAGEVOLGORDE  
 L'ORDRE DE MONTAGE  
 THE ORDER OF ASSEMBLY  
 MONTAGEREIHENFOLGE

1 2 3

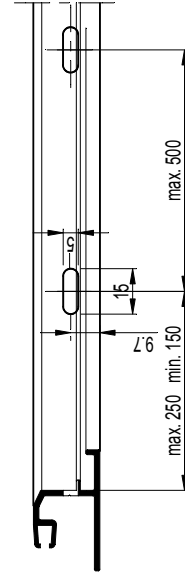
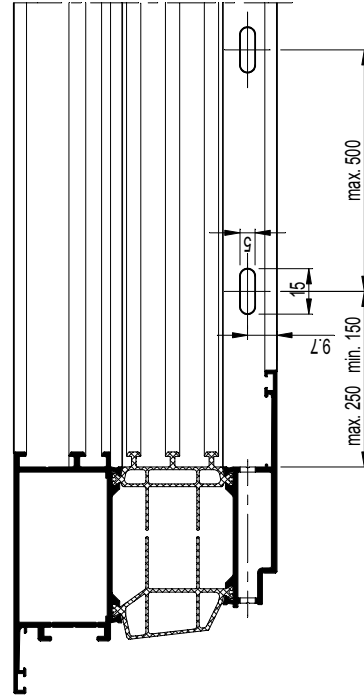
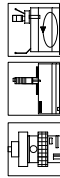
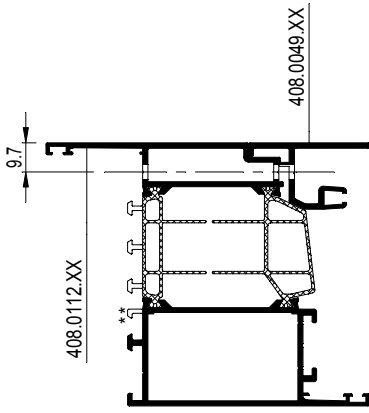
# MASTERLINE 8

Functional

ONTWATERING VLEUGEL RAMEN NAAR BINNENDRAAIEND  
DRAINAGE OUVRANT VERS L'INTERIEUR  
DRAINAGE VENT WINDOWS INWARD OPENING  
ENTWAESSERUNG FLUEGEL FENSTER NACH INNEN OEFFNEND



F

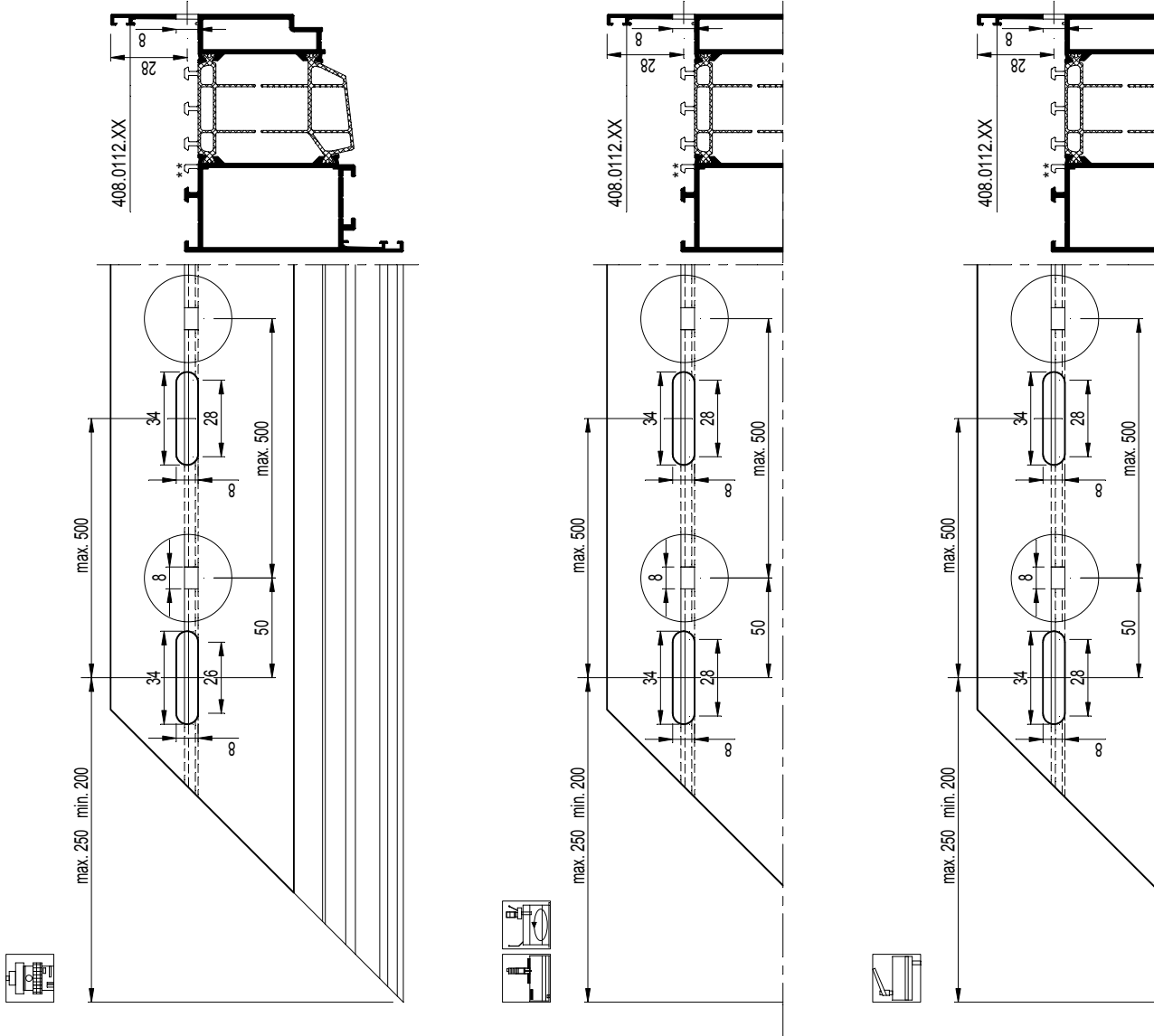


	408.0112.XX 508.0112.XX
	097.0183.00 + 097.0381.00 197.B700.00
	095.C300.00 or 095.E000.00 or 095.E010.00
	095.B300.00
	-

\*\* niet met 097.0381.00 / ne pas avec 097.0381.00 / not with 097.0381.00 / nicht mit 097.0381.00

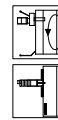
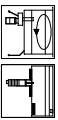
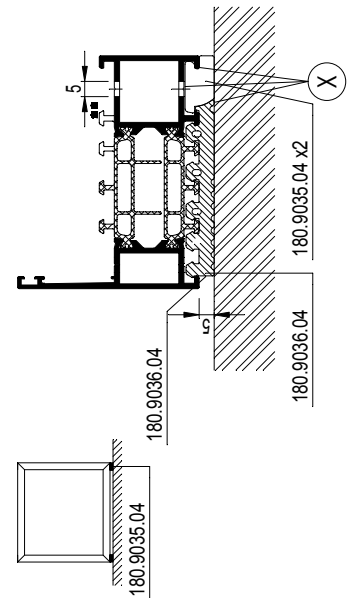
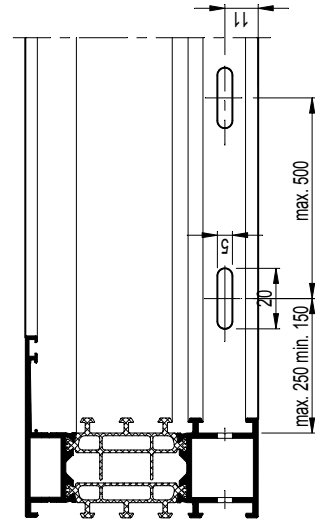
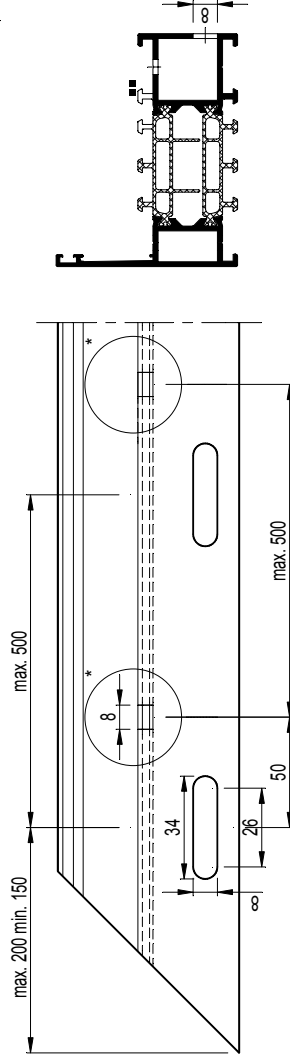
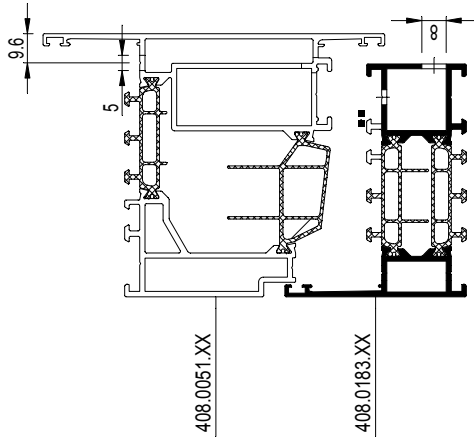
	408.0049.XX
	-
	-
	095.B300.00
	-





	408.0112.XX 508.0112.XX
	097.0183.00 + 097.0381.00 197.B600.00
	095.C300.00 or 095.E000.00 or 095.E010.00
	095.B300.00
	097.0211.00 + 097.0381.00

\*\* niet met 097.0381.00 / ne pas avec 097.0381.00 / not with 097.0381.00 / nicht mit 097.0381.00

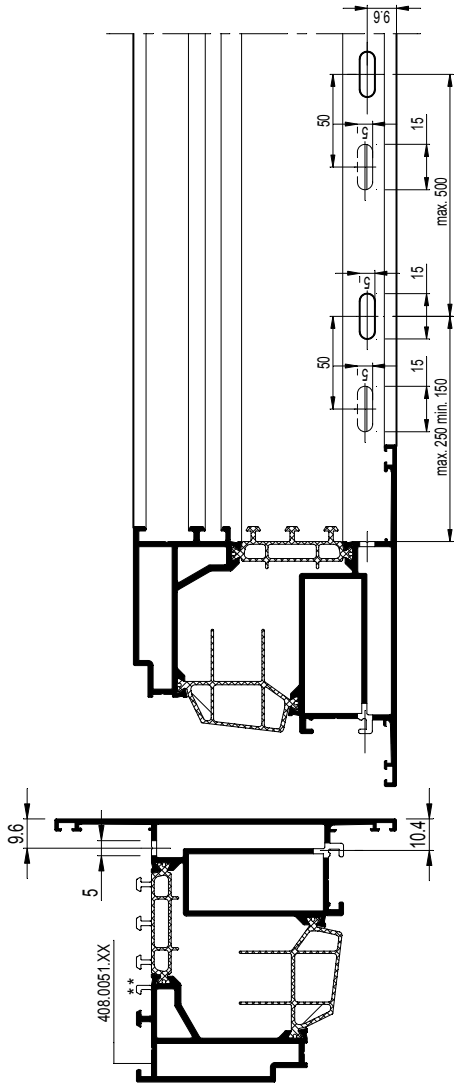
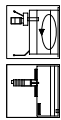


		408.0136.XX 408.0183.XX 408.0125.XX 408.0140.XX 408.0142.XX 4F8.0142.XX 408.0160.XX 408.0442.XX 408.0443.XX 408.0444.XX		508.0136.XX 508.0183.XX 508.0125.XX 508.0140.XX 508.0142.XX 5F8.0142.XX 508.0160.XX 508.0442.XX 508.0443.XX 508.0444.XX
	095.C300.00 or 095.E000.00 or 095.E010.00			
	095.B300.00			
	-			

\*\* niet met 097.0381.00 / ne pas avec 097.0381.00 / not with 097.0381.00 / nicht mit 097.0381.00

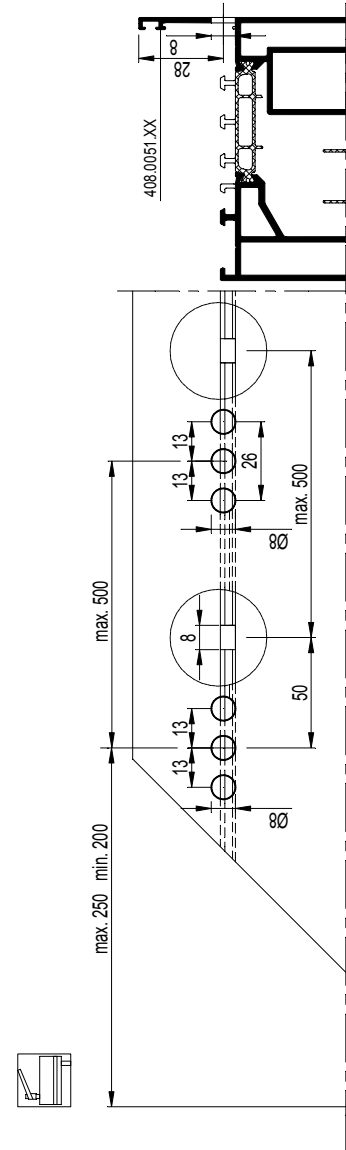
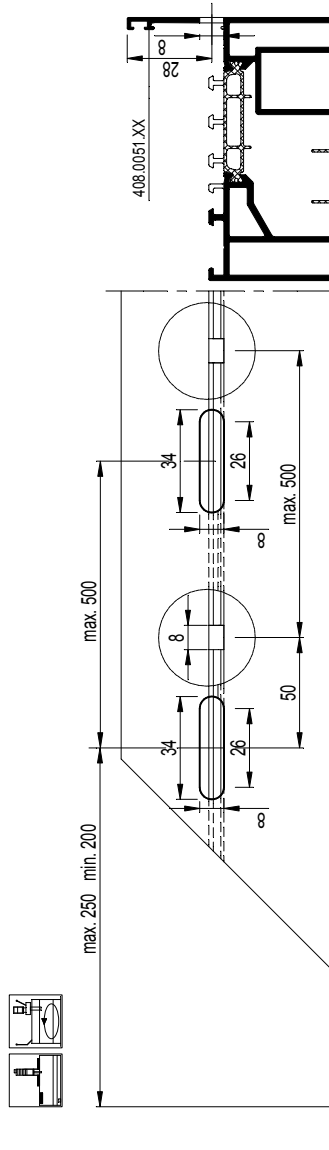
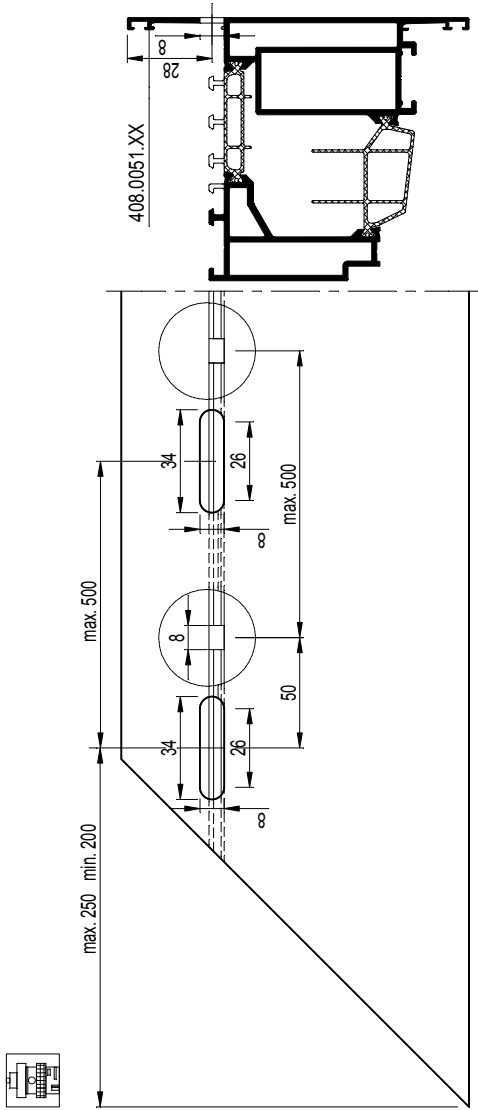
		408.0136.XX 408.0183.XX 408.0160.XX 408.0125.XX		508.0136.XX 508.0183.XX 508.0160.XX 508.0125.XX
	095.C300.00 or 095.E000.00 or 095.E010.00			
	095.B300.00			
	-			

\*\* niet met 097.0381.00 / ne pas avec 097.0381.00 / not with 097.0381.00 / nicht mit 097.0381.00



		408.0051.XX 4F8.0051.XX
		095.C300.00 or 095.E000.00 or 095.E010.00
		095.B300.00
		-

\*\* niet met 097.0381.00 / ne pas avec 097.0381.00 / not with 097.0381.00 / nicht mit 097.0381.00



408.0051.XX  
 4F8.0051.XX  
 508.0051.XX  
 5F8.0051.XX

097.0183.00 + 097.0381.00  
 197.B600.00

095.C300.00 or 095.E000.00 or  
 095.E010.00

095.B300.00

097.0211.00 + 097.0381.00

\*\* niet met 097.0381.00 / ne pas avec 097.0381.00 / not with 097.0381.00 / nicht mit 097.0381.00

# MASTERLINE 8

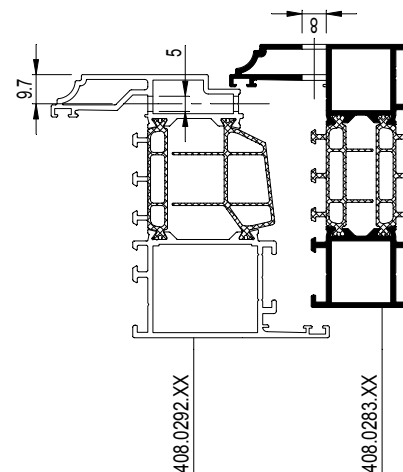
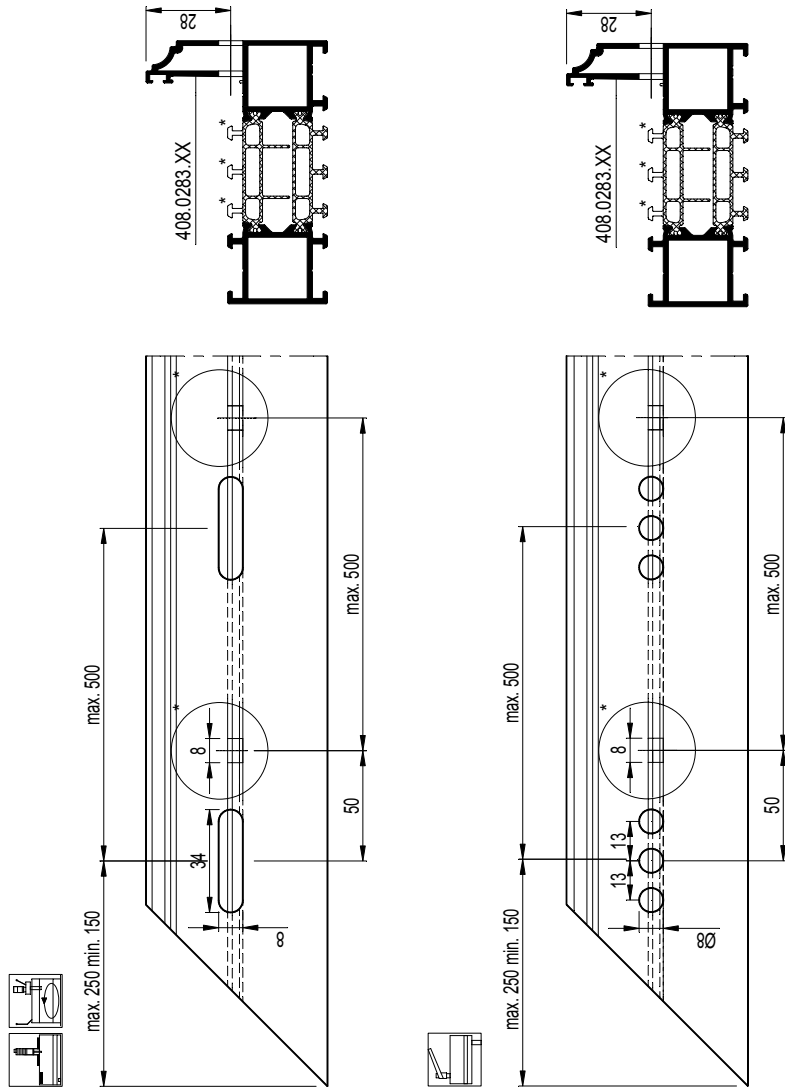
Functional

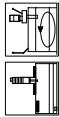
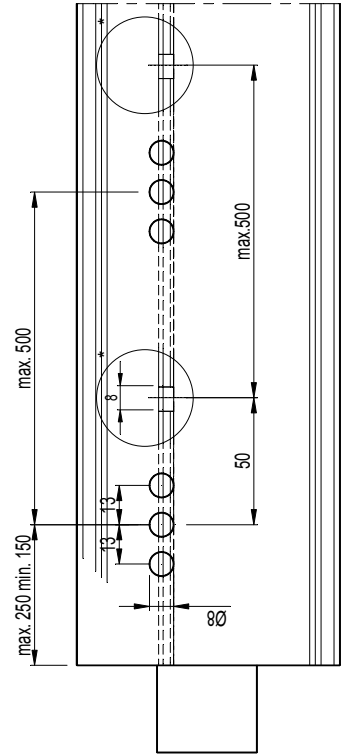
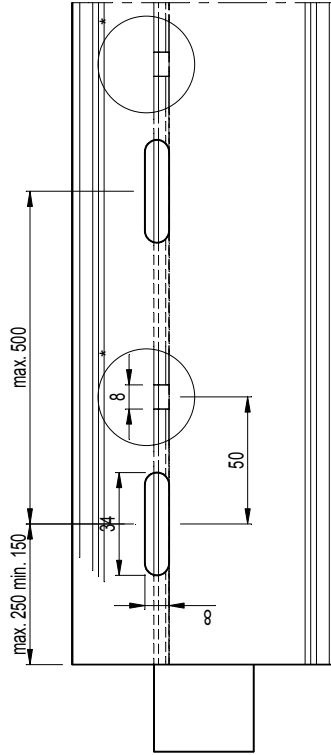
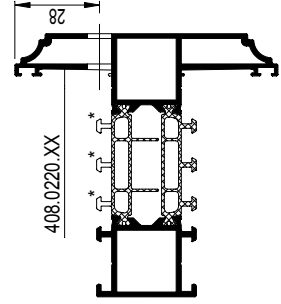
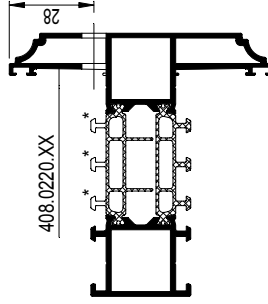
ONTWATERING RAAMDEUREN NAAR BUITENDRAAIEND  
DRAINAGE PORTES-FENETRES OUVRANT VERS L'EXT.  
DRAINAGE WINDOW-DOORS OUTWARD OPENING  
ENTWAESSERUNG FENSTERTUEREN NACH AUSSEN OEFFNEND



	408.0236.XX 408.0283.XX 508.0236.XX 508.0283.XX
	095.C300.00 or 095.E000.00 or 095.E010.00
	095.B300.00
	097.0211.00 + 097.0381.00 *

\* enkel bij vast raam / seulement pour fenêtre fixe / only for fixed window / nur bei festverglasung





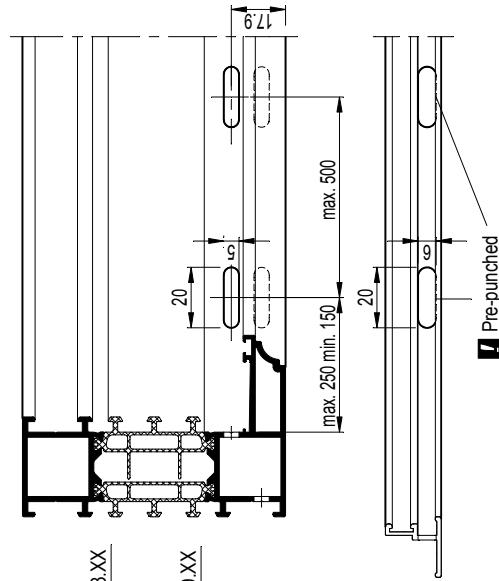
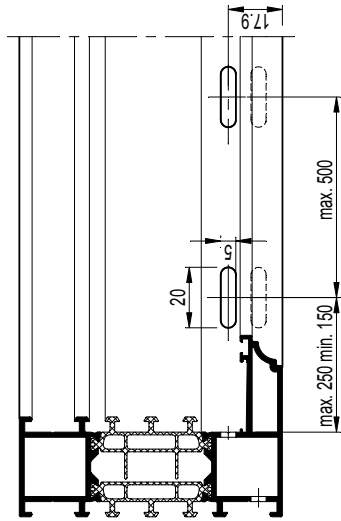
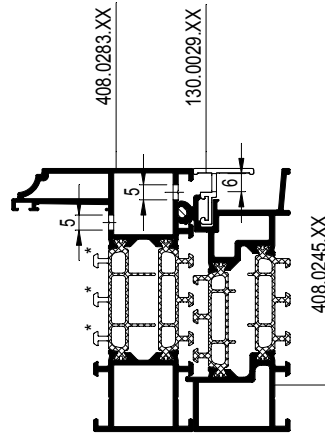
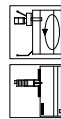
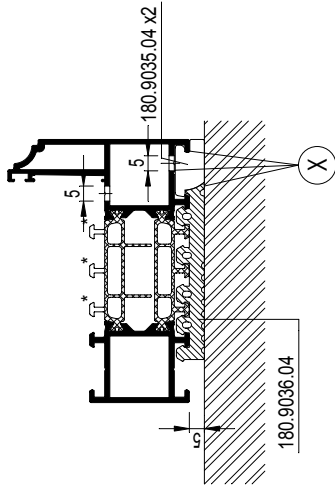
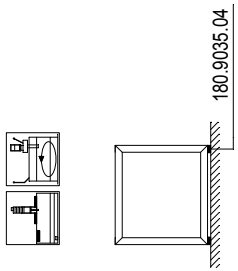
	408.0213.XX 408.0220.XX 508.0213.XX 508.0220.XX
	095.C300.00 or 095.E000.00 or 095.E010.00
	095.B300.00
	097.0211.00 + 097.0381.00 *

\* enkel bij vast raam / seulement pour fenêtre fixe / only for fixed window / nur bei festverglasung



		508.0236.XX 508.0283.XX
		408.0236.XX 408.0283.XX
	095.C300.00 or 095.E000.00 or 095.E010.00	
	095.B300.00	
	-	

\* enkel bij vast raam / seulement pour fenêtre fixe / only for fixed window / nur bei festverglasung

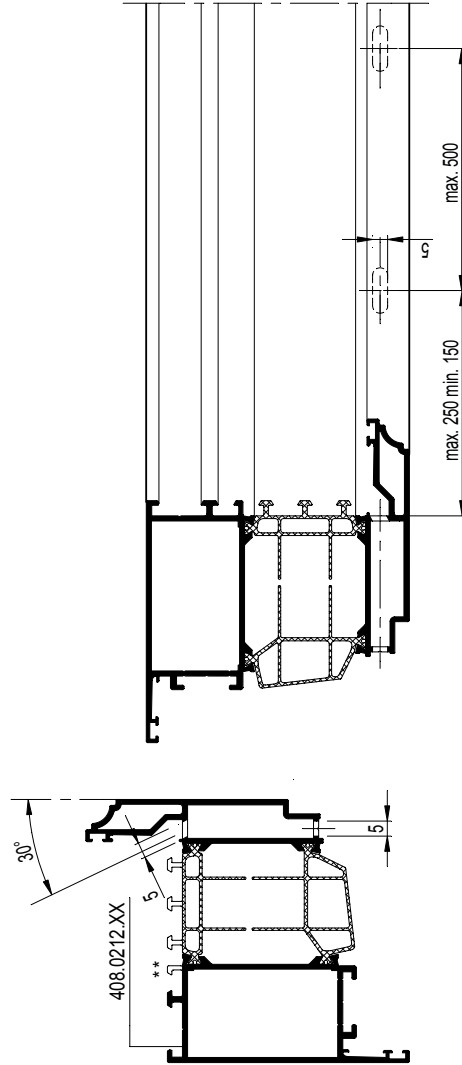
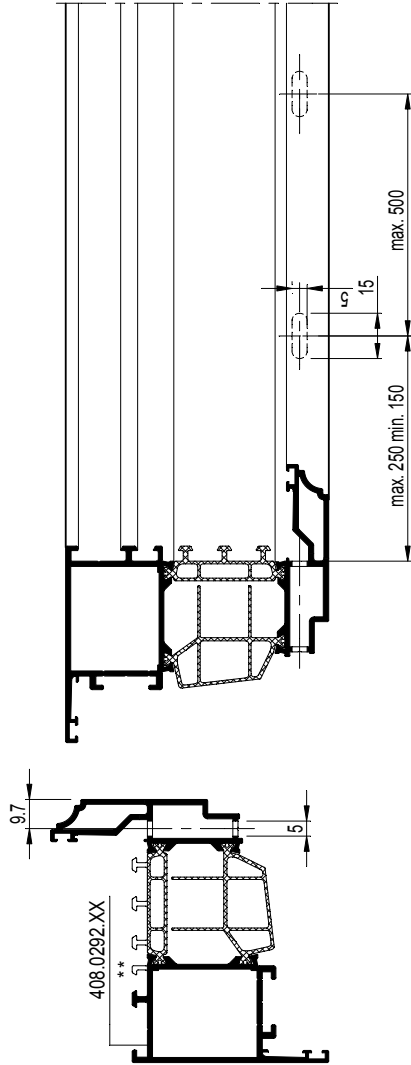


Pre-punched

DICHTINGSMIDDEL  
 MATIERE D'ANCHETTE  
 SEALING AGENT  
 ABDICHTUNG

(X)



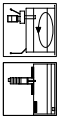


		408.0202.XX 408.0292.XX 508.0202.XX 508.0292.XX
		095.C300.00 or 095.E000.00 or 095.E010.00
		-
		-

\*\* niet met 097.0381.00 / ne pas avec 097.0381.00 / not with 097.0381.00 / nicht mit 097.0381.00

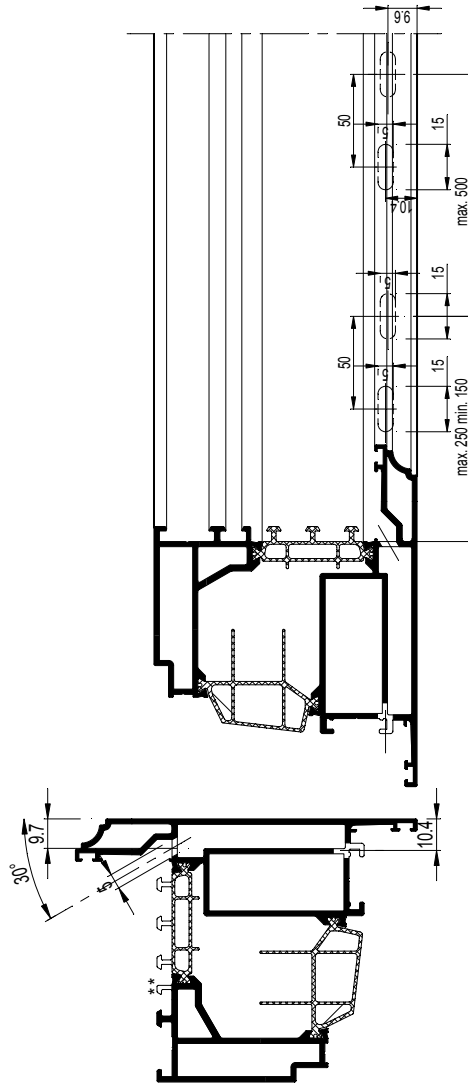
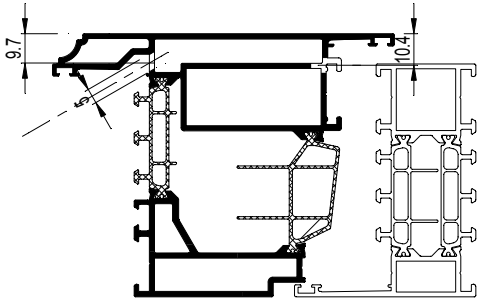
		408.0212.XX 408.0251.XX 508.0212.XX 4F8.0251.XX
		095.C300.00
		-
		-

\*\* niet met 097.0381.00 / ne pas avec 097.0381.00 / not with 097.0381.00 / nicht mit 097.0381.00



	-	408.0251.XX 4F8.0251.XX
	095.C300.00 or 095.E000.00 or 095.E010.00	
	095.B300.00	
	-	

\*\* niet met 097.0381.00 / ne pas avec 097.0381.00 / not with 097.0381.00 / nicht mit 097.0381.00



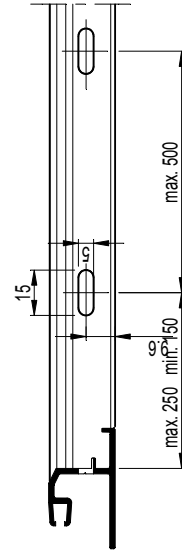
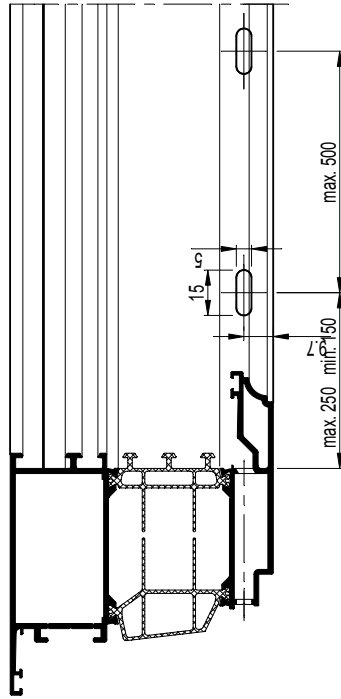
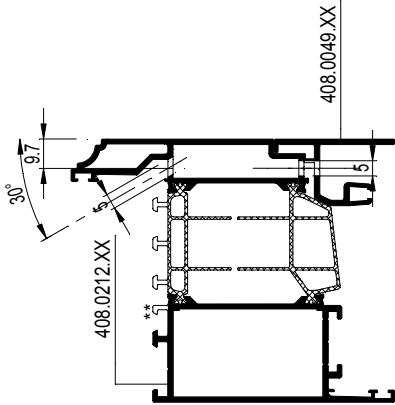
# MASTERLINE 8

Renaissance

ONTWATERING VLEUGEL RAMEN NAAR BUITENDRAAIEND  
DRAINAGE OUVRANT FENETRES OUVRANT VERS L'EXTERIEUR  
DRAINAGE VENT OUTWARD OPENING WINDOWS  
ENTWAESSERUNG FLUEGEL FENSTER NACH AUSSEN OEFFNEND



F



	408.0212.XX
	-
	095.C300.00
	-
	-

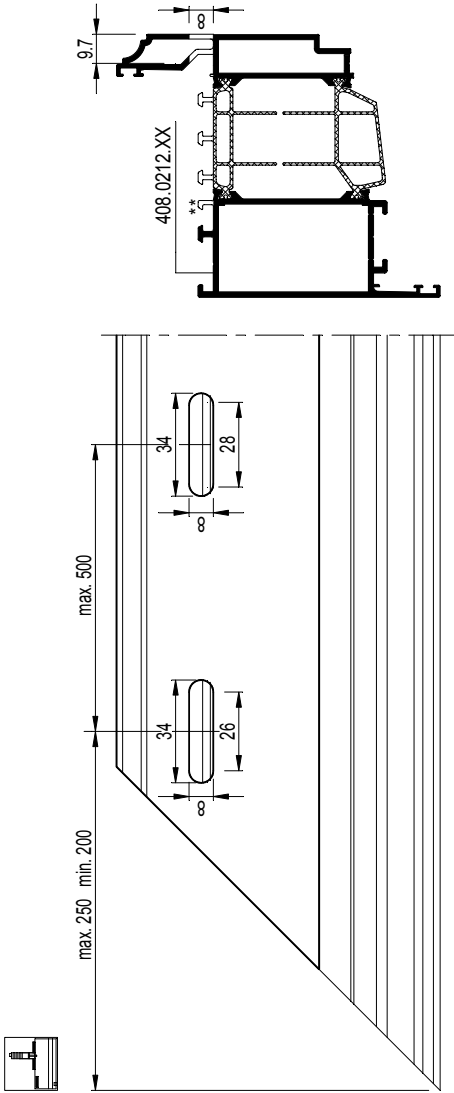
\*\* niet met 097.0381.00 / ne pas avec 097.0381.00 / not with 097.0381.00 / nicht mit 097.0381.00

	408.0049.XX
	-
	095.B300.00
	-
	-

# MASTERLINE 8

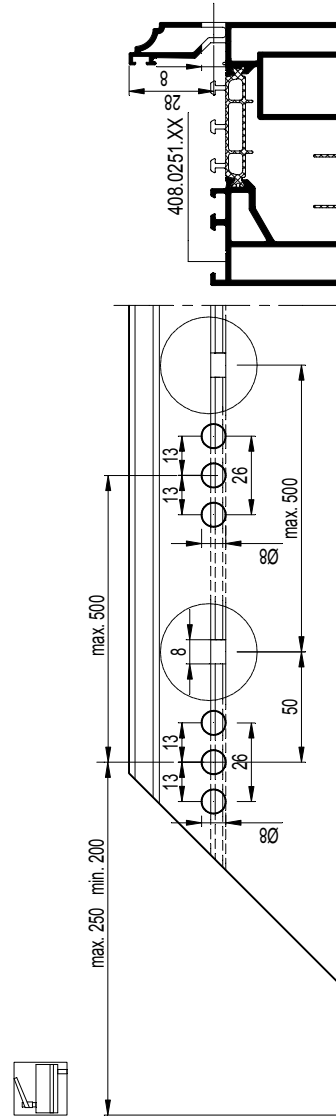
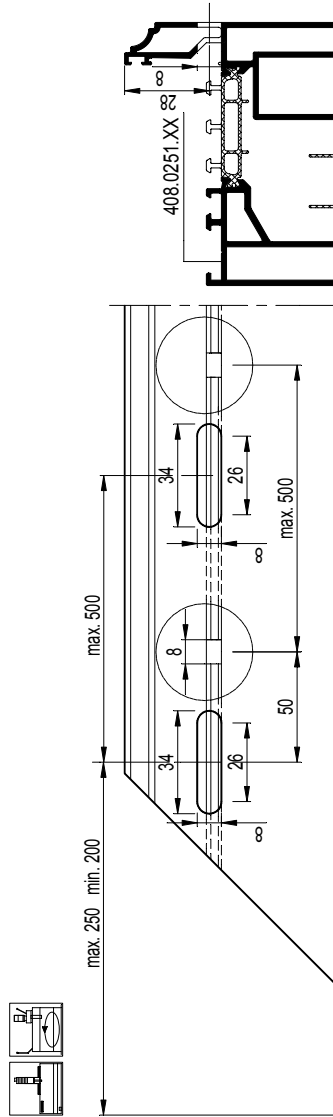
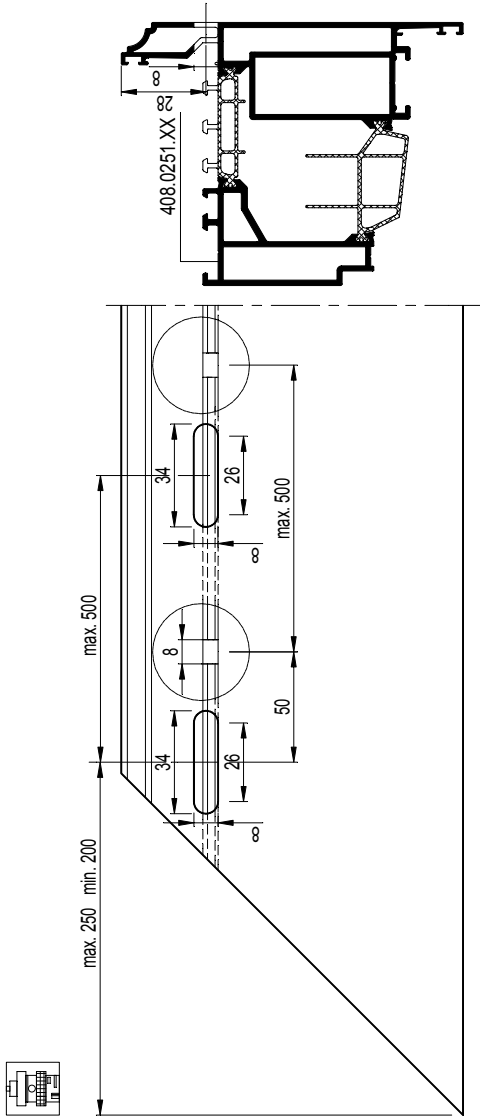
Renaissance

ONTWATERING RAAMDEUREN NAAR BINNENDRAAIEND  
 DRAINAGE PORTES-FENETRES OUVRANT VERS L'INT.  
 DRAINAGE WINDOW-DOORS INWARD OPENING  
 ENTWAESSERUNG FENSTERTUEREN NACH INNEN OEFFNEND



		408.0212.XX
	-	
	095.C300.00 or 095.E000.00 or 095.E010.00	
	-	
	-	

\*\* niet met 097.0381.00 / ne pas avec 097.0381.00 / not with 097.0381.00 / nicht mit 097.0381.00



408.0251.XX  
 4F8.0251.XX  
 508.0251.XX  
 5F8.0251.XX

097.0183.00 + 097.0381.00  
 197.B600.00

095.C300.00 or 095.E000.00 or  
 095.E010.00

095.B300.00

097.0211.00 + 097.0381.00

# MASTERLINE 8

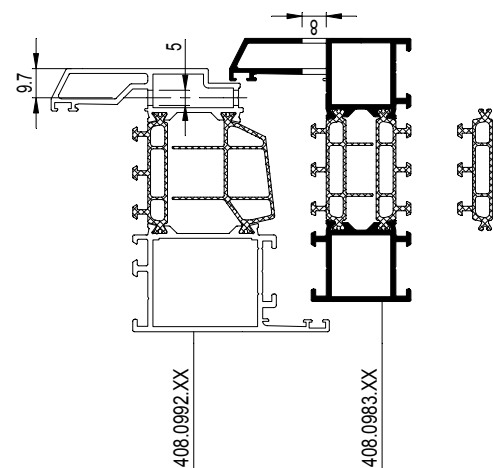
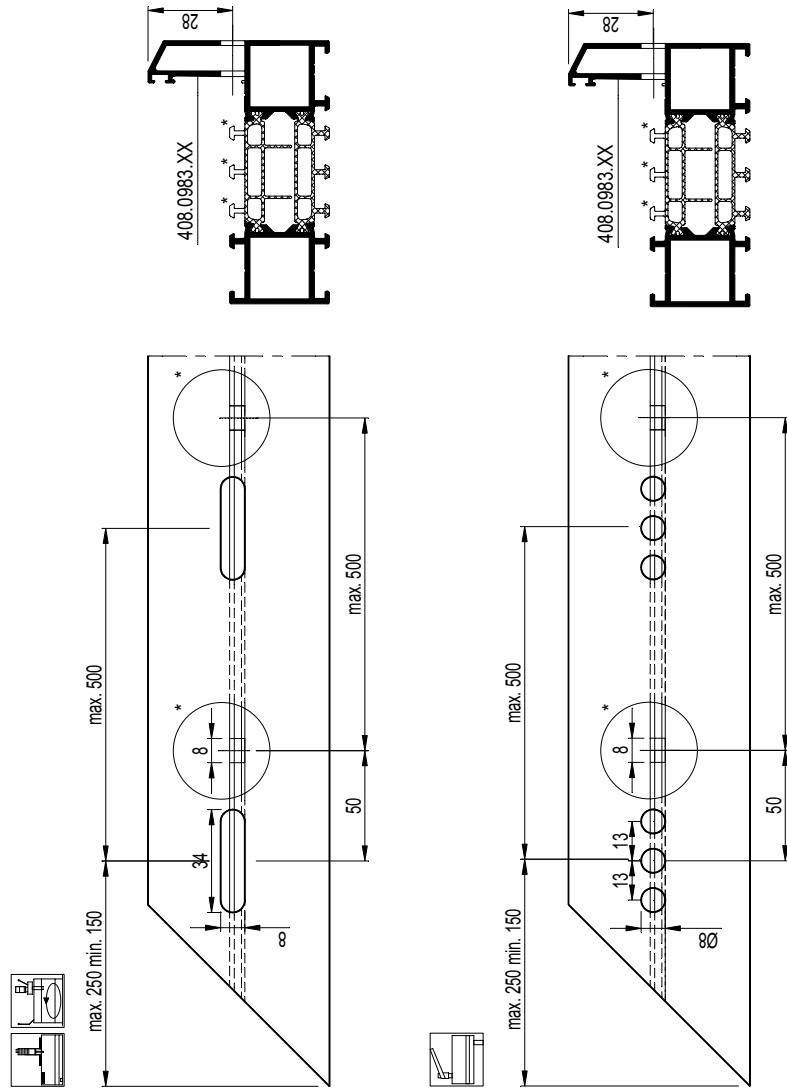
Renaissance

ONTWATERING RAAMDEUREN NAAR BUITENDRAAIEND  
DRAINAGE PORTES-FENETRES OUVRANT VERS L'EXT.  
DRAINAGE WINDOW-DOORS OUTWARD OPENING  
ENTWAESSERUNG FENSTERTUEREN NACH AUSSEN OEFFNEND

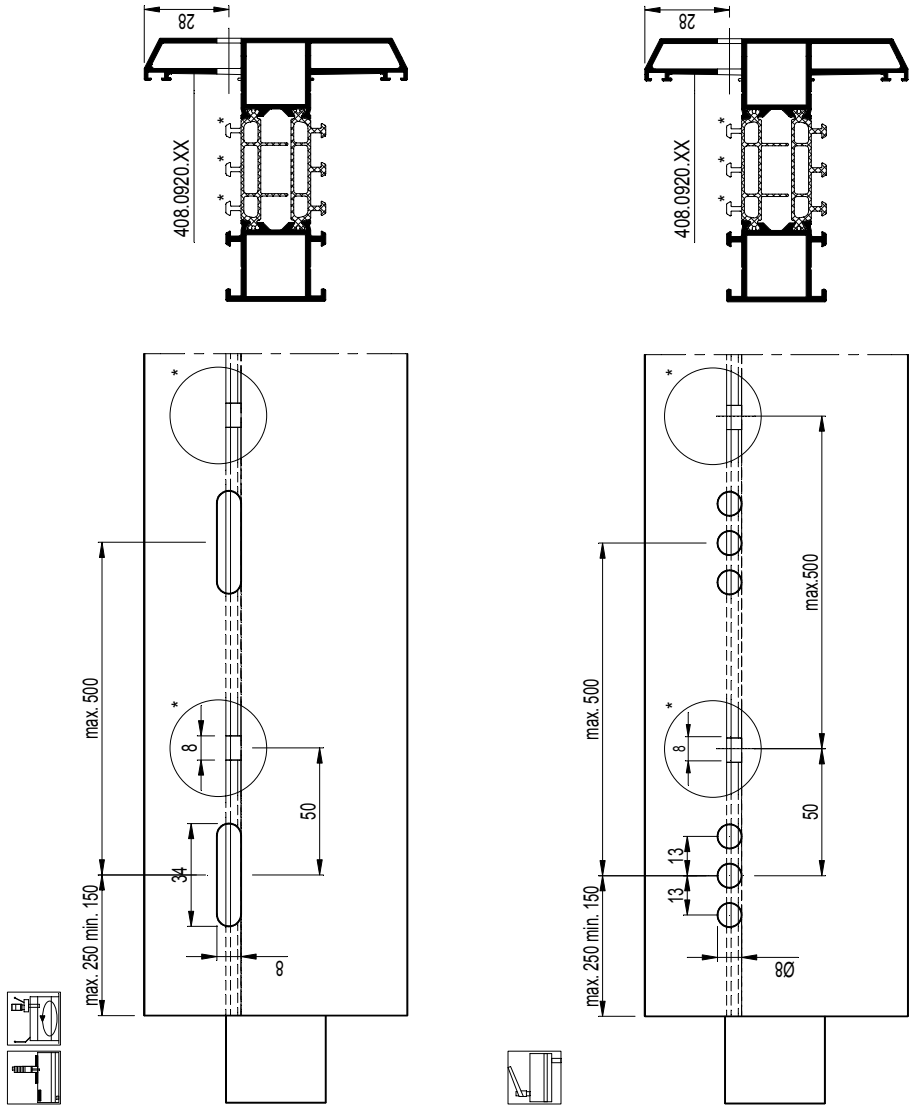


	408.0936.XX 408.0983.XX 508.0936.XX 508.0983.XX
	095.C300.00 or 095.E000.00 or 095.E010.00
	095.B300.00
	097.0211.00 + 097.0381.00 *

\* enkel bij vast raam / seulement pour fenêtre fixe / only for fixed window / nur bei festverglasung

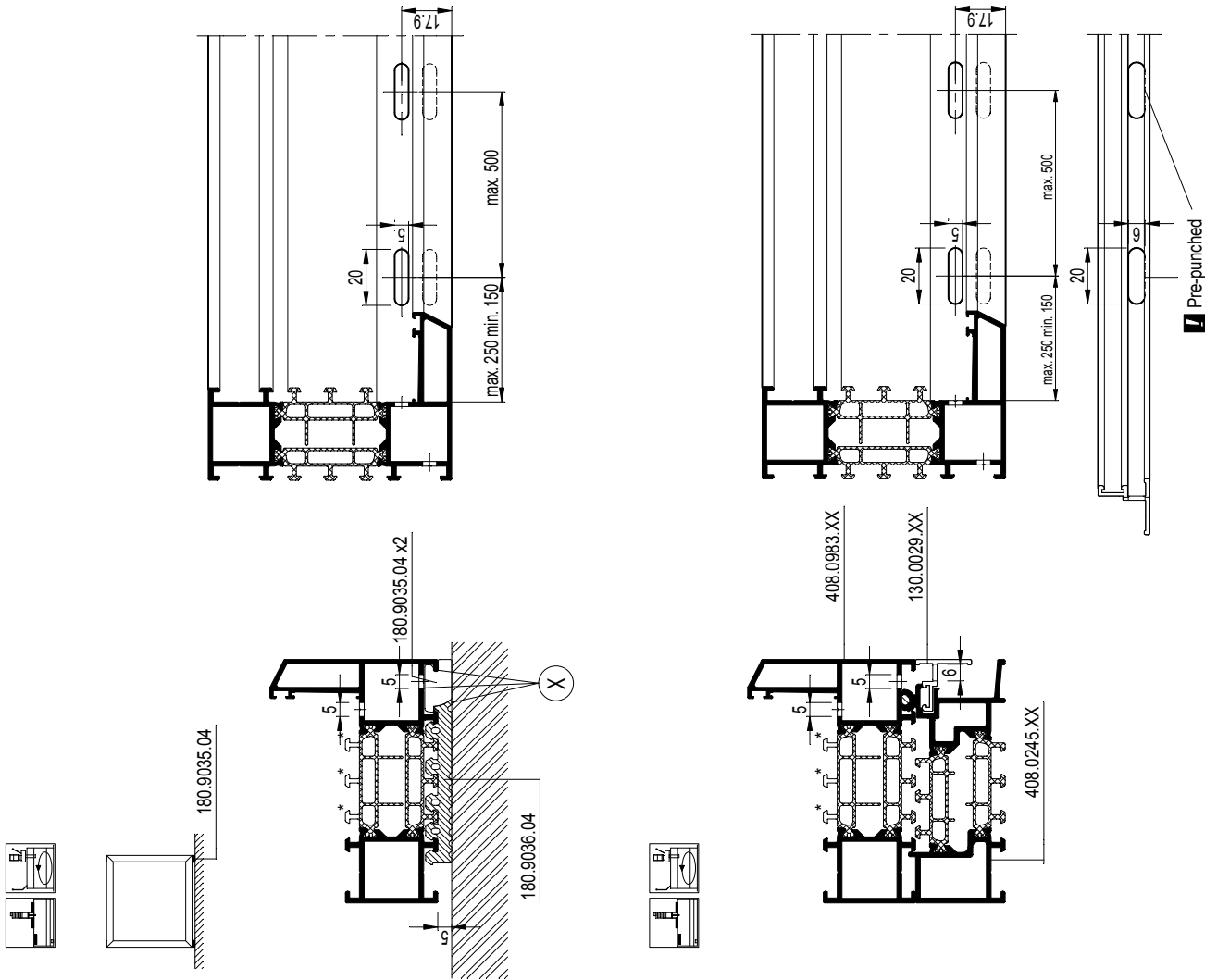






	408.0913.XX 408.0920.XX 508.0913.XX 508.0920.XX
	-
	095.C300.00 or 095.E000.00 or 095.E010.00
	095.B300.00
	097.0211.00 + 097.0381.00 *

\* enkel bij vast raam / seulement pour fenêtre fixe / only for fixed window / nur bei festverglasung

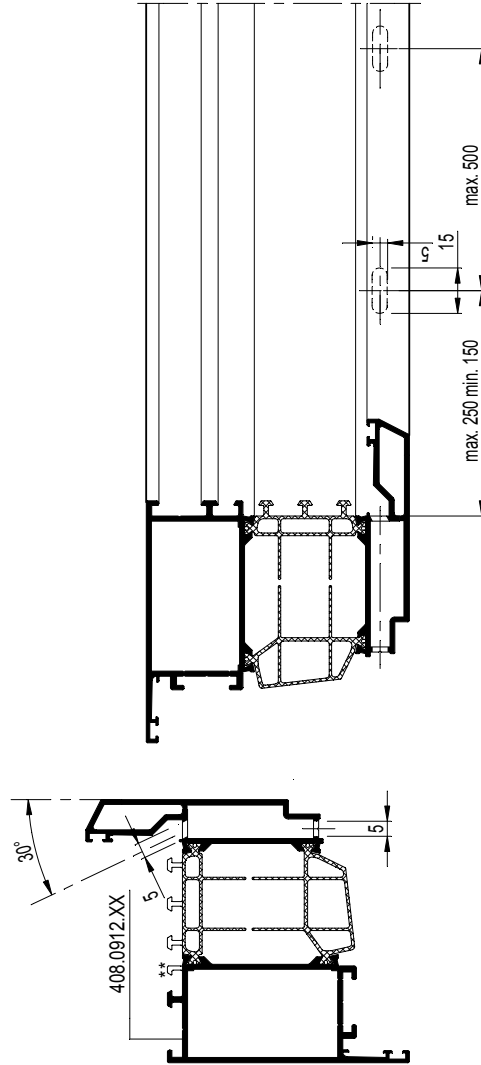
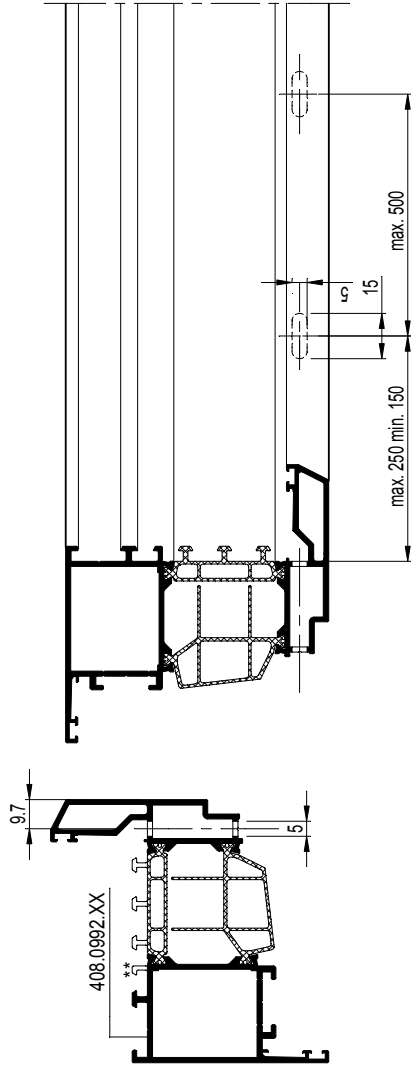


	508.0936.XX 508.0983.XX
	408.0936.XX 408.0983.XX
	095.C300.00 or 095.E000.00 or 095.E010.00
	095.B300.00
	-

\* enkel bij vast raam / seulement pour fenêtre fixe / only for fixed window / nur bei festverglasung

DICHINGSMIDDEL  
 MATIERE D'ETANCHÉITE  
 SEALING AGENT  
 ABDICHTUNG

(X)

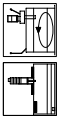
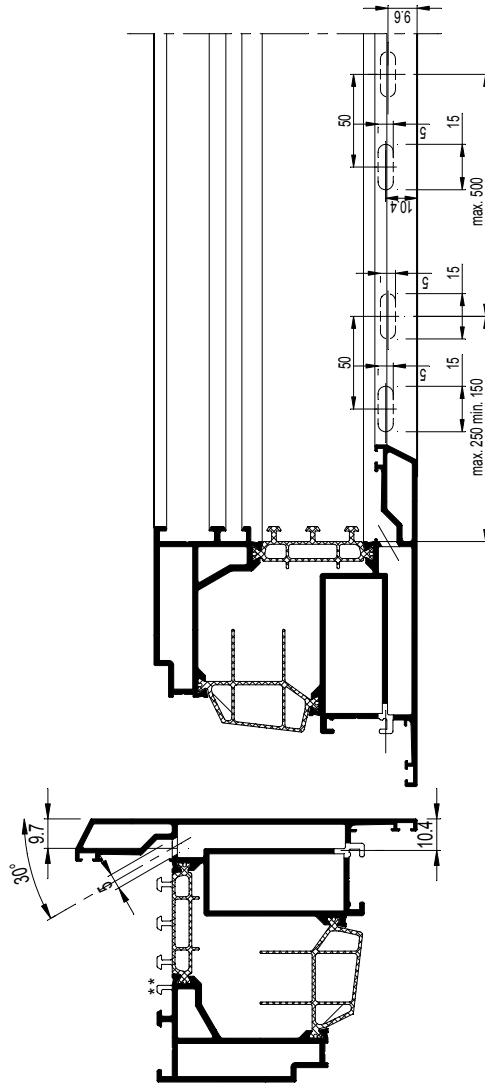
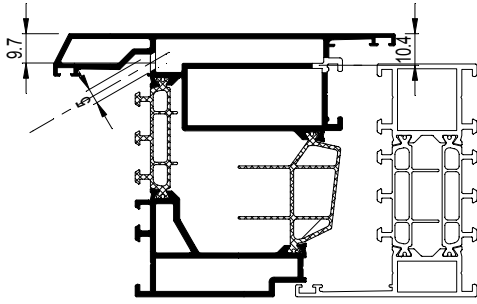


		408.0902.XX 408.0992.XX 408.0951.XX 4F8.0951.XX 508.0902.XX 508.0992.XX
		-
		095.C300.00 or 095.E000.00 or 095.E010.00
		-
		-

\*\* niet met 097.0381.00 / ne pas avec 097.0381.00 / not with 097.0381.00 / nicht mit 097.0381.00

		408.0912.XX 408.0951.XX 508.0912.XX 4F8.0951.XX
		-
		095.C300.00
		-
		-

\*\* niet met 097.0381.00 / ne pas avec 097.0381.00 / not with 097.0381.00 / nicht mit 097.0381.00



	-	408.0951.XX 4F8.0951.XX
	095.C300.00 or 095.E000.00 or 095.E010.00	
	095.B300.00	
	-	

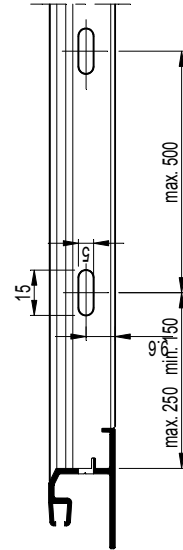
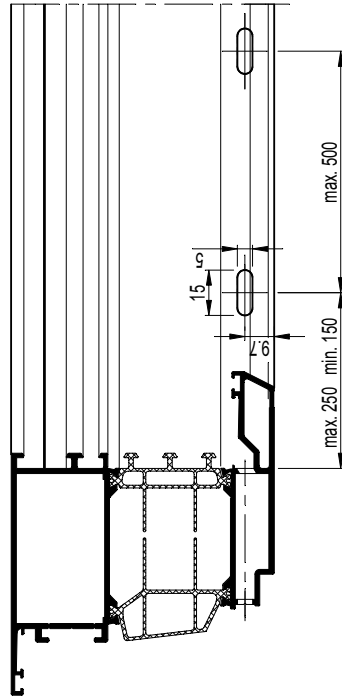
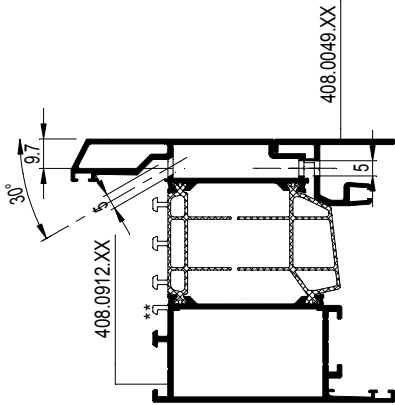
\*\* niet met 097.0381.00 / ne pas avec 097.0381.00 / not with 097.0381.00 / nicht mit 097.0381.00

# MASTERLINE 8

Deco

ONTWATERING VLEUGEL RAMEN NAAR BUITENDRAAIEND  
DRAINAGE OUVRANT FENETRES OUVRANT VERS L'EXTERIEUR  
DRAINAGE VENT OUTWARD OPENING WINDOWS  
ENTWAESSERUNG FLUEGEL FENSTER NACH AUSSEN OEFFNEND





	408.0912.XX
	-
	095.C300.00
	-
	-

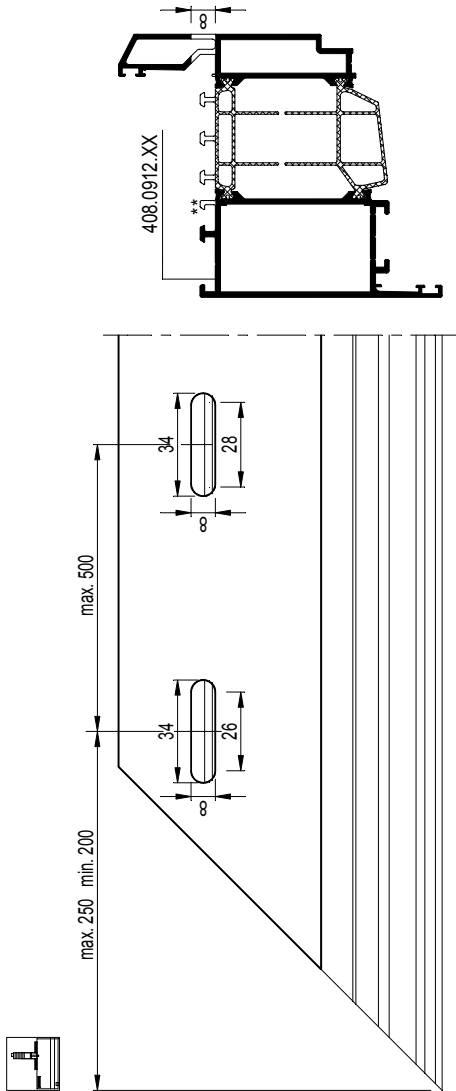
\*\* niet met 097.0381.00 / ne pas avec 097.0381.00 / not with 097.0381.00 / nicht mit 097.0381.00

	408.0049.XX
	-
	095.B300.00
	-
	-

# MASTERLINE 8

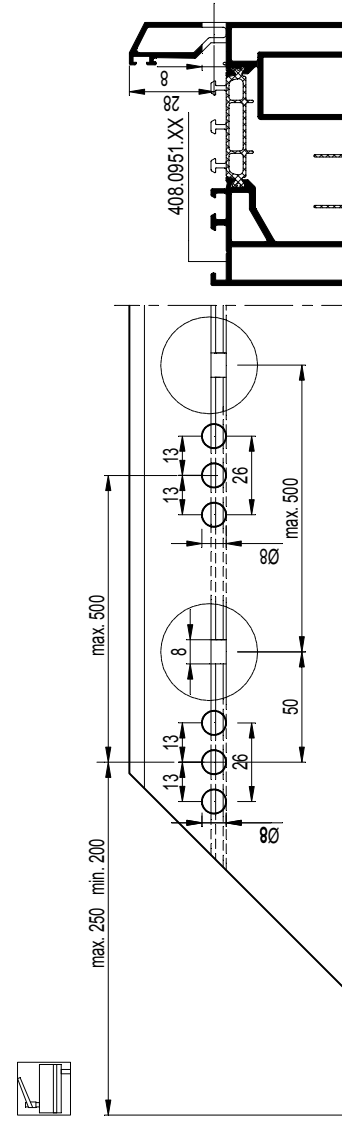
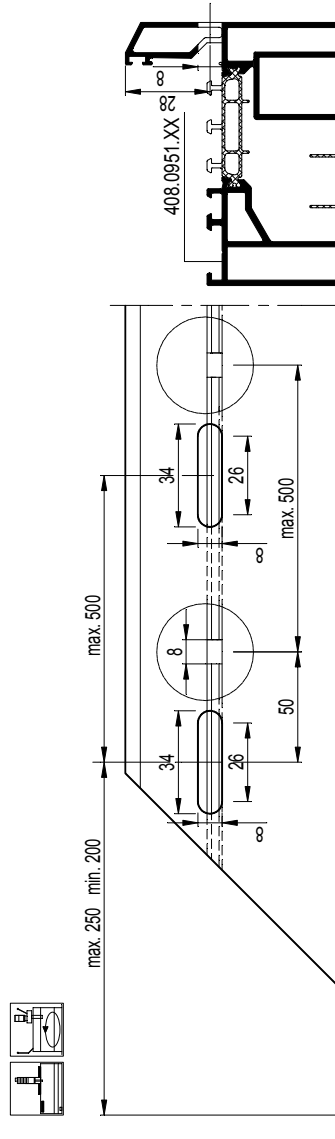
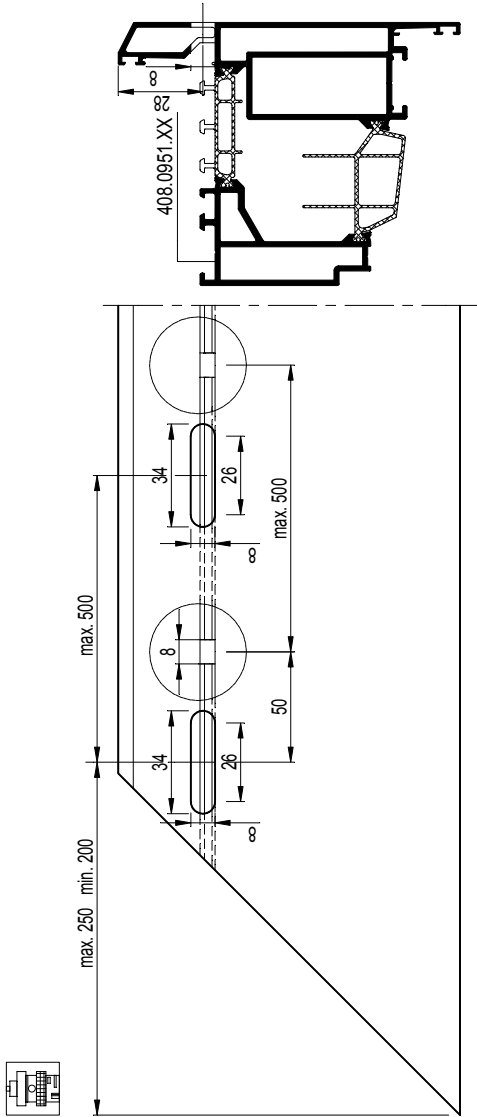
Deco

ONTWATERING RAAMDEUREN NAAR BINNENDRAAIEND  
 DRAINAGE PORTES-FENETRES OUVRANT VERS L'INT.  
 DRAINAGE WINDOW-DOORS INWARD OPENING  
 ENTWASSERUNG FENSTERTUEREN NACH INNEN OEFFNEND



		408.0912.XX
	-	095.C300.00 or 095.E000.00 or 095.E010.00
	-	-
	-	-

\*\* niet met 097.0381.00 / ne pas avec 097.0381.00 / not with 097.0381.00 / nicht mit 097.0381.00



408.0951.XX  
 4F8.0951.XX  
 508.0951.XX  
 5F8.0951.XX

097.0183.00 + 097.0381.00

197.B600.00

095.C300.00 or 095.E000.00 or  
 095.E010.00

095.B300.00

097.0211.00 + 097.0381.00

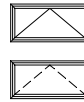
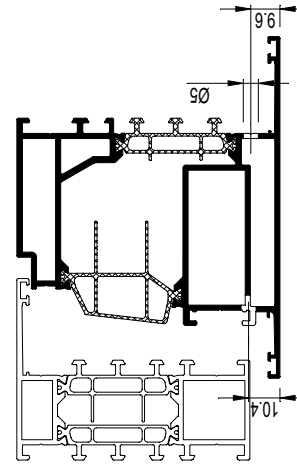
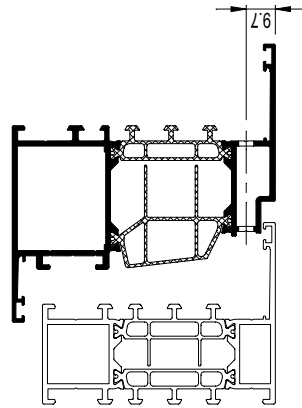
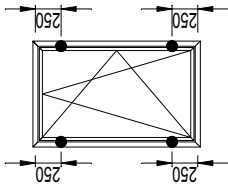
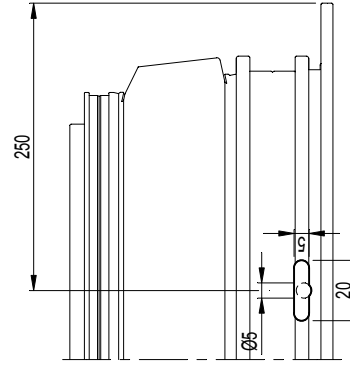
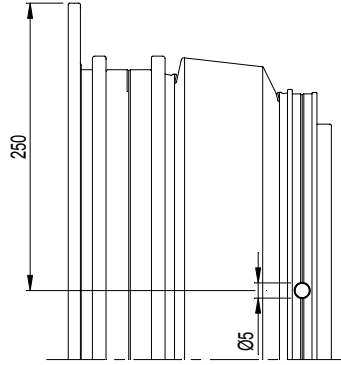
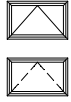


# MASTERLINE 8

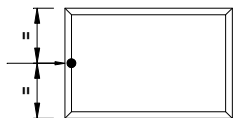
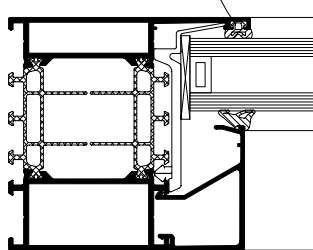
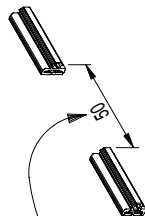
Deco

ONTWATERING RAAMDEUREN NAAR BUITENDRAAIEND  
DRAINAGE PORTES-FENETRES OUVRANT VERS L'EXT.  
DRAINAGE WINDOW-DOORS OUTWARD OPENING  
ENTWAESSERUNG FENSTERTUEREN NACH AUSSEN OEFFNEND





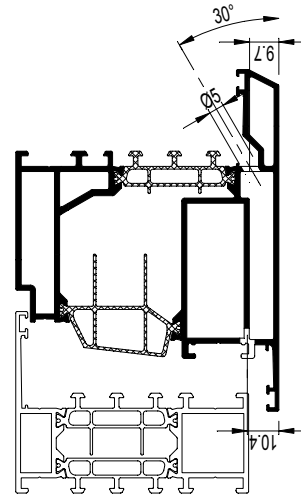
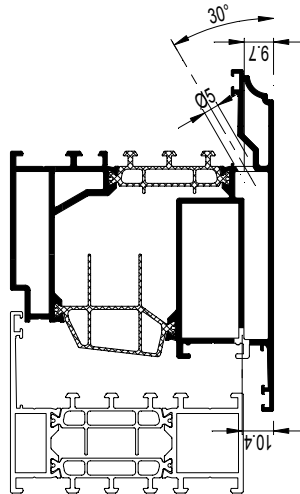
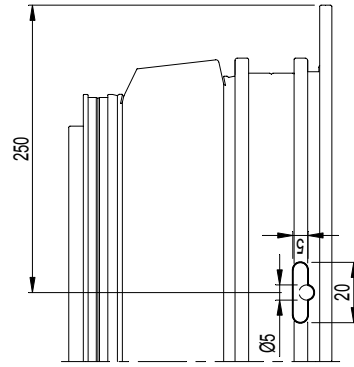
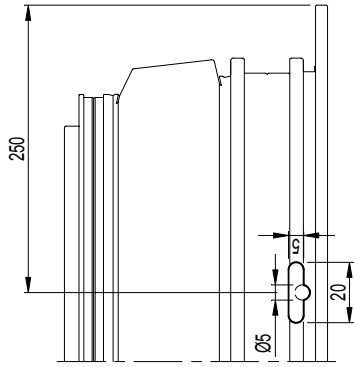
DECOMPRESSIE RAAMDEUR -> NIET NODIG  
DECOMPRESSION PORTE-FENETRES -> NE PAS NÉCESSAIRE  
DECOMPRESSION WINDOW-DOORS -> NOT NECESSARY  
DEKOMPRESSIE FENESTERTUENEN -> NICHT ANWENDBAR

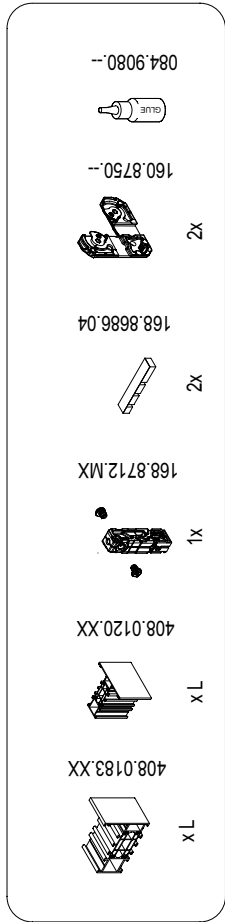


# MASTERLINE 8

General

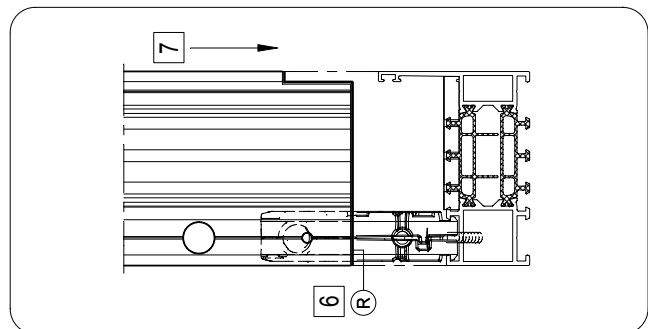
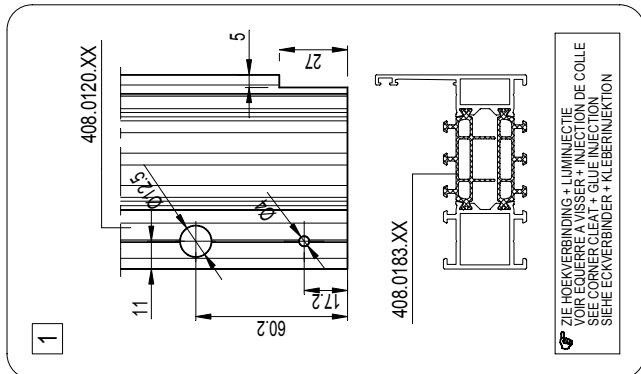
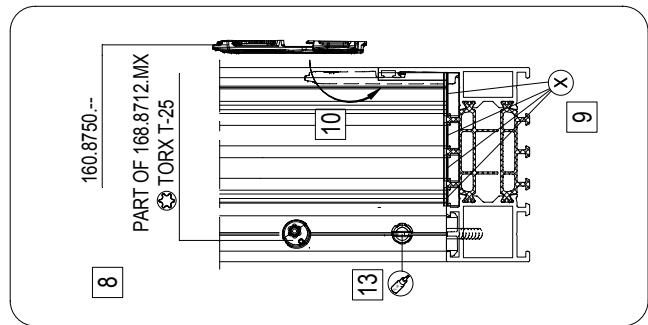
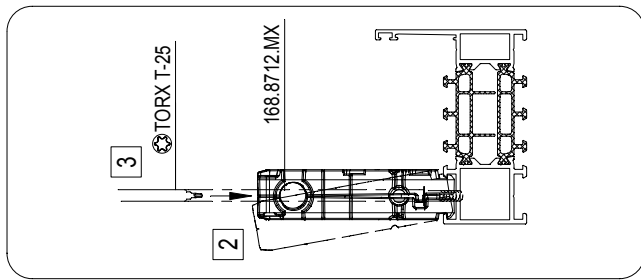
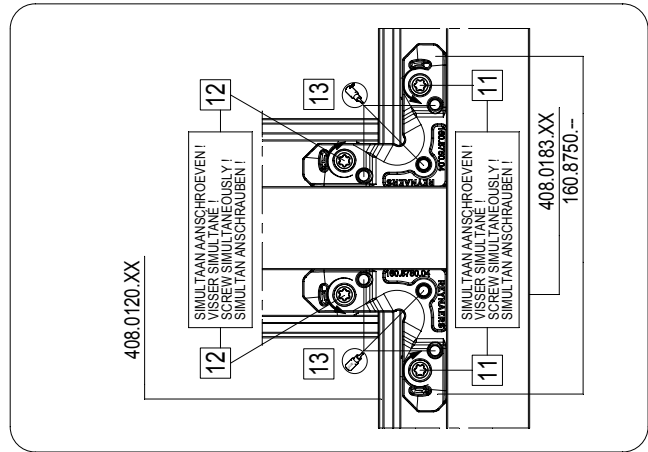
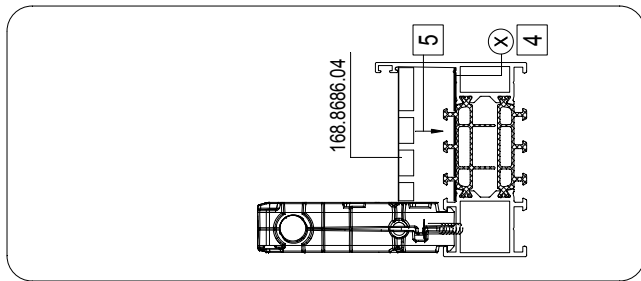
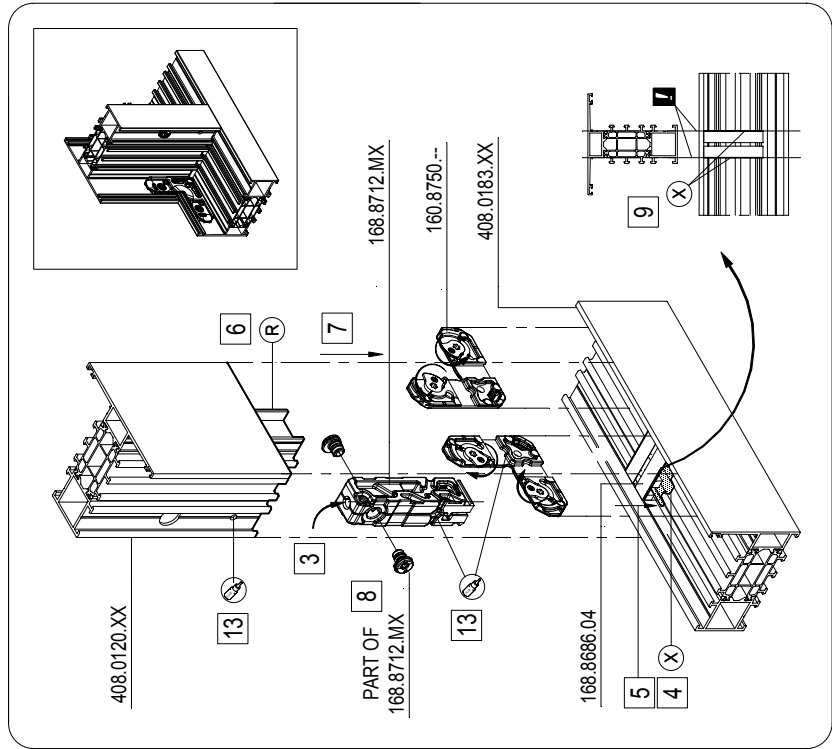
DECOMPRESSIE  
DECOMPRESSION  
DECOMPRESSION  
DEKOMPRESSIE





(X)	DICHTINGSMIDDEL MATIERE D'ETANCHEITE SEALING AGENT ABDICHTUNG
(R)	REYNAPROTECTOR REYNAPROTECTOR REYNAPROTECTOR REYNAPROTECTOR

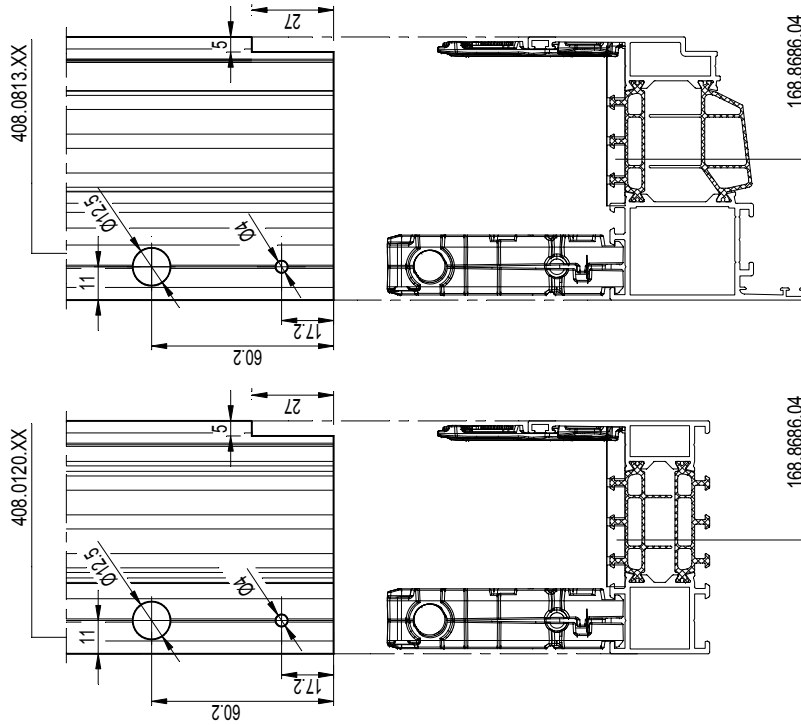
800kg	Max. draaggewicht per set 800kg Poids de portée maximale par set 800kg Maximal bearing weight per set 800kg Maximales Traggewicht pro Satz 800kg
250kg	Max. draaggewicht per set 250kg Poids de portée maximale par set 250kg Maximal bearing weight per set 250kg Maximales Traggewicht pro Satz 250kg



# MASTERLINE 8

General

T-VERBINDER MET SCHROEF EN/OF NAGEL  
 JUNCTION-T AVEC VIS ET/OU CHEVILLE  
 T-BRACKET WITH SCREW AND/OR DRIVE PIN  
 T-VERBINDER MIT SCHRAUBE UND/ODER STIFT



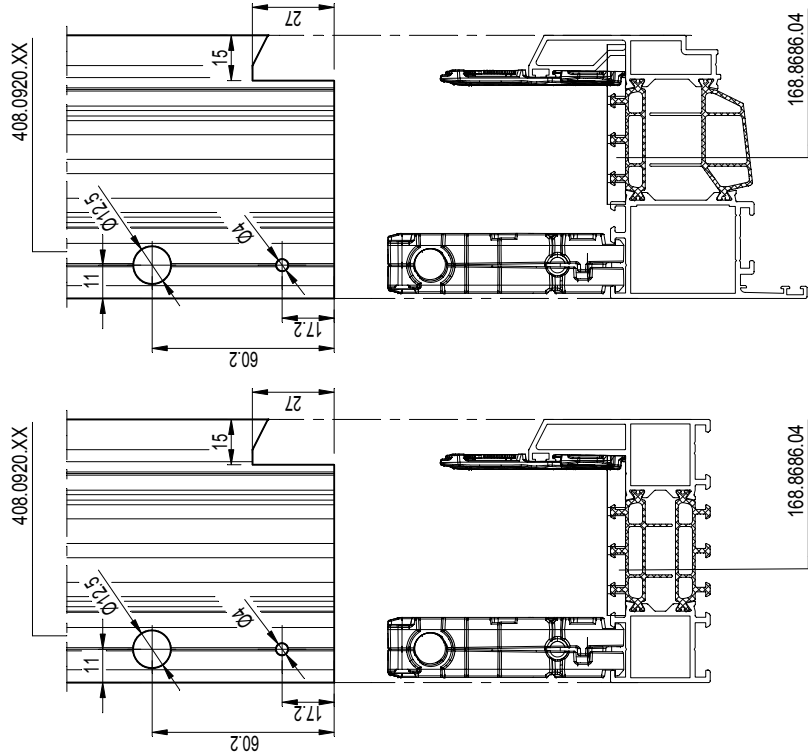
	408.0854.XX 508.0854.XX 408.0855.XX 508.0855.XX 408.0856.XX 508.0856.XX 4F8.0123.XX
	408.0850.XX 4F8.0850.XX 508.0850.XX 408.0116.XX 4F8.0116.XX 508.0116.XX 5F8.0016.XX 408.0851.XX 508.0851.XX 408.0852.XX 4F8.0852.XX 508.0852.XX 408.0853.XX 508.0853.XX
	408.0813.XX 508.0813.XX 408.0820.XX 508.0820.XX 408.0814.XX 508.0814.XX
	408.0113.XX 508.0113.XX 408.0114.XX 508.0114.XX 408.0120.XX 508.0120.XX 408.0165.XX 508.0165.XX
	097.0183.00 197.B600.00 + 095.AFK6.00
	095.C300.00 or 095.E000.00 or 095.E010.00
	097.0205.00 + 095.AKF6.00

MONTAGEVOLGORDE L'ORDRE DE MONTAGE THE ORDER OF ASSEMBLY MONTAGEREIHENFOLGE	1 2 3
--	-------

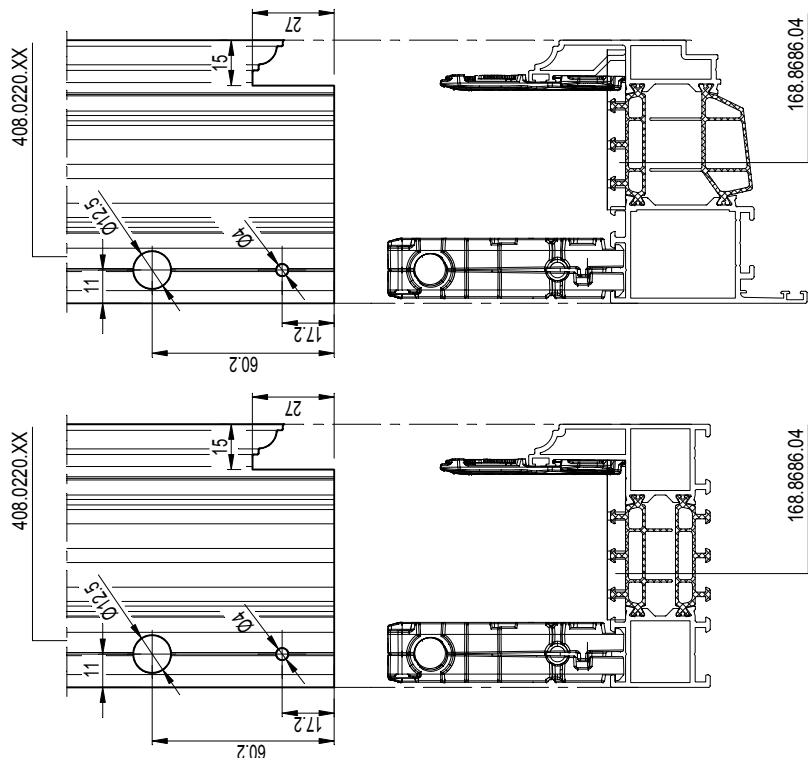
BIJKOMENDE INFO VOORBEREIDING/VERWERKING -> RAADPLEEG HOOFDSTUK B1  
 INFO COMPLÉMENTAIRE PRÉPARATION/USINAGE -> CONSULTEZ CHAPITRE B1  
 ADDITIONAL INFO PREPARATION/PROCESSING -> CONSULT CHAPTER B1  
 ZUSÄTZLICHE INFO VORBEREITUNG/VERARBEITUNG -> SIEHE KAPITEL B1



	097.0183.00 197.B600.00	+ 095.AFK6.00 095.B130.00	408.0913.XX 508.0913.XX 408.0920.XX 508.0920.XX
	095.C300.00 or 095.E010.00	+ 095.E000.00 or + 095.C328.00	
	097.0205.00	+ 095.AKF6.00 095.B130.00	



	097.0183.00 197.B600.00	+ 095.AFK6.00 095.B129.00	408.0213.XX 508.0213.XX 408.0220.XX 508.0220.XX
	095.C300.00 or 095.E010.00	+ 095.E000.00 or + 095.C327.00	
	097.0205.00	+ 095.AKF6.00 095.B129.00	



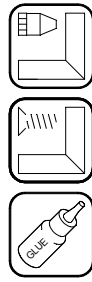
# MASTERLINE 8

Renaissance Deco

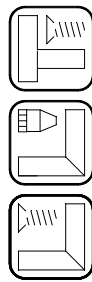
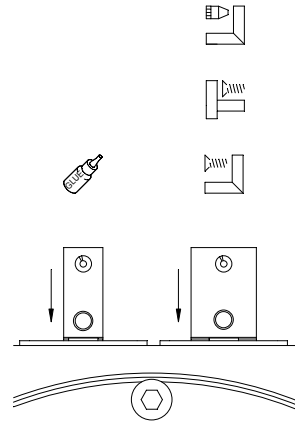
T-VERBINDER MET SCHROEF EN/OF NAGEL  
JONCTION-T AVEC VIS ET/OU CHEVILLE  
T-BRACKET WITH SCREW AND/OR DRIVE PIN  
T-VERBINDER MIT SCHRAUBE UND/ODER STIFT



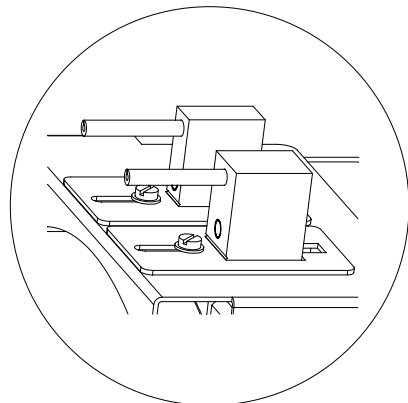
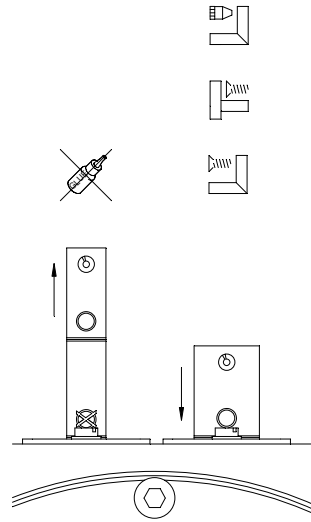
ALGEMEENPRINCIPE  
 GENERAL PRINCIPLE  
 ALLGEMEIN PRINZIP



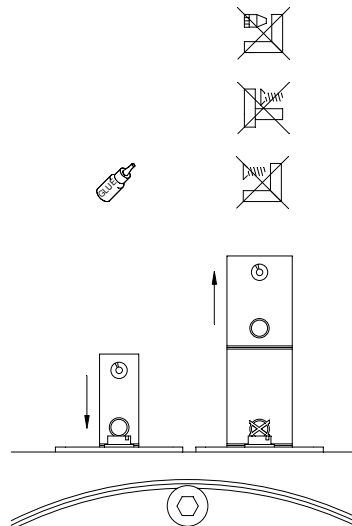
A + B



B



A

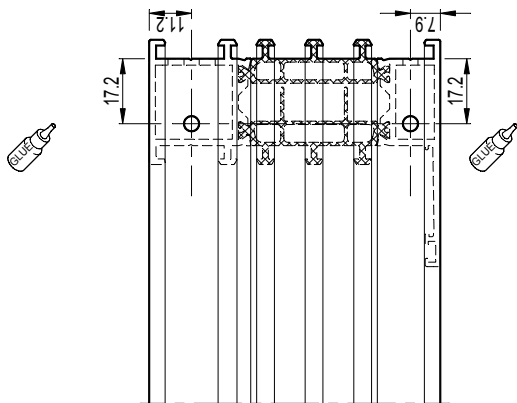
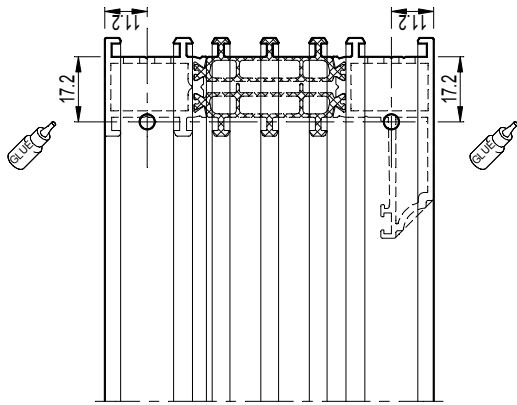
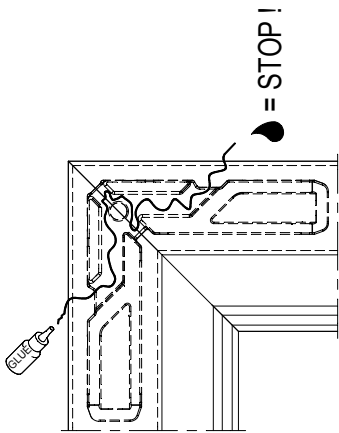


F





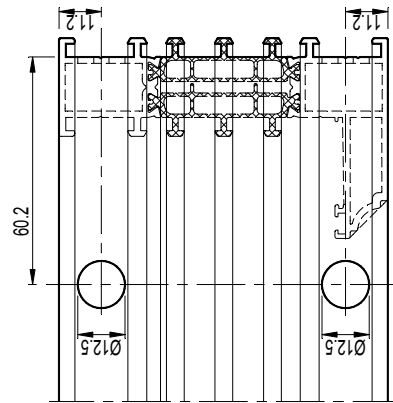

LIJMINJECTIE NA VERBINDING  
 INJECTION DE COLLE APRES LA CONNEXION  
 GLUE INJECTION AFTER CONNECTION  
 KLEBERINJEKTION NACH DEM ANSCHLUSS



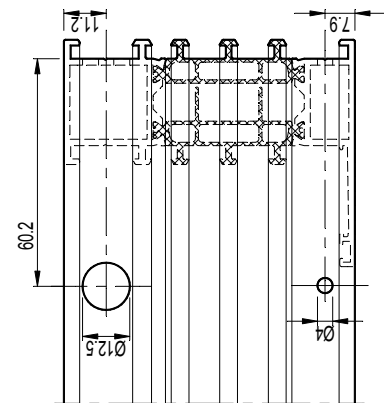
A



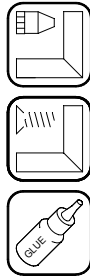
A + B



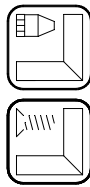
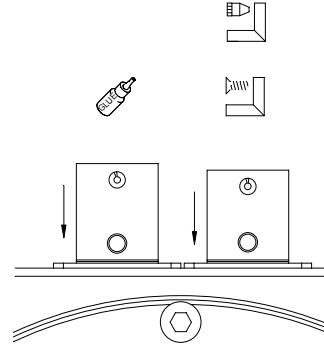
B



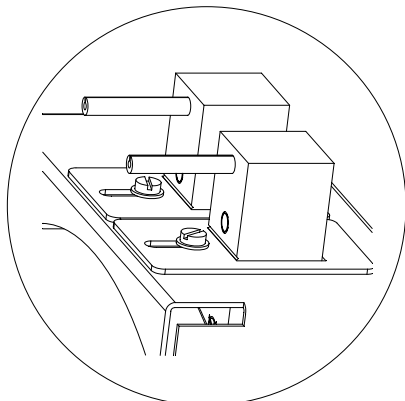
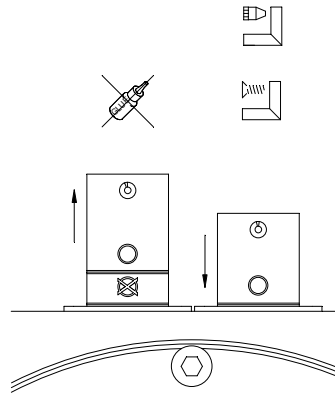
ALGEMEENPRINCIPE  
 GENERAL PRINCIPLE  
 GENERAL PRINCIPLE  
 ALLGEMEIN PRINZIP



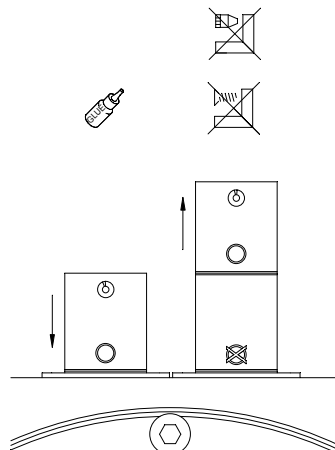
A + B



B

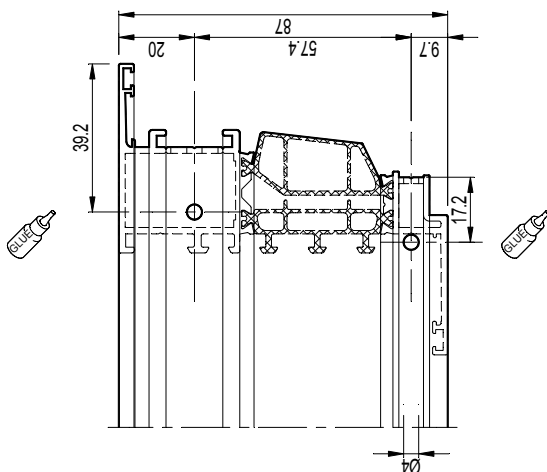
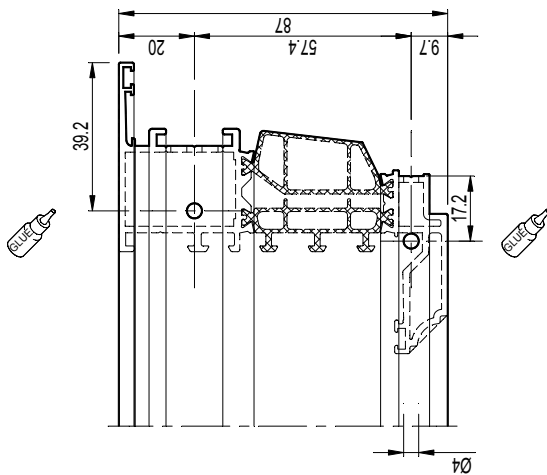
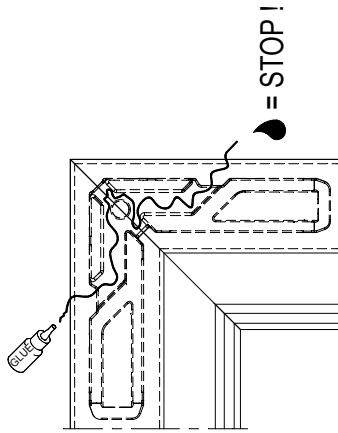


A

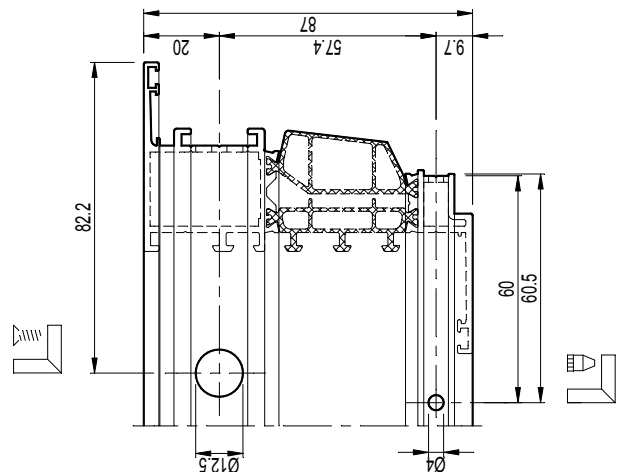
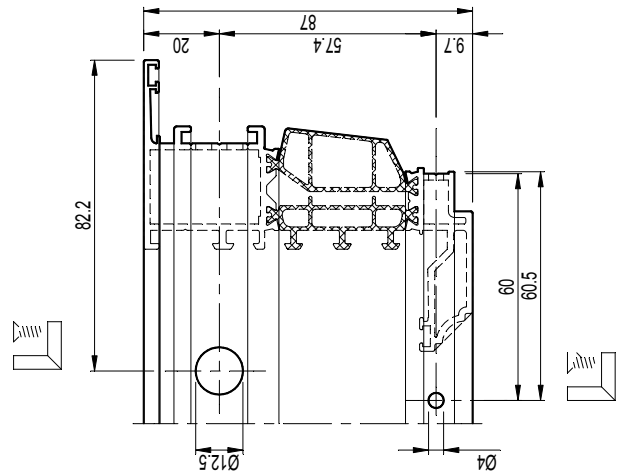
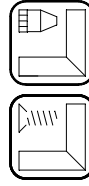




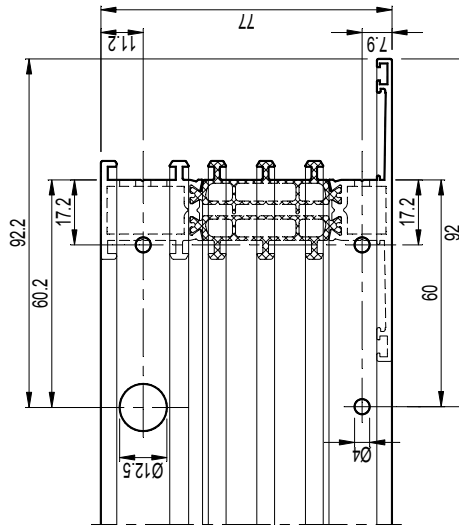
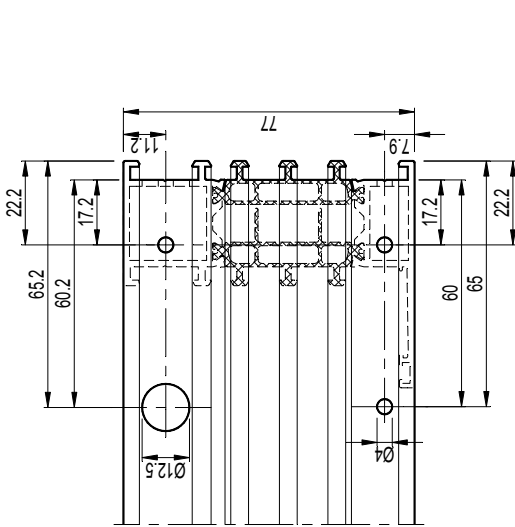
LIJMINJECTIE NA VERBINDING  
 INJECTION DE COLLE APRES LA CONNEXION  
 GLUE INJECTION AFTER CONNECTION  
 KLEBERINJEKTION NACH DEM ANSCHLUSS



A



B



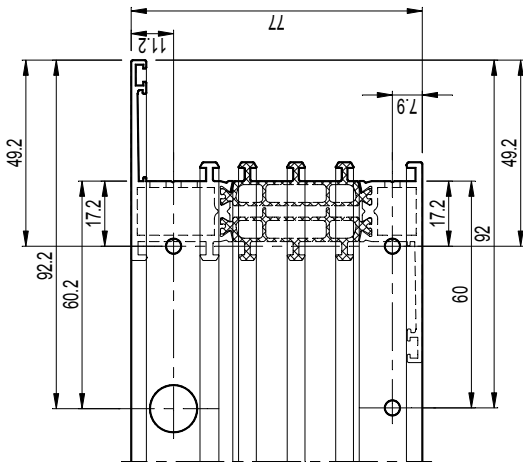
		408.0890.XX 408.0892.XX 408.0894.XX 408.0896.XX 4F8.0891.XX 508.0890.XX 508.0892.XX 508.0894.XX 508.0896.XX 5F8.0896.XX
		408.0136.XX 408.0183.XX 408.0160.XX 408.0125.XX 408.0142.XX 4F8.0142.XX 408.0140.XX 508.0136.XX 508.0183.XX 508.0160.XX 508.0125.XX 508.0142.XX 5F8.0142.XX 508.0140.XX
	097.0183.00 + 197.B600.00	
	095.C300.00 or 095.E000.00 or 095.E010.00	
	097.0205.00	

		508.0113.XX 508.0120.XX 508.0165.XX 508.0114.XX 508.0123.XX 5F8.0123.XX 508.0116.XX 5F8.0116.XX 508.0850.XX 508.0850.XX 5K8.0850.XX 508.0851.XX 5K8.0851.XX 508.0852.XX 5K8.0852.XX 508.0853.XX 5K8.0853.XX 508.0854.XX 5K8.0854.XX 508.0855.XX 5K8.0855.XX 508.0856.XX 5K8.0856.XX 508.0813.XX 508.0820.XX 508.0814.XX
		408.0113.XX 408.0120.XX 408.0165.XX 408.0114.XX 408.0123.XX 4F8.0123.XX 408.0116.XX 4F8.0116.XX 408.0850.XX 408.0850.XX 4K8.0850.XX 408.0851.XX 4K8.0851.XX 408.0852.XX 4K8.0852.XX 408.0853.XX 4K8.0853.XX 408.0854.XX 4K8.0854.XX 408.0855.XX 4K8.0855.XX 408.0856.XX 4K8.0856.XX 408.0813.XX 408.0820.XX 408.0814.XX
	097.0183.00 + 197.B600.00	
	095.C300.00 or 095.E000.00 or 095.E010.00	
	097.0205.00	

# MASTERLINE 8

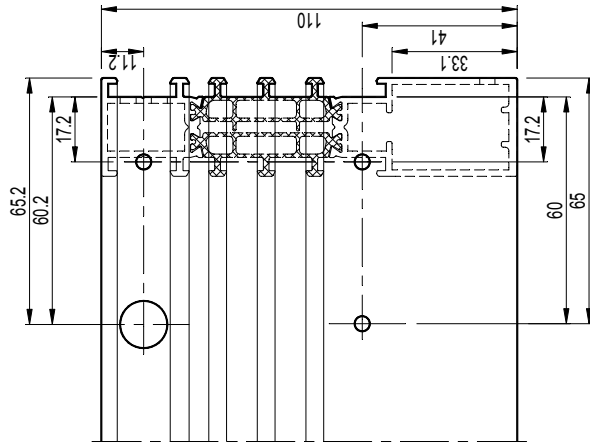
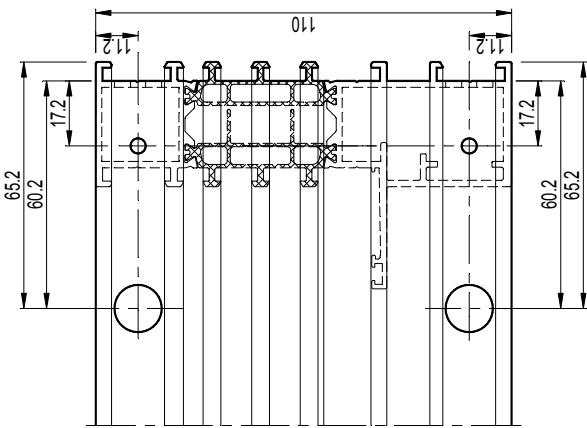
Functional

LIJMINJECTIE + HOEKVERBINDING  
 INJECTION DE COLLE + EQUERRE A VISSER  
 GLUE INJECTION + CORNER CLEAT  
 KLEBERINJEKTION + ECKVERBINDER



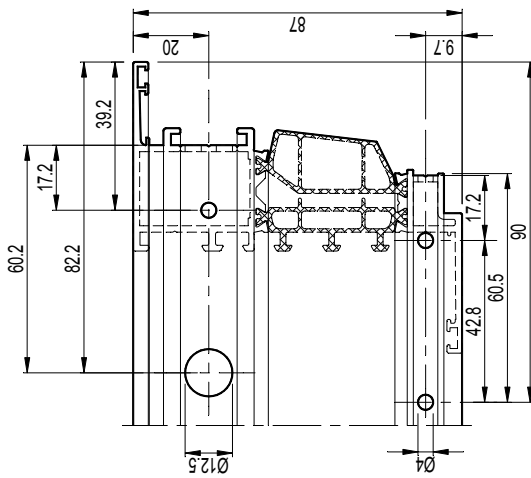
		408.0442.XX 408.0443.XX 408.0444.XX 508.0442.XX 508.0443.XX 508.0444.XX
		097.0183.00 + 197.B600.00
		095.C300.00 or 095.E000.00 or 095.E010.00
		097.0205.00

LIJMINJECTIE NA VERBINDING  
 INJECTION DE COLLE APRES LA CONNEXION  
 GLUE INJECTION AFTER CONNECTION  
 KLEBERINJEKTION NACH DEM ANSCHLUSS



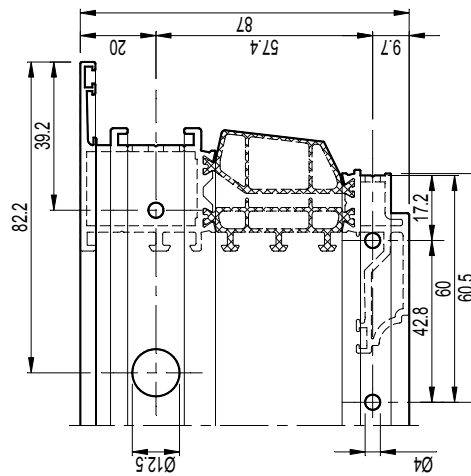
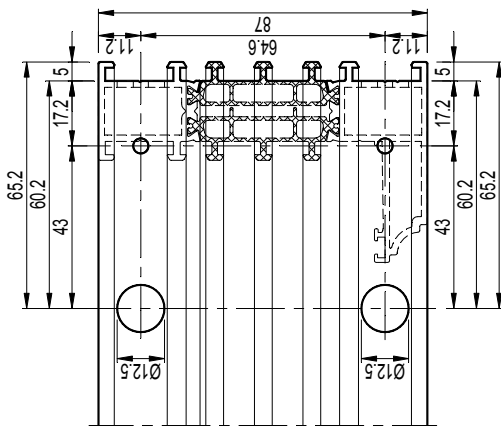
		408.8110.XX	-
		408.8130.XX	
		408.8139.XX	
		408.8155.XX	
		508.8110.XX	095.C300.00 or 095.E000.00 or 095.E010.00
		508.8130.XX	
		508.8139.XX	
		508.8155.XX	097.0205.00

		408.0170.XX	-
		408.0171.XX	
		408.0172.XX	
		408.0173.XX	
		408.0174.XX	095.C300.00 or 095.E000.00 or 095.E010.00
		508.0170.XX	
		508.0171.XX	
		508.0172.XX	097.0205.00
		508.0173.XX	
		508.0174.XX	



		408.0102.XX	408.0192.XX	408.0112.XX	408.0051.XX	4F8.0051.XX	508.0102.XX	508.0192.XX	508.0112.XX
		097.0183.00 + 197.B700.00							
		095.C300.00 or	095.E000.00 or 095.E010.00						
		097.0210.00							

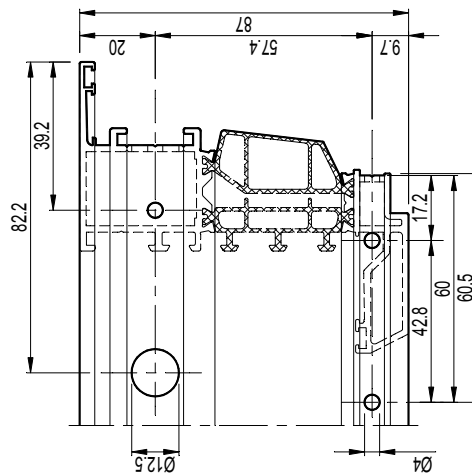
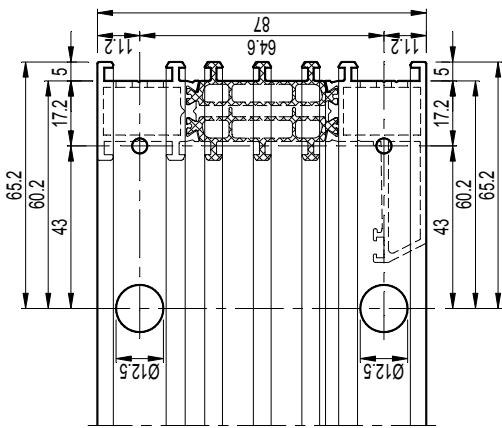
LIJMINJECTIE NA VERBINDING  
 INJECTION DE COLLE APRES LA CONNEXION  
 GLUE INJECTION AFTER CONNECTION  
 KLEBERINJEKTION NACH DEM ANSCHLUSS



		408.0236.XX 408.0283.XX 508.0236.XX 508.0283.XX
		097.0183.00 + 197.B600.00
		095.C300.00 or 095.E000.00 or 095.E010.00
		097.0205.00

		408.0202.XX 408.0292.XX 408.0212.XX 408.0251.XX 4F8.0251.XX 508.0202.XX 508.0292.XX 508.0212.XX 508.0251.XX 5F8.0251.XX
		097.0183.00 + 197.B700.00
		095.C300.00 or 095.E000.00 or 095.E010.00
		097.0210.00

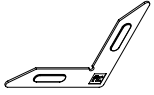




		408.0936.XX 408.0983.XX 508.0936.XX 508.0983.XX
		097.0183.00 + 197.B600.00
		095.C300.00 or 095.E000.00 or 095.E010.00
		097.0205.00

		408.0902.XX 408.0992.XX 408.0912.XX 408.0951.XX 4F8.0951.XX 508.0902.XX 508.0992.XX 508.0992.XX 508.0912.XX 508.0951.XX 5F8.0951.XX
		097.0183.00 + 197.B700.00
		095.C300.00 or 095.E000.00 or 095.E010.00
		097.0210.00

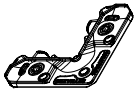
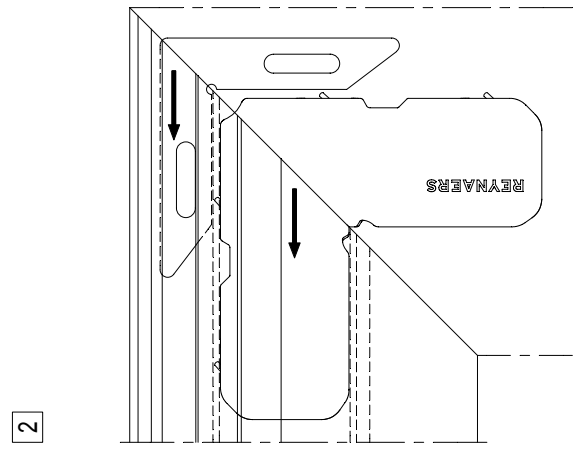
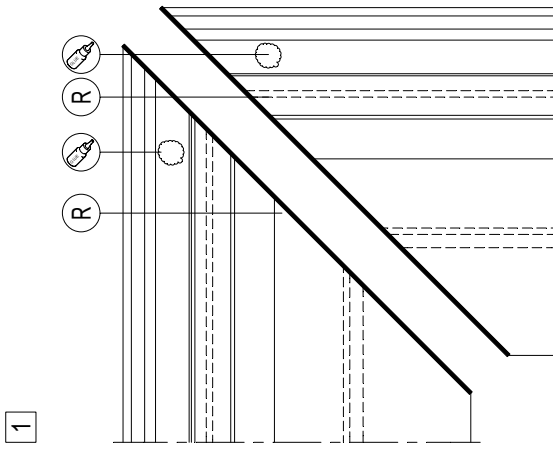
LIJMINJECTIE NA VERBINDING  
 INJECTION DE COLLE APRES LA CONNEXION  
 GLUE INJECTION AFTER CONNECTION  
 KLEBERINJEKTION NACH DEM ANSCHLUSS



### OPTIE 3 / OPTION 3

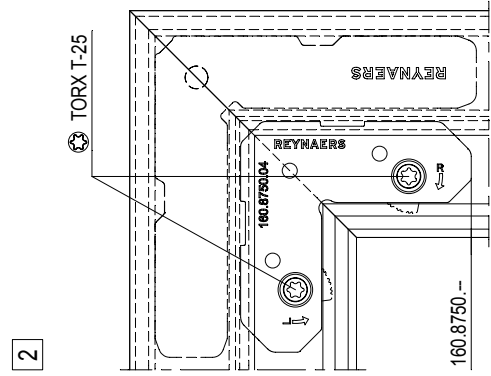
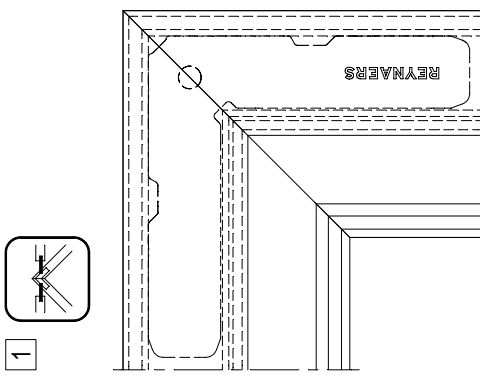
ENKEL VLEUGEL  
SEULEMENT TRAVERSE  
ONLY VENT  
NUR FLUEGEL

OPTIE 3 IN COMBINATIE MET OPTIE 1 OF OPTIE 2  
OPTION 3 COMBINE AVEC OPTION 1 OU OPTION 2  
OPTION 3 COMBINED WITH OPTION 1 OR OPTION 2  
OPTION 3 KOMBINIERT MIT OPTION 1 ODER OPTION 2



### OPTIE 2 / OPTION 2

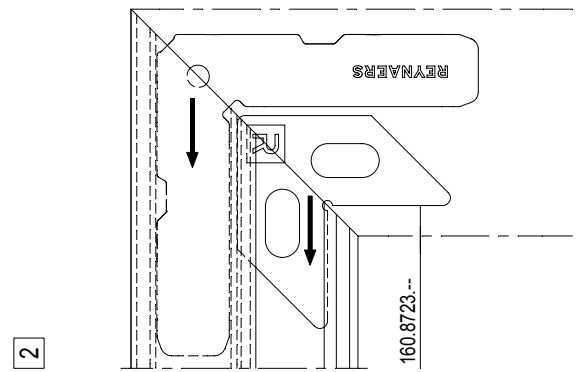
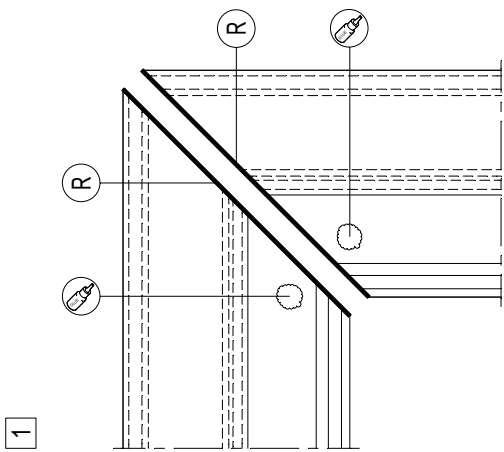
KADER / VLEUGEL / T-PROFIEL  
CADRE / OUVRANT / TRAVERSE  
FRAME / VENT / TRANSM-MULLION  
BLENDRAHMEN / FLUEGEL / SPROSSE

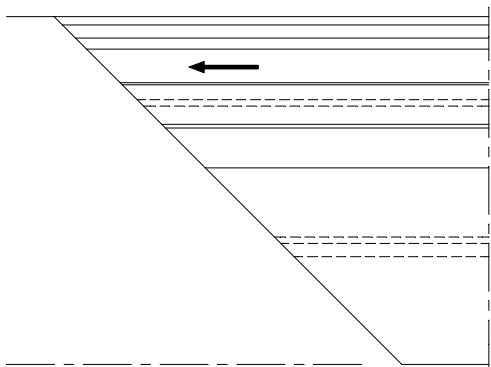


### OPTIE 1 / OPTION 1

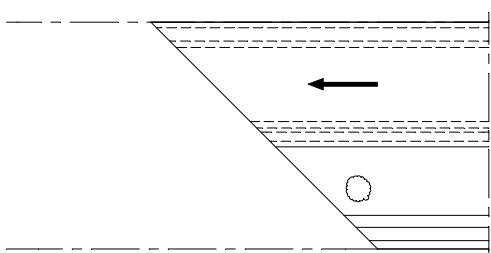
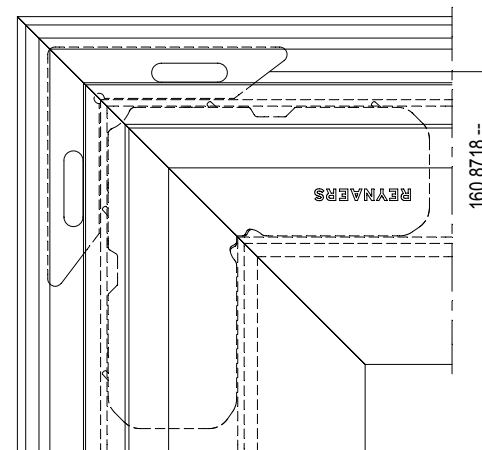
KADER / VLEUGEL / T-PROFIEL  
CADRE / OUVRANT / TRAVERSE  
FRAME / VENT / TRANSM-MULLION  
BLENDRAHMEN / FLUEGEL / SPROSSE

NOT FOR: 408.0102.XX 408.0202.XX 408.0902.XX  
508.0102.XX 508.0202.XX 508.0902.XX

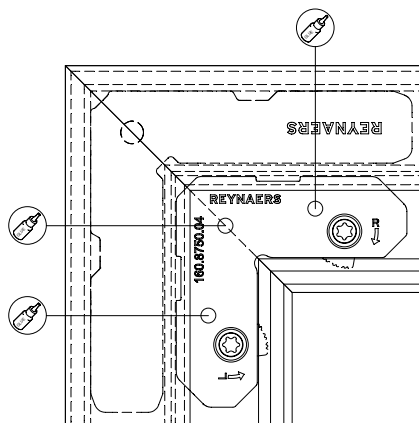
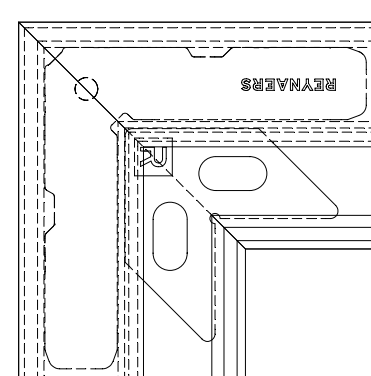




3



3



3

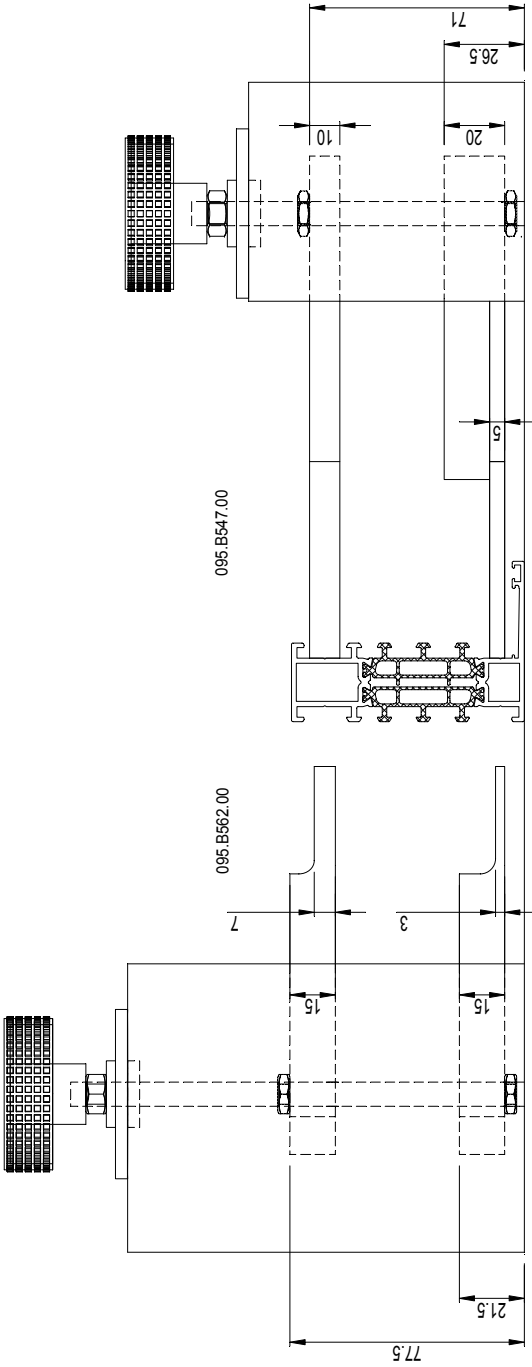
MONTAGEVOLGORDE  
L'ORDRE DE MONTAGE  
THE ORDER OF ASSEMBLY  
MONTAGEREIHENFOLGE

1 2 3

REYNAPROTECTOR  
REYNAPROTECTOR  
REYNAPROTECTOR  
REYNAPROTECTOR

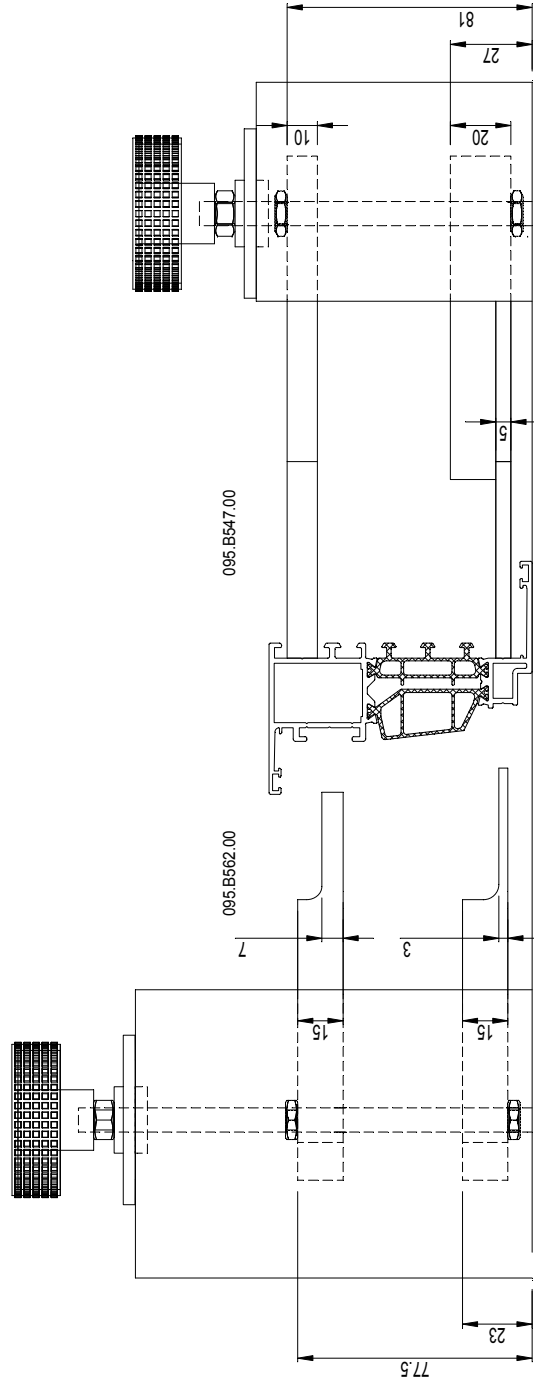
(R)

LJM  
COLLE  
GLUE  
LEIM



095.B530.00

095.B560.00



095.B530.00

095.B574.00

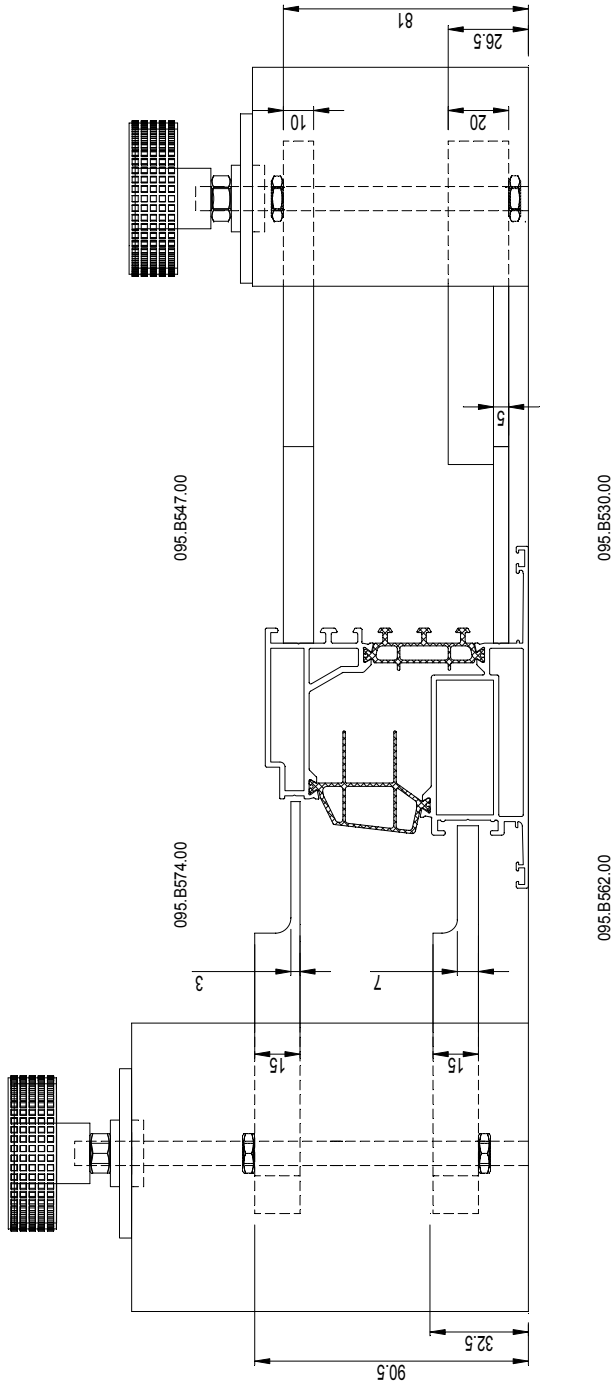
	508.0136.XX
	508.0183.XX
	508.0160.XX
	508.0125.XX
	508.0142.XX
	508.0140.XX

	508.0102.XX
	508.0192.XX
	508.0112.XX

# MASTERLINE 8

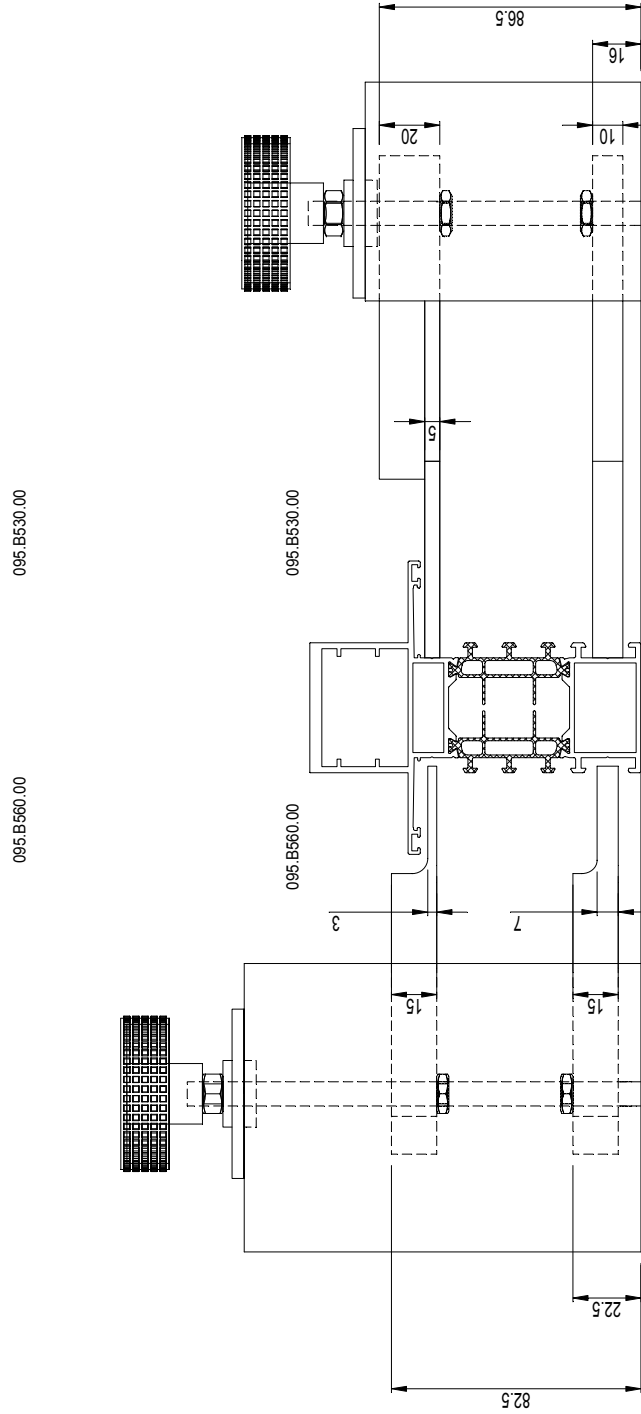
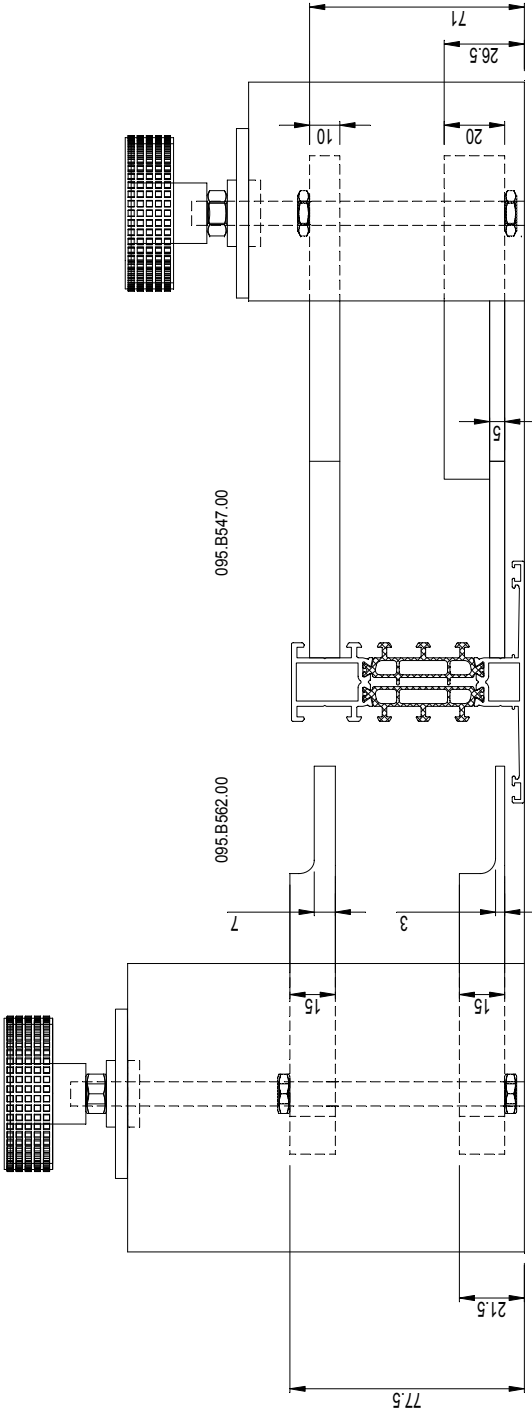
Functional

HOEKENPERS 095.B500.00  
 SERTISSEUSE 095.B500.00  
 CRIMPING MACHINE 095.B500.00  
 ECKVERBINDUNGSMASCHINE 095.B500.00



	408.0051.XX	508.0051.XX
	408.0351.XX	508.0351.XX

BIJKOMENDE INFO VOORBEREIDING/VERWERKING -> RAADPLEEG HOOFDSTUK B1  
 INFO COMPLEMENTAIRE PREPARATION/USINAGE -> CONSULTEZ CHAPITRE B1  
 ADDITIONAL INFO PREPARATION/PROCESSING -> CONSULT CHAPTER B1  
 ZUSÄTZLICHE INFO VORBEREITUNG/VERARBEITUNG -> SIEHE KAPITEL B1



	508.0113.XX
	508.0120.XX
	508.0165.XX
	508.0114.XX
	508.0123.XX

	508.0100.XX
	508.0109.XX
	508.0110.XX

# MASTERLINE 8

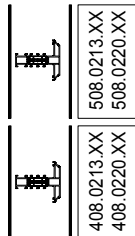
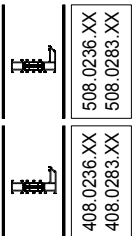
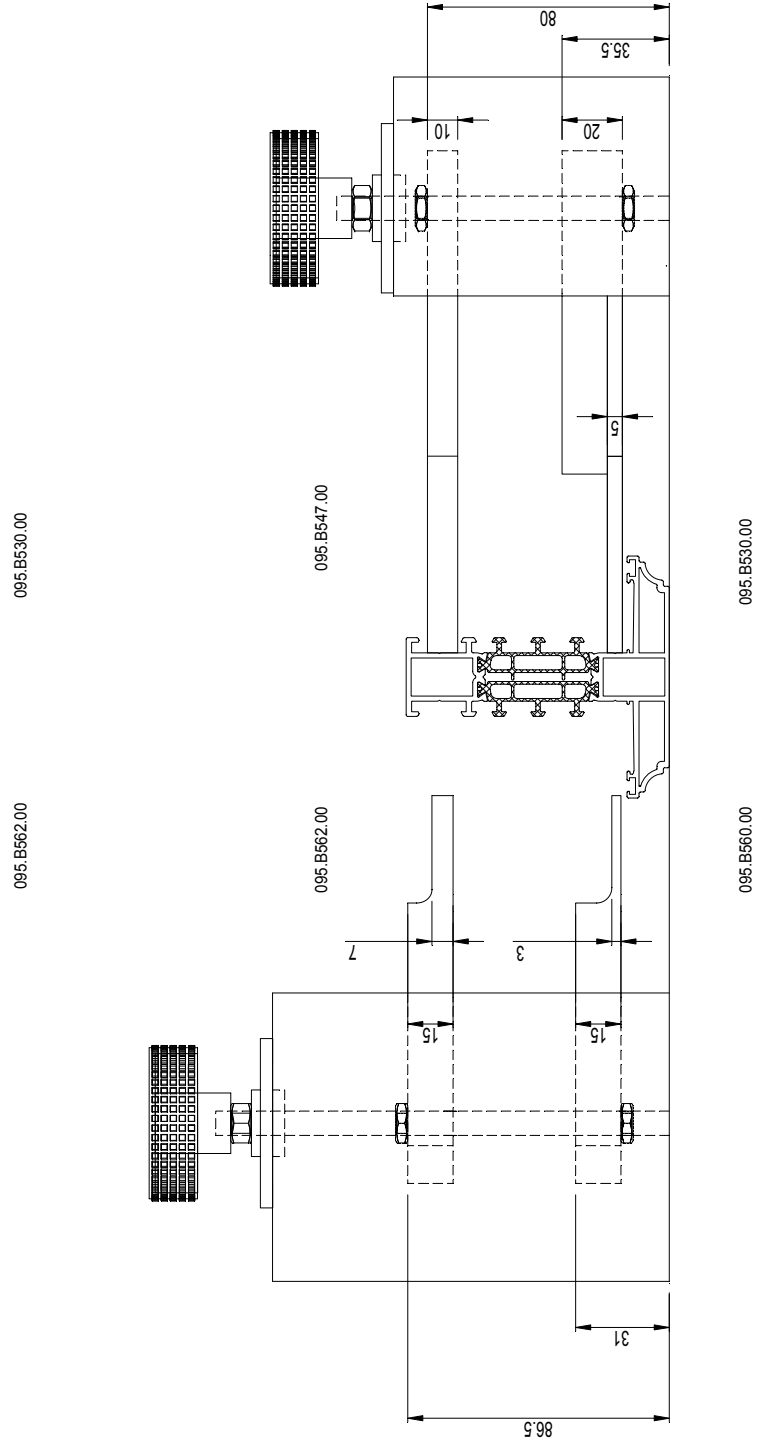
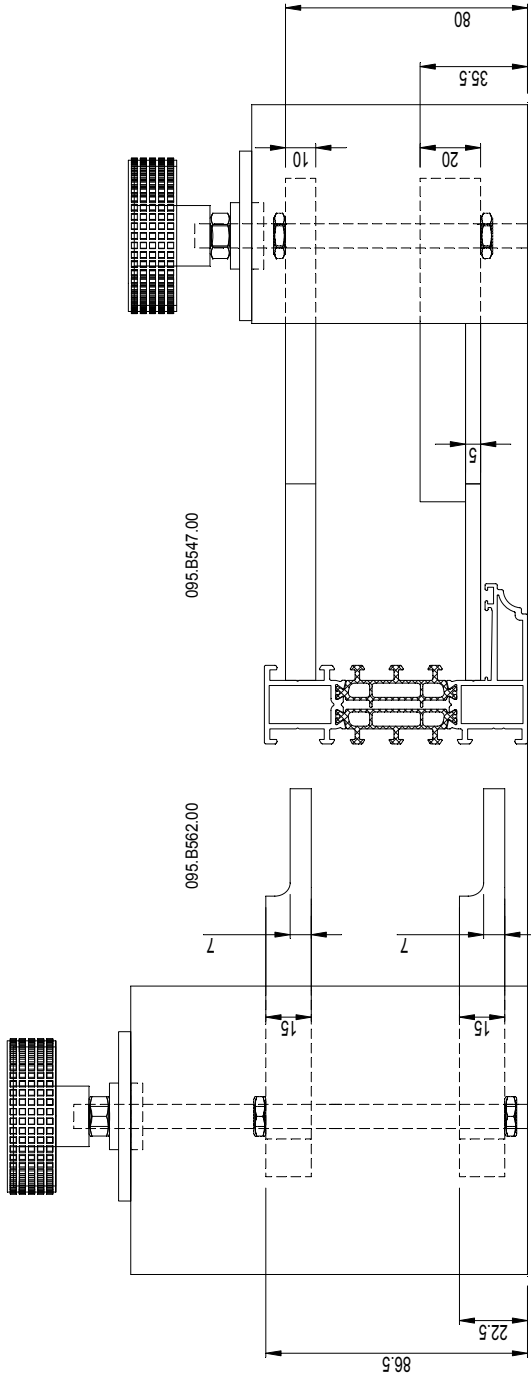
Functional

HOEKENPERS 095.B500.00  
SERTISSEUSE 095.B500.00  
CRIMPING MACHINE 095.B500.00  
ECKVERBINDUNGSMASCHINE 095.B500.00

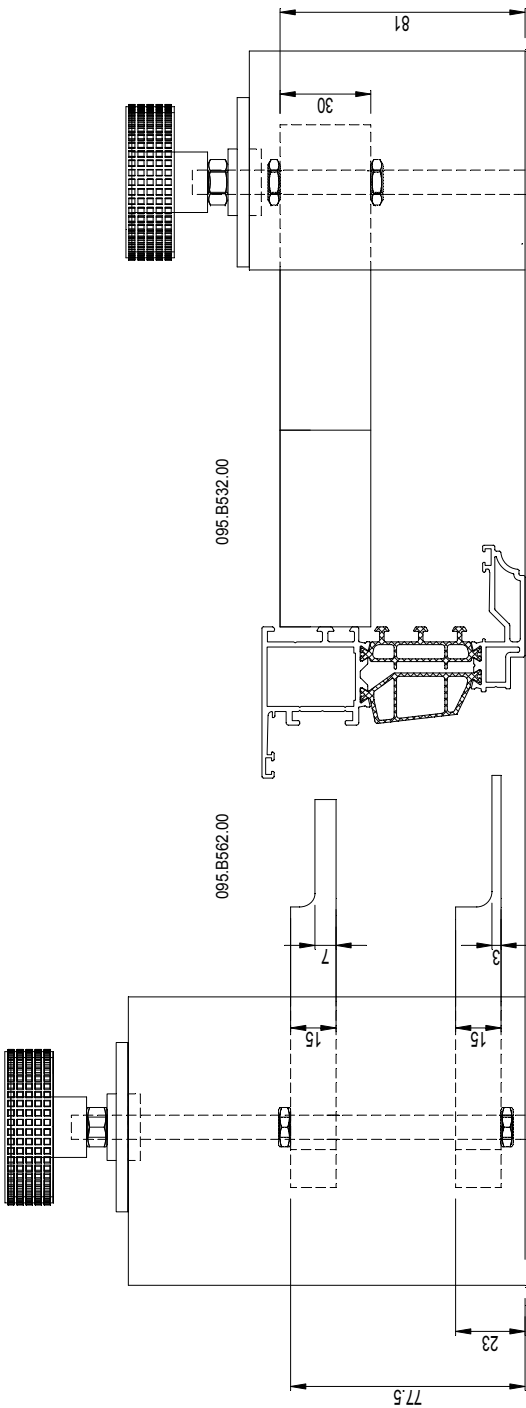


BIJKOMENDE INFO VOORBEREIDING/VERWERKING -> RAADPLEEG HOOFDSTUK B I  
INFO COMPLEMENTAIRE PREPARATION/USINAGE -> CONSULTEZ CHAPITRE B I  
ADDITIONAL INFO PREPARATION/PROCESSING -> CONSULT CHAPTER B I  
ZUSÄTZLICHE INFO VORBEREITUNG/VERARBEITUNG -> SIEHE KAPITEL B I







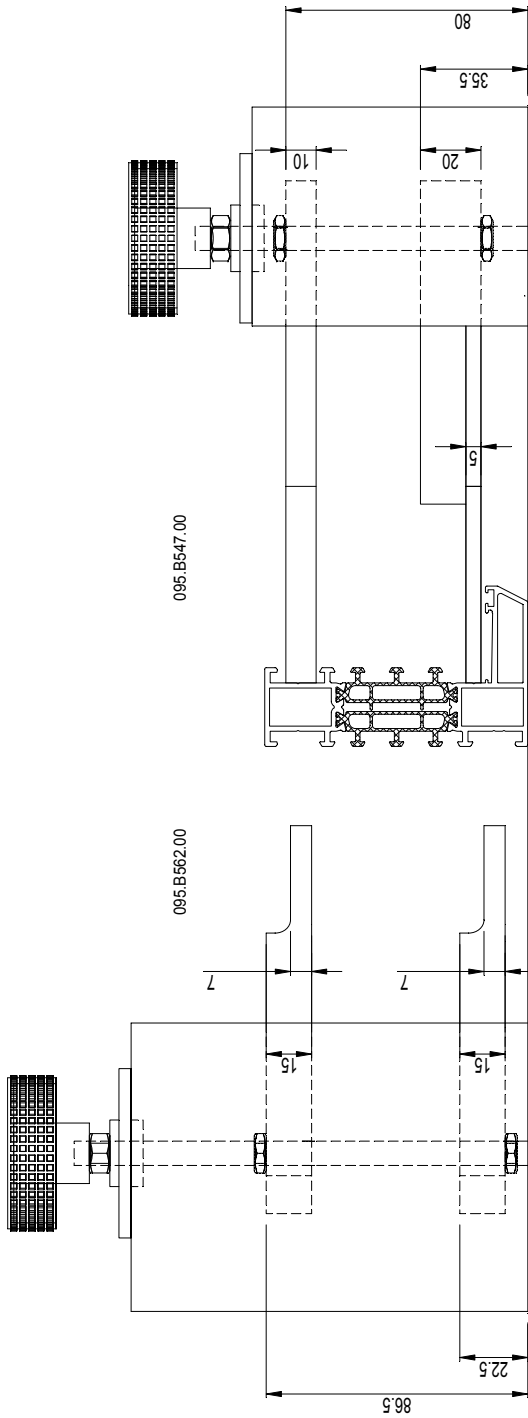


095.B574.00

	408.0202.XX
	408.0292.XX
	408.0212.XX

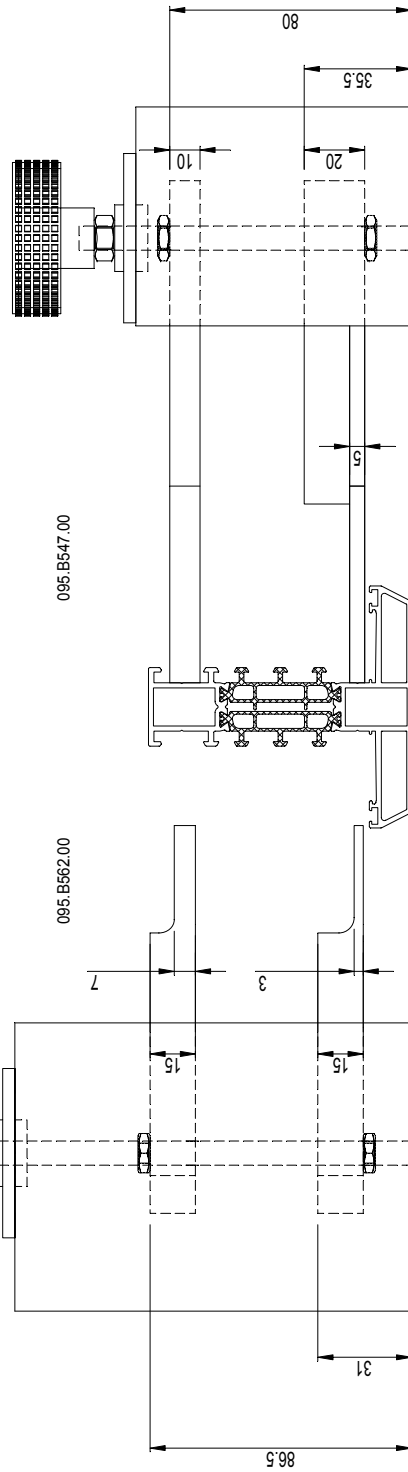
508.0202.XX
508.0292.XX
508.0212.XX

BIJKOMENDE INFO VOORBEREIDING/VERWERKING -> RAADP.LEEG HOOFDSTUK B I  
 INFO COMPLEMENTAIRE PREPARATION/USINAGE -> CONSULT.ÉZ CHAPITRE B I  
 ADDITIONAL INFO PREPARATION/PROCESSING -> CONSULT CHAPTER B I  
 ZUSÄTZLICHE INFO VORBEREITUNG/VERARBEITUNG -> SIEHE KAPITEL B I



095.B530.00

095.B560.00



095.B530.00

095.B560.00

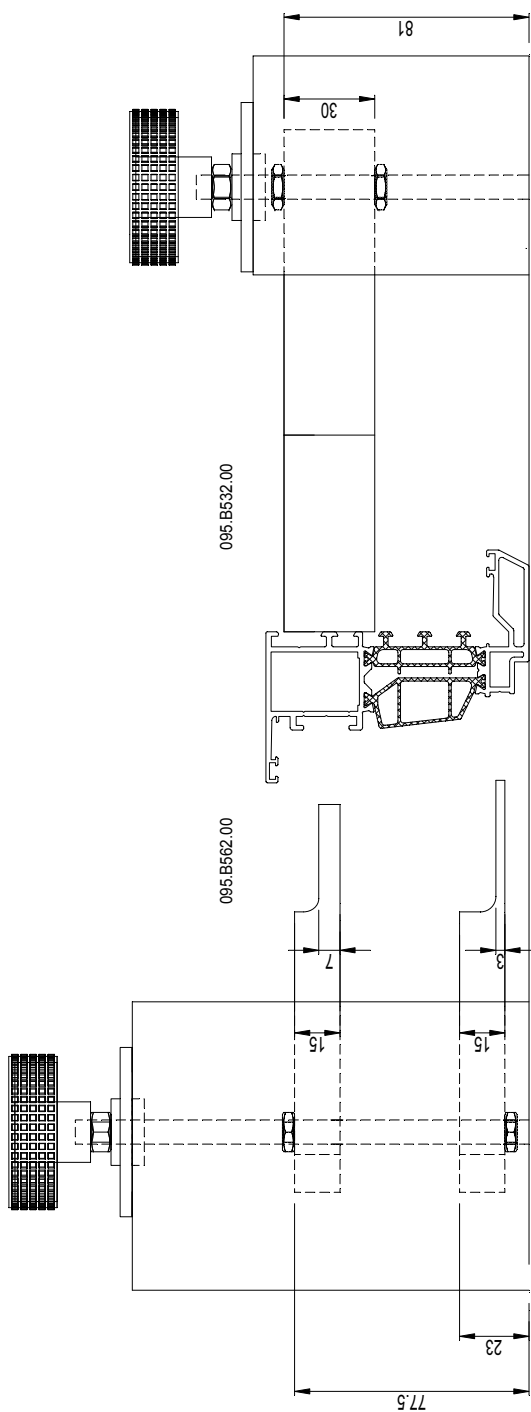
	508.0936.XX 508.0983.XX
	408.0936.XX 408.0983.XX

	508.0913.XX 508.0920.XX
	408.0913.XX 408.0920.XX

# MASTERLINE 8

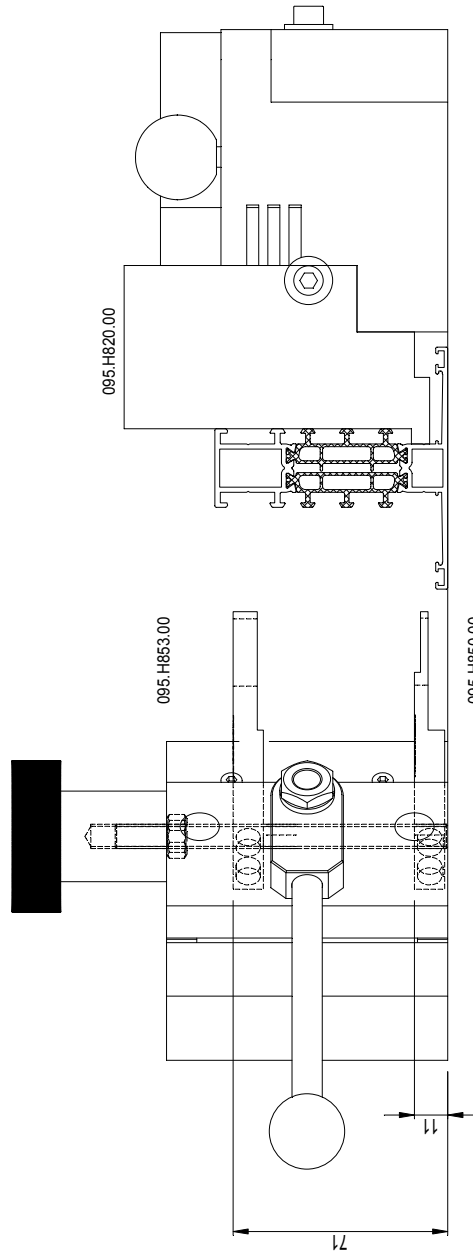
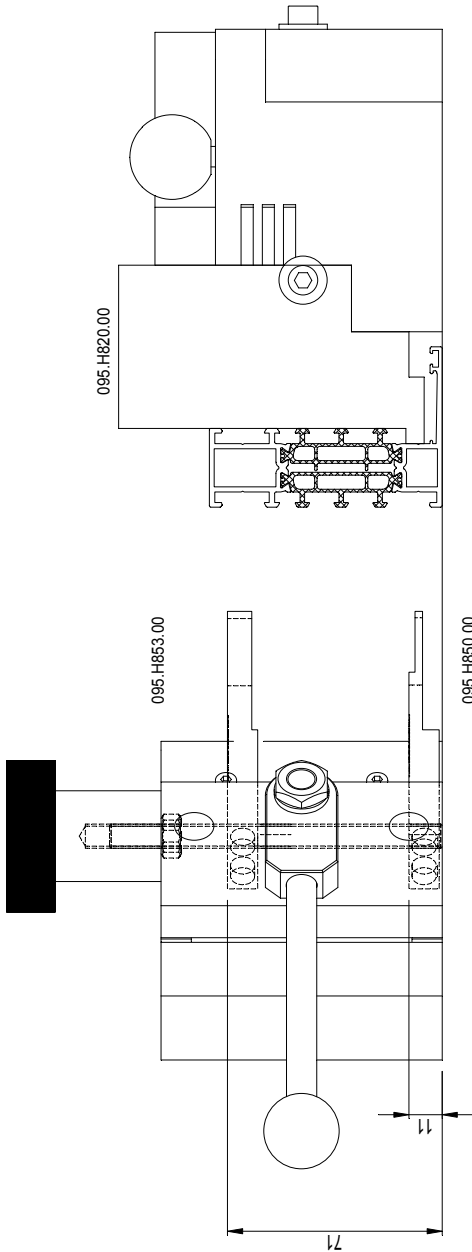
Deco

HOEKENPERS 095.B500.00  
 SERTISSEUSE 095.B500.00  
 CRIMPING MACHINE 095.B500.00  
 ECKVERBINDUNGSMASCHINE 095.B500.00



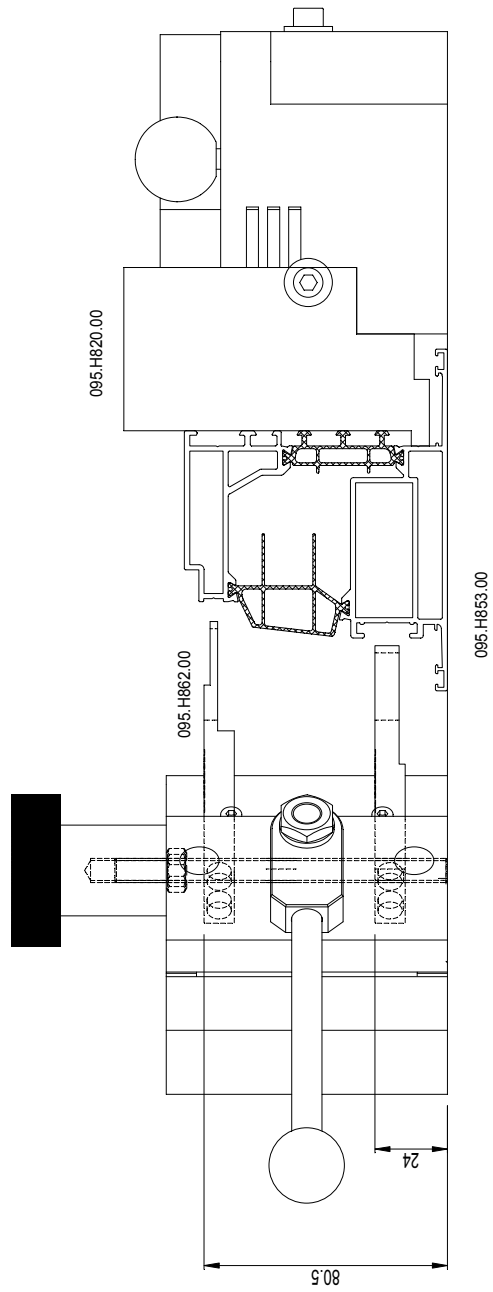
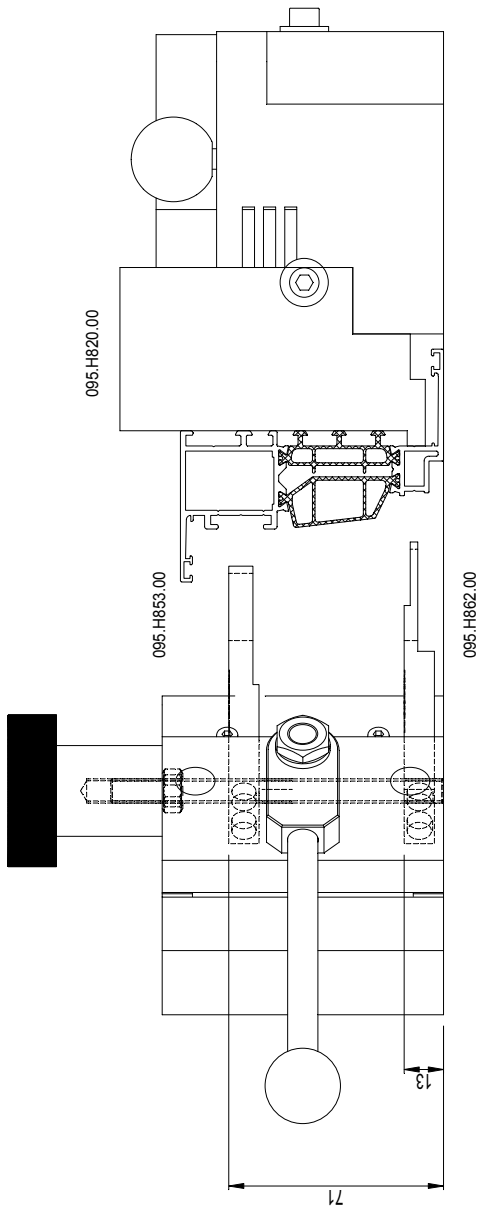
	508.0902.XX
	508.0992.XX
	508.0912.XX

BIJKOMENDE INFO VOORBEREIDING/VERWERKING -> RAADPLEEG HOOFDSTUK B1  
 INFO COMPLEMENTAIRE PREPARATION/USINAGE -> CONSULTÉZ CHAPITRE B1  
 ADDITIONAL INFO PREPARATION/PROCESSING -> CONSULT CHAPTER B1  
 ZUSÄTZLICHE INFO VORBEREITUNG/VERARBEITUNG -> SIEHE KAPITEL B1



	508.0136.XX
	508.0183.XX
	508.0160.XX
	508.0125.XX
	508.0142.XX
	508.0140.XX

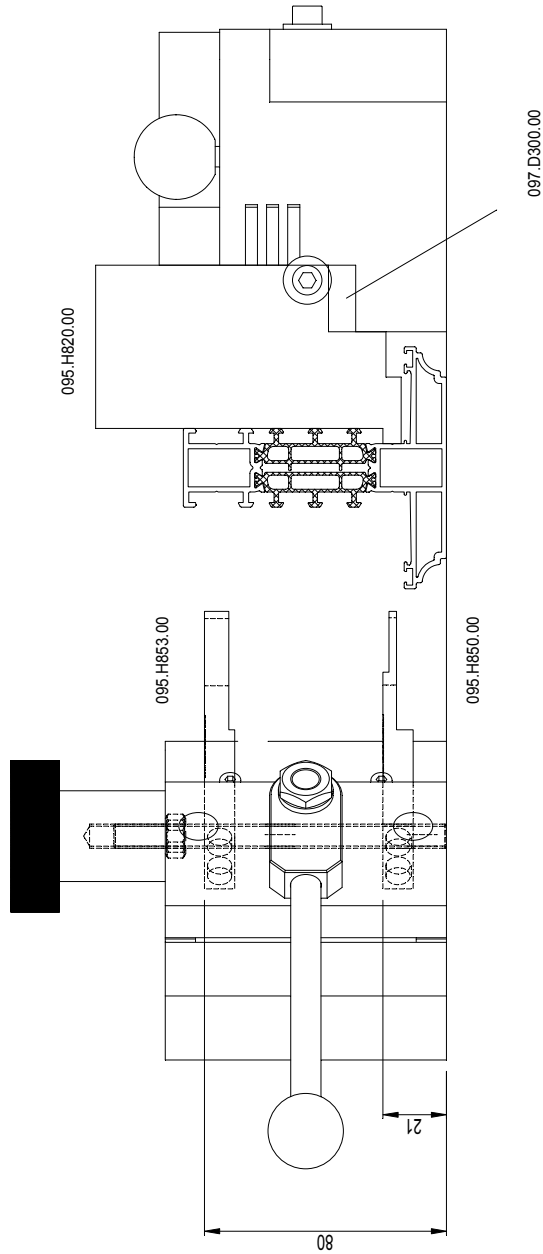
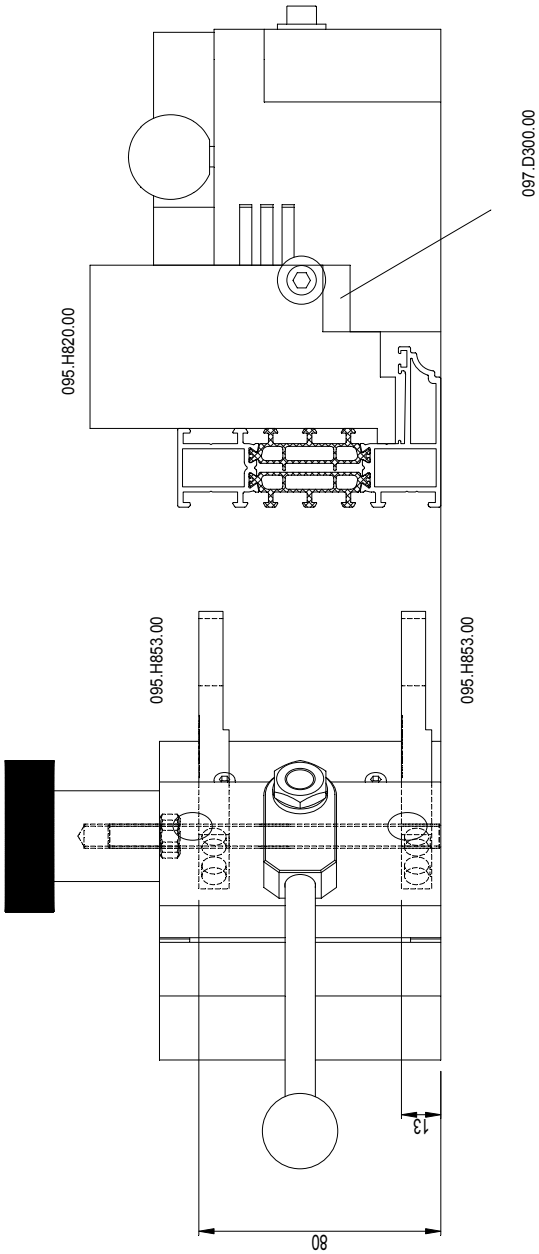
	508.0113.XX
	508.0120.XX
	508.0165.XX
	508.0114.XX
	508.0123.XX







	408.0102.XX
	408.0192.XX
	408.0112.XX

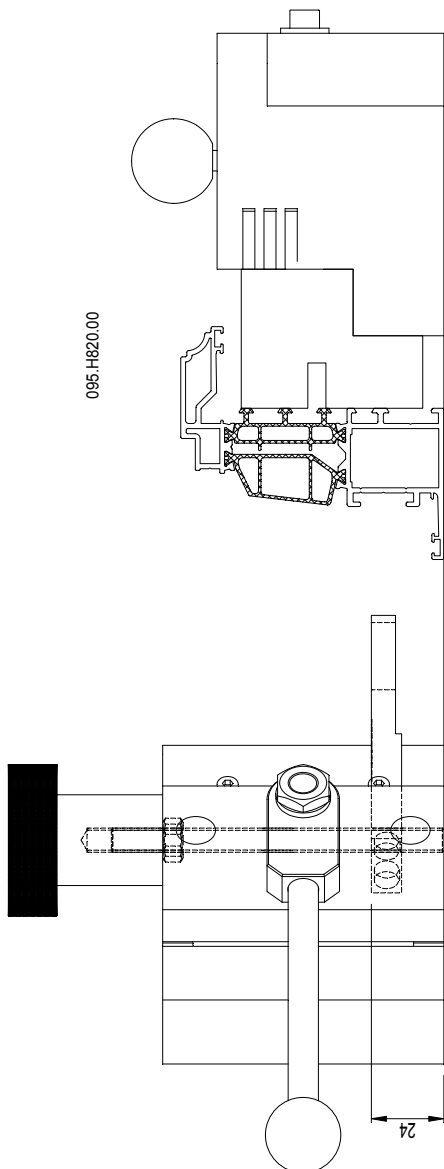
	508.0051.XX
	508.0351.XX

BIJKOMENDE INFO VOORBEREIDING/VERWERKING -> RAADPLEEG HOOFDSTUK B I  
 INFO COMPLÉMENTAIRE PRÉPARATION/USINAGE -> CONSULTEZ CHAPITRE B I  
 ADDITIONAL INFO PREPARATION/PROCESSING -> CONSULT CHAPTER B I  
 ZUSÄTZLICHE INFO VORBEREITUNG/VERARBEITUNG -> SIEHE KAPITEL B I

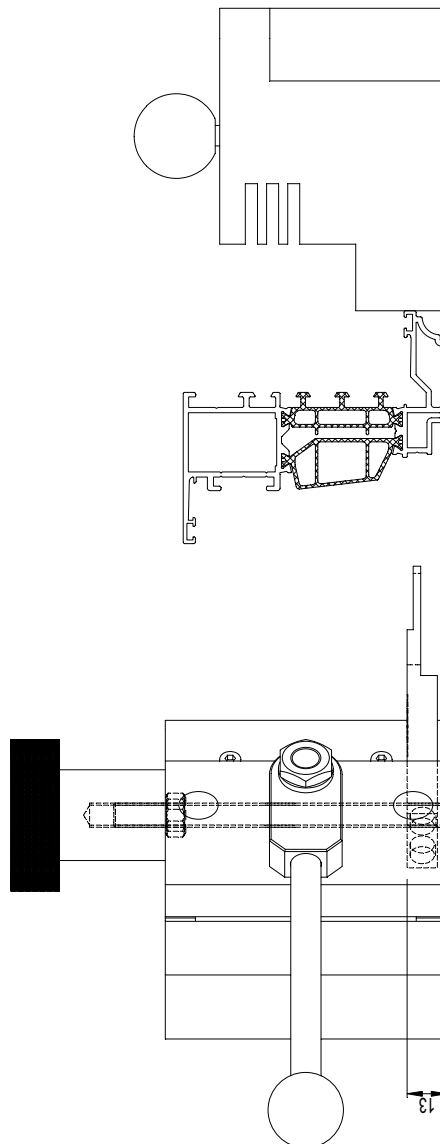


	508.0236.XX 508.0283.XX
	408.0236.XX 408.0283.XX

	508.0213.XX 508.0220.XX
	408.0213.XX 408.0220.XX



095.H853.00



095.H862.00



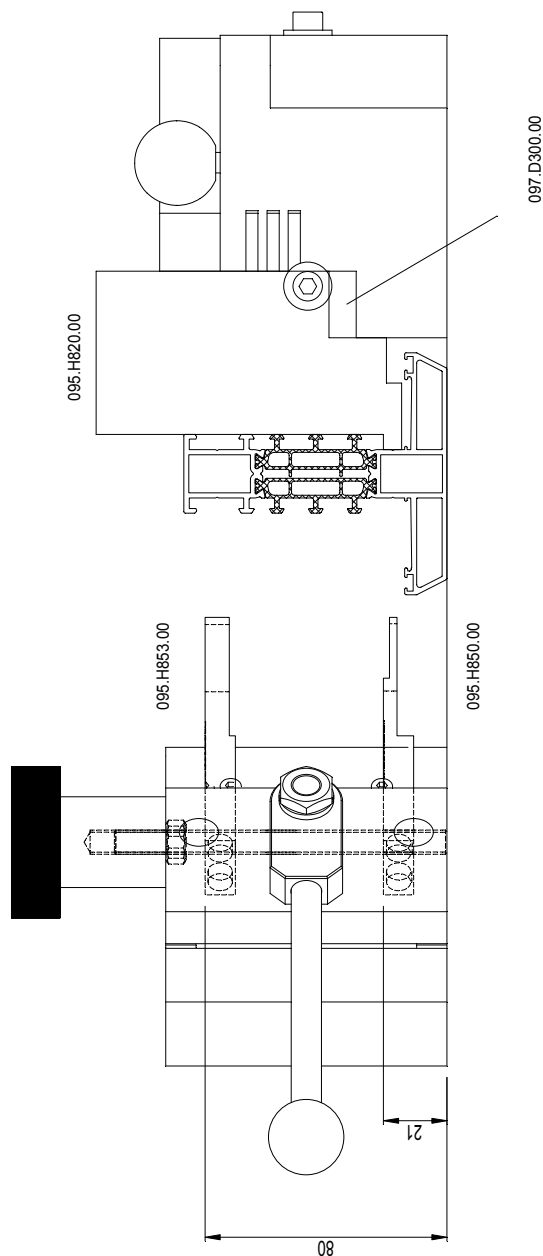
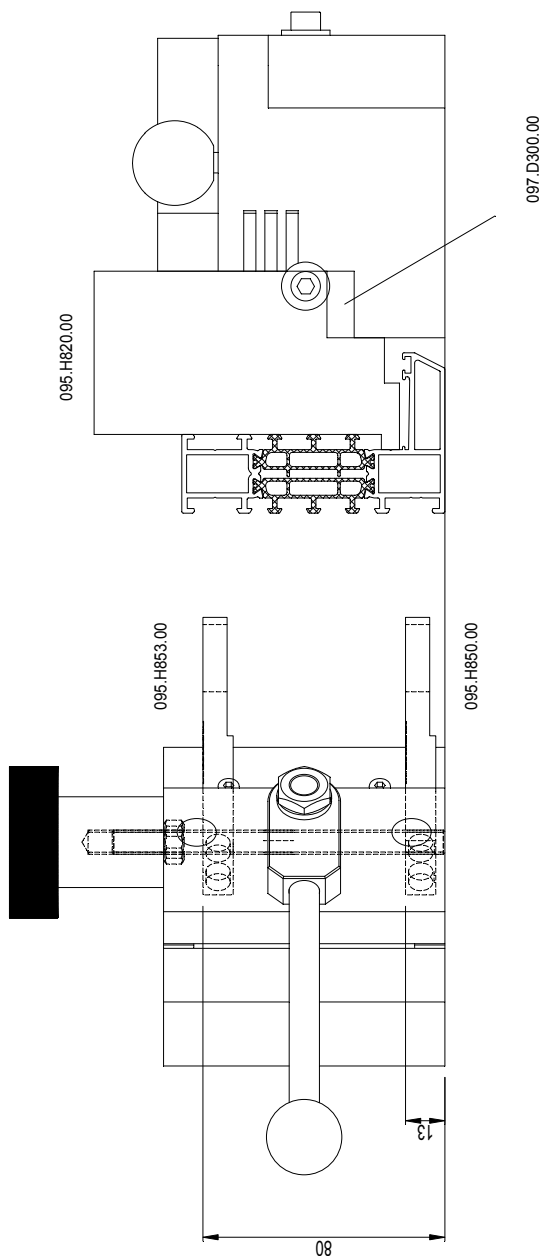
	408.0202.XX	508.0202.XX
	408.0292.XX	508.0292.XX
	408.0212.XX	508.0212.XX

BIJKOMENDE INFO VOORBEREIDING/VERWERKING -> RAADPLEEG HOOFDSTUK B I  
 INFO COMPLEMENTAIRE PREPARATION/USINAGE -> CONSULTEZ CHAPITRE B I  
 ADDITIONAL INFO PREPARATION/PROCESSING -> CONSULT CHAPTER B I  
 ZUSÄTZLICHE INFO VORBEREITUNG/VERARBEITUNG -> SIEHE KAPITEL B I

# MASTERLINE 8

Deco

HOEKENPERS 095.H800.00  
 SERTISSEUSE 095.H800.00  
 CRIMPING MACHINE 095.H800.00  
 ECKVERBINDUNGSMASCHINE 095.H800.00



508.0936.XX  
 508.0983.XX



408.0936.XX  
 408.0983.XX

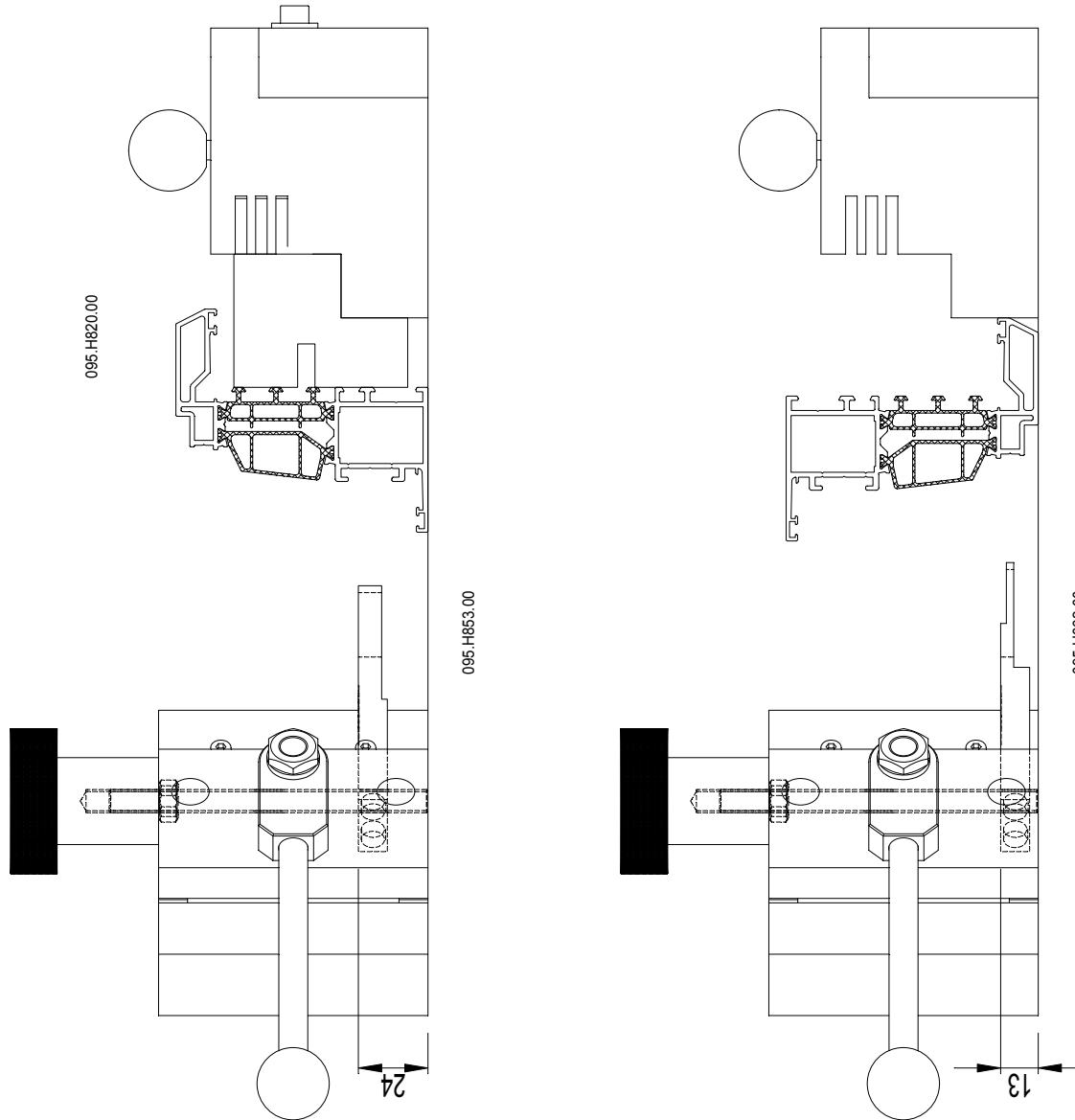


508.0913.XX  
 508.0920.XX



408.0913.XX  
 408.0920.XX

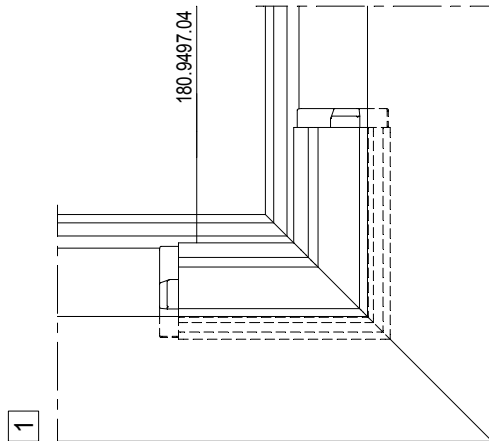
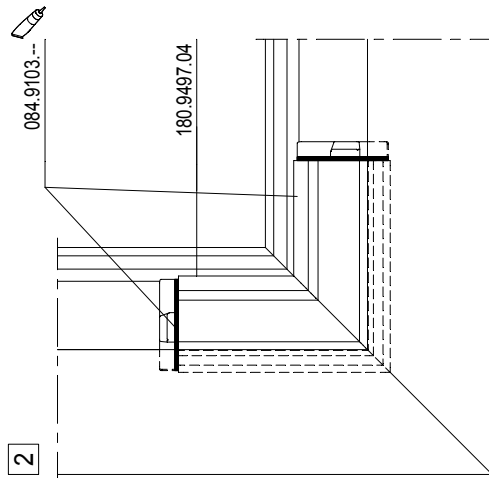
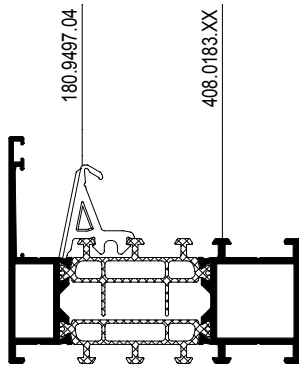
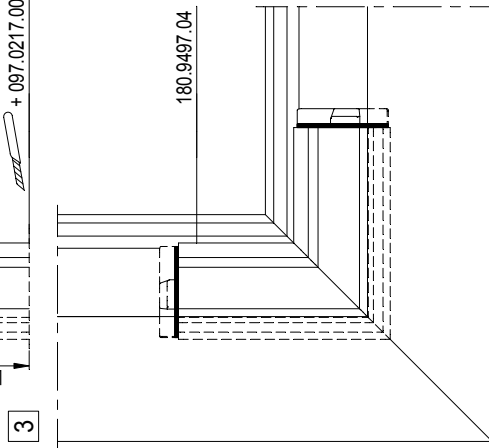
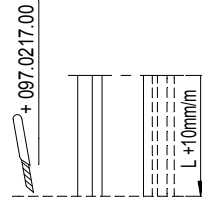
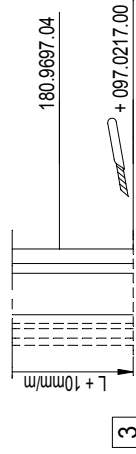
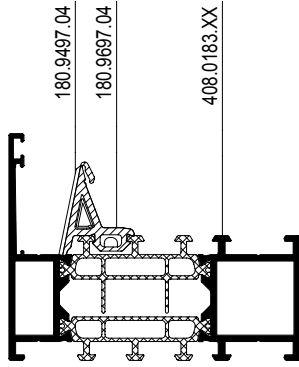




	408.0902.XX
	408.0992.XX
	408.0912.XX
	508.0902.XX
	508.0992.XX
	508.0912.XX

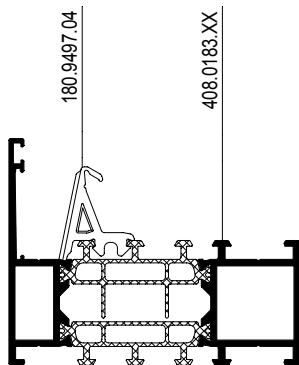
BIJKOMENDE INFO VOORBEREIDING/VERWERKING -> RAADPLEEG HOOFDSTUK B I  
 INFO COMPLEMENTAIRE PREPARATION/USINAGE -> CONSULTEZ CHAPITRE B I  
 ADDITIONAL INFO PREPARATION/PROCESSING -> CONSULT CHAPTER B I  
 ZUSÄTZLICHE INFO VORBEREITUNG/VERARBEITUNG -> SIEHE KAPITEL B I

097.0217.00



OPTIE 1 / OPTION 1

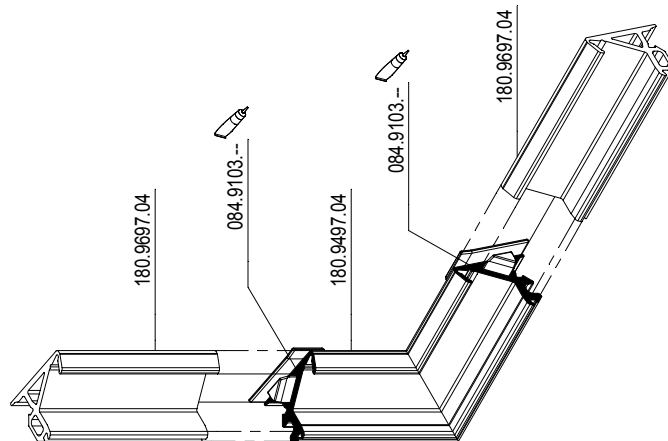
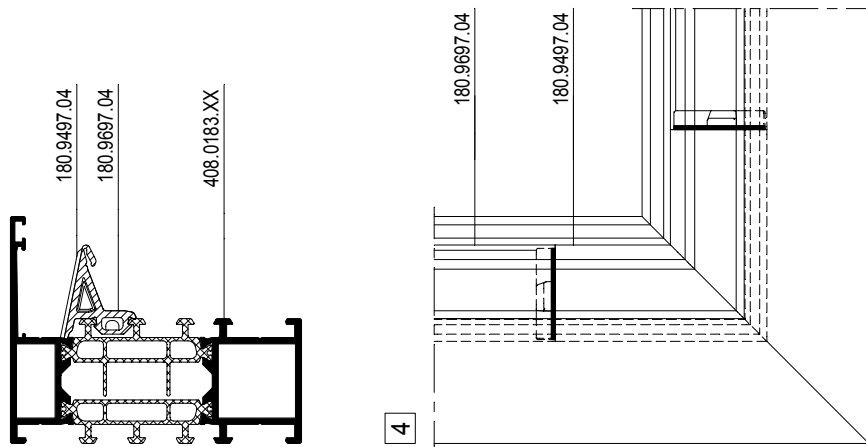
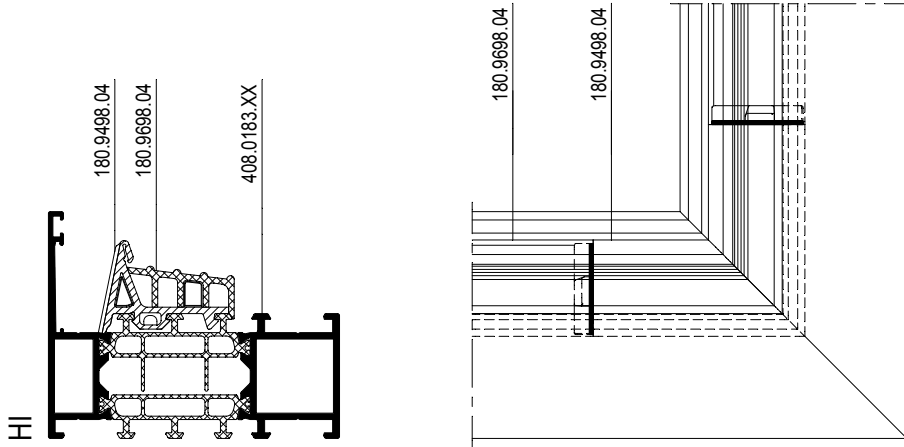
STANDARD



1



VARIANT / VARIANTE

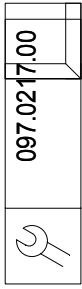


BENODIGDE OVERLENGTE : +/- 10 MM/M  
LONGUEUR SUPPLEMENTAIRE : +/- 10 MM/M  
NECESSARY OVERHANGING : +/- 10 MM/M  
DICHTUNG JE LEFDM. CA. 10 MM/M LANGER

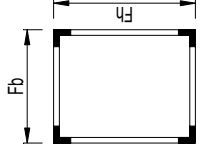
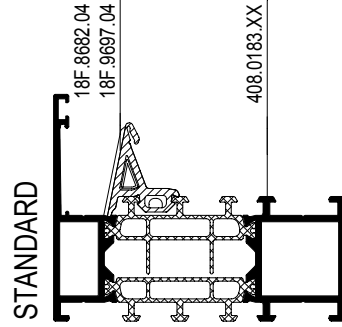


MONTAGEVOLGORDE  
L'ORDRE DE MONTAGE  
THE ORDER OF ASSEMBLY  
MONTAGEREHEENFOLGE

1 2 3



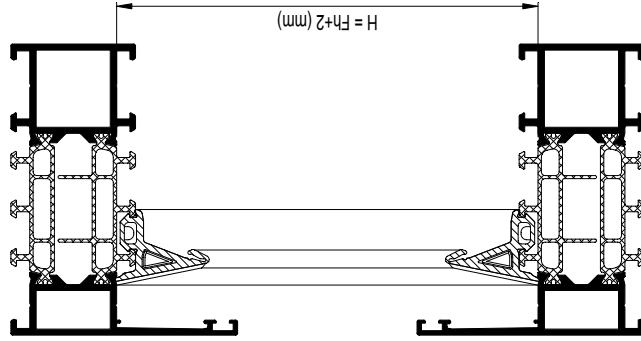
OPTIE 3 / OPTION 3



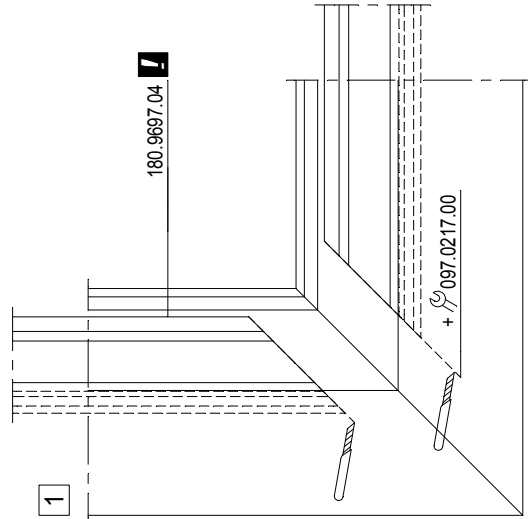
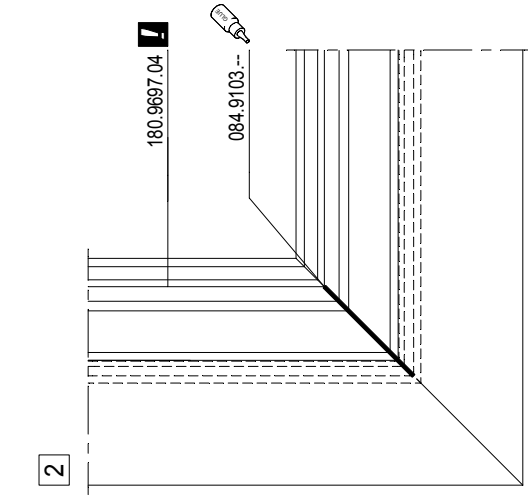
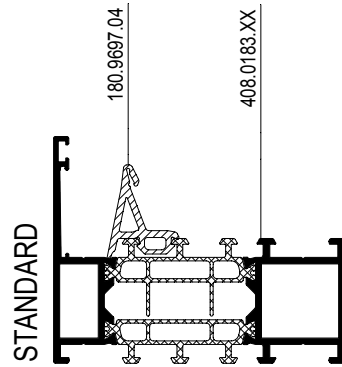
Fb = VLEUGELHOOGTE / HAUTEUR D'OUVRANT / VENT HEIGHT / FLÜGELHÖHE  
F = VLEUGELBREEDTE / LARGEUR D'OUVRANT / VENT WIDTH / FLÜGELBREITE

Enkel op bestelling !!  
Seulement sur commande !!  
Only special ordering !!  
Nur auf Bestellung !!

Gevulcaniseerde kader voor middendichting  
Cadre vulcanisé pour joint central  
Vulcanised frame for central gasket  
Vulkanisierter Rahmen für Mitteldichtung

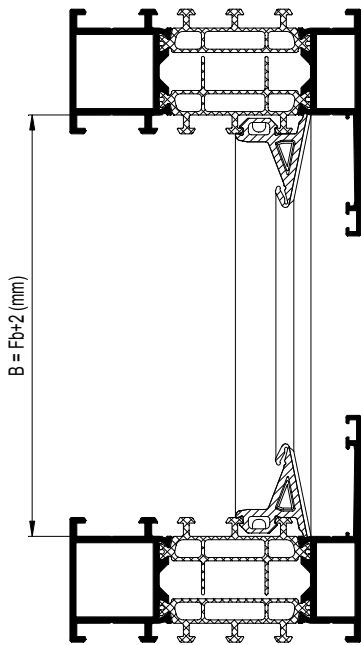


OPTIE 2 / OPTION 2

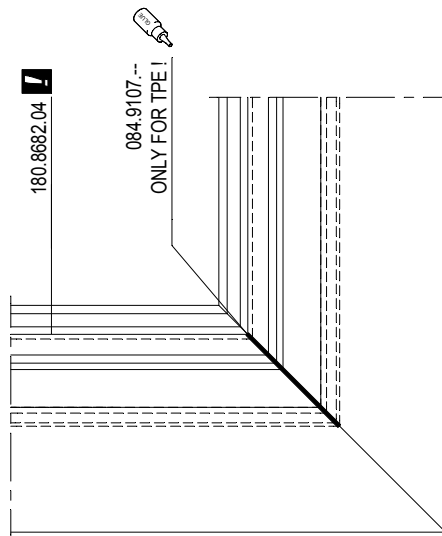
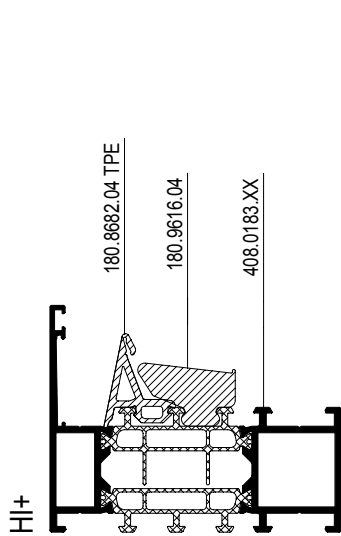
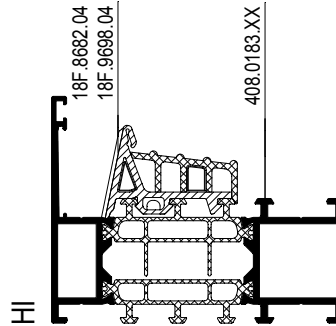




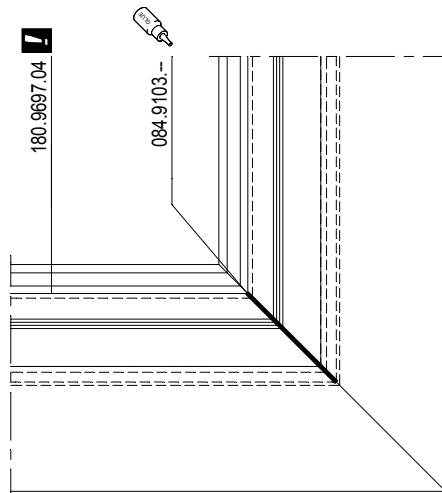
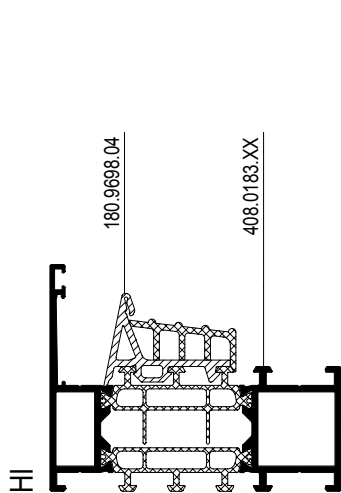
BENODIGDE OVERLENGTE : +/- 10 MM  
LONGUEUR SUPPLEMENTAIRE : +/- 10 MM  
NECESSARY OVERHANGING : +/- 10 MM  
DICHTUNG JE L'EDM. CA. 10 MM/MM LANGER

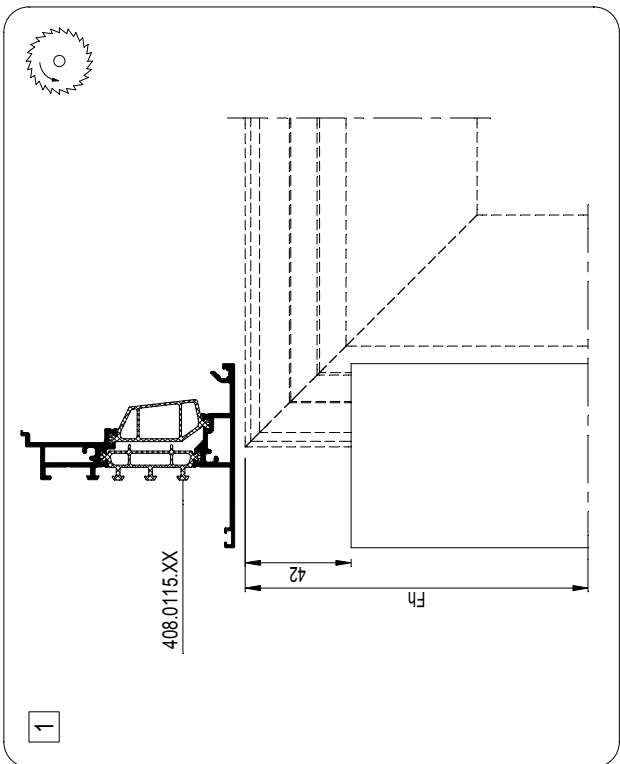
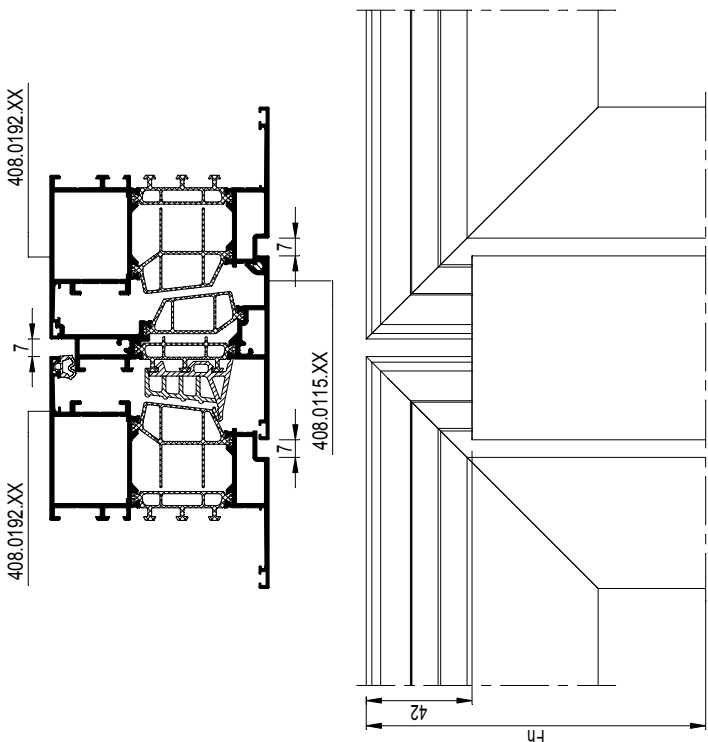
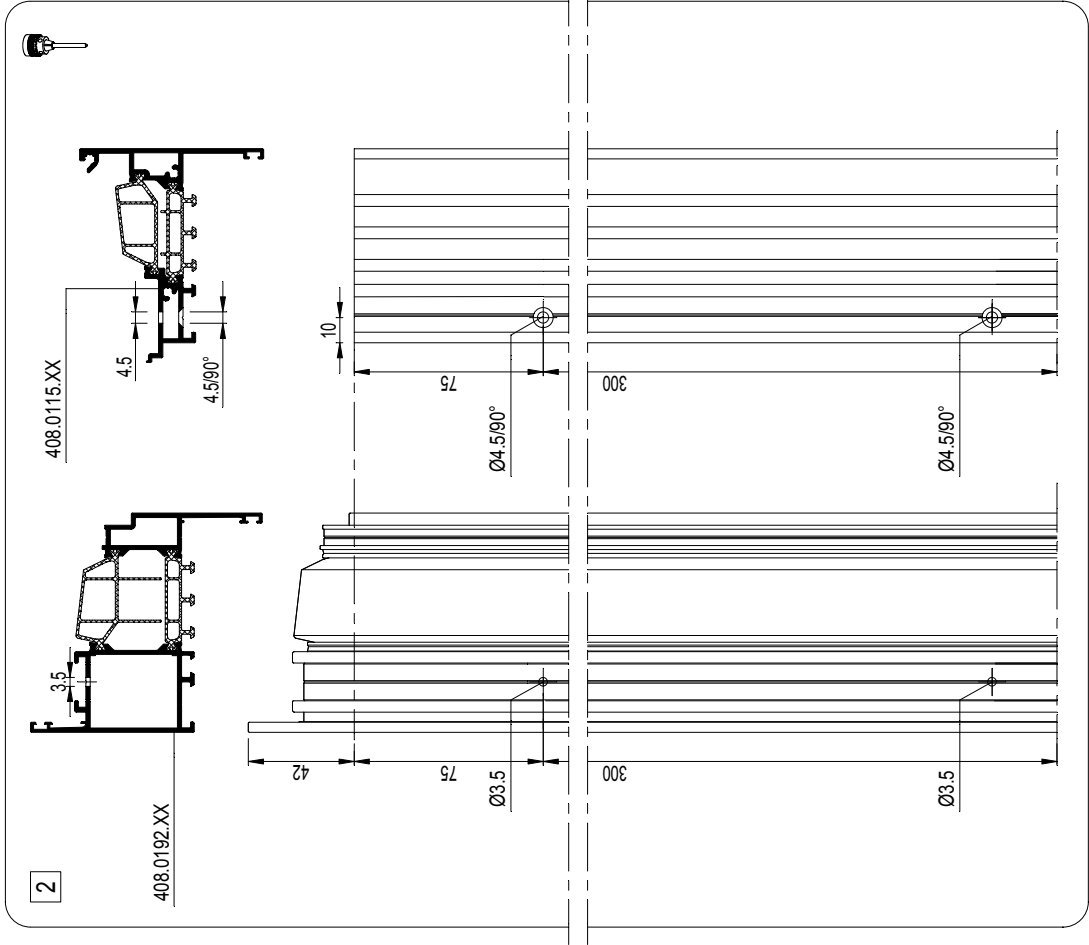
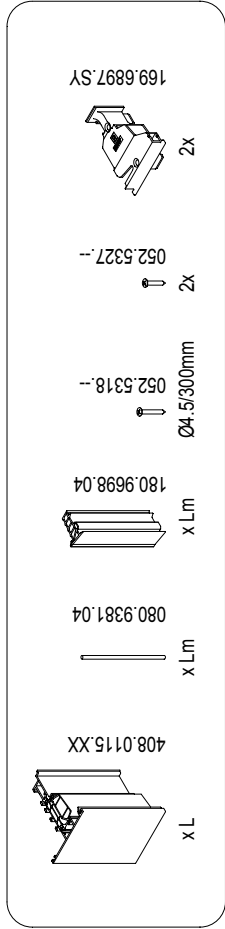


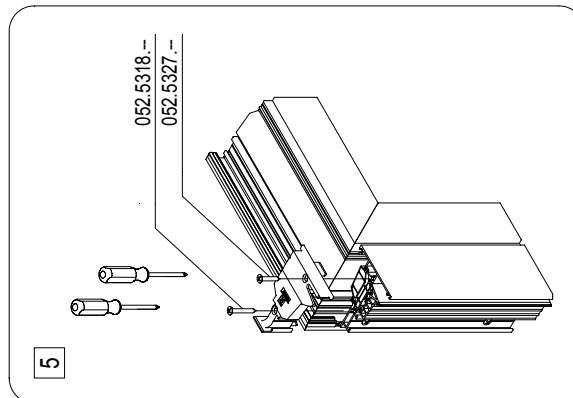
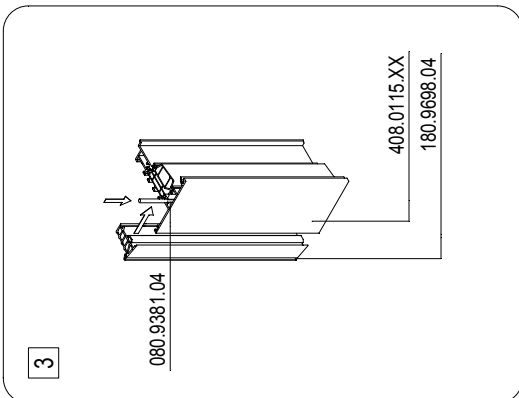
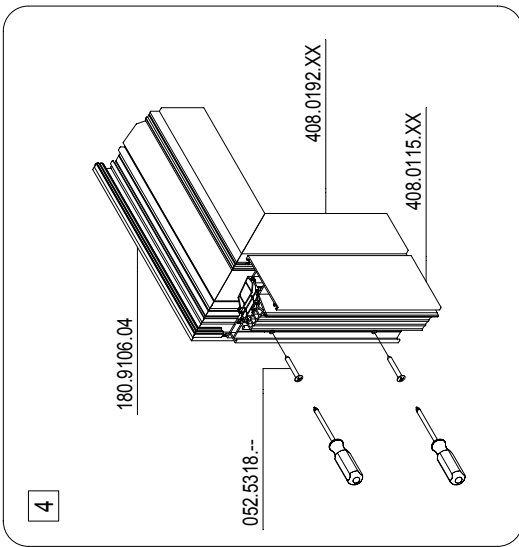
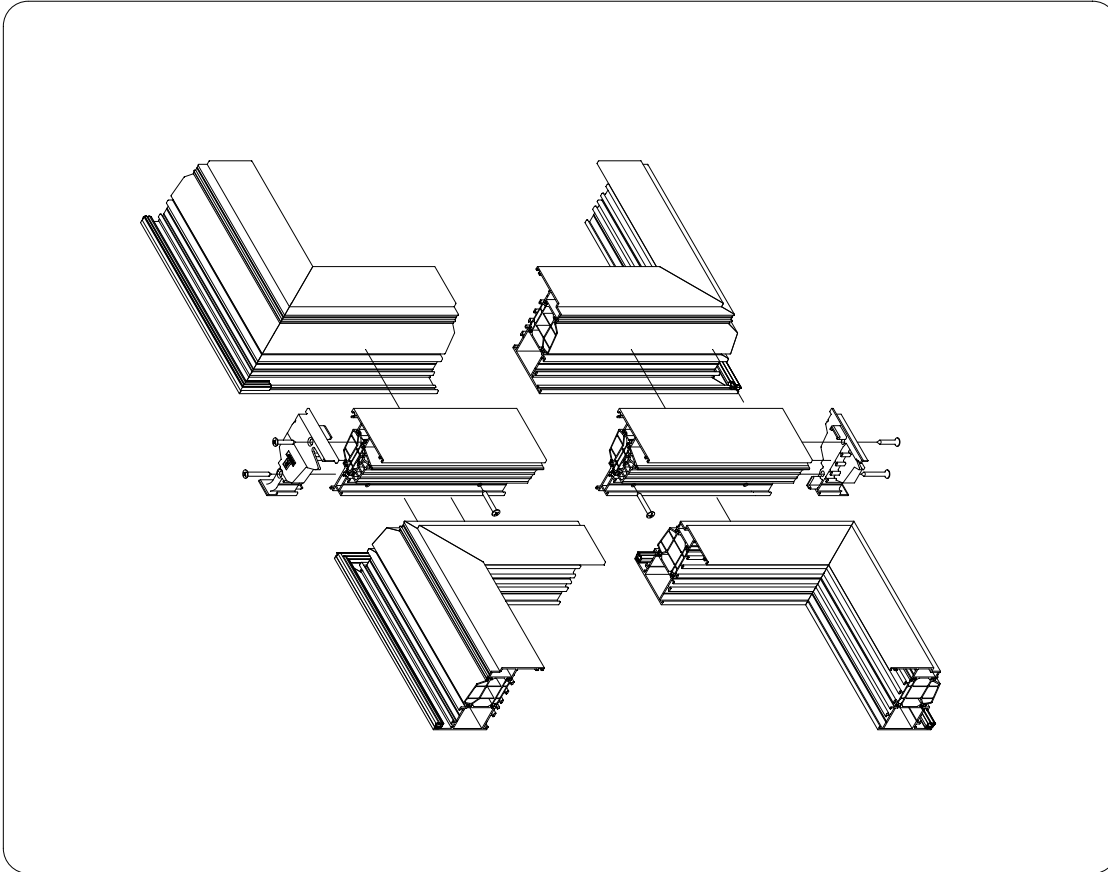
VARIANT / VARIANTE



VARIANT / VARIANTE



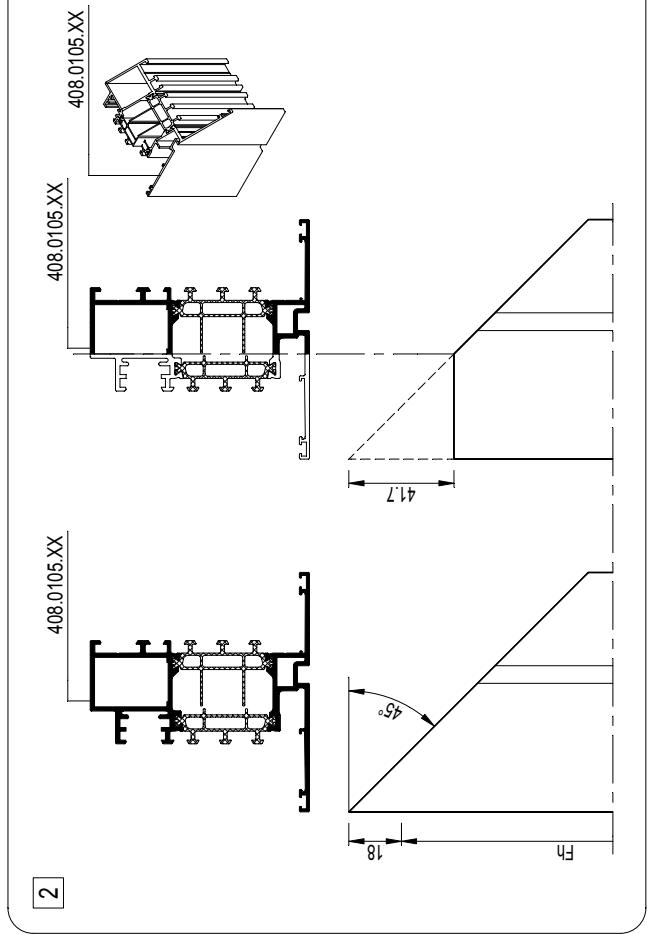
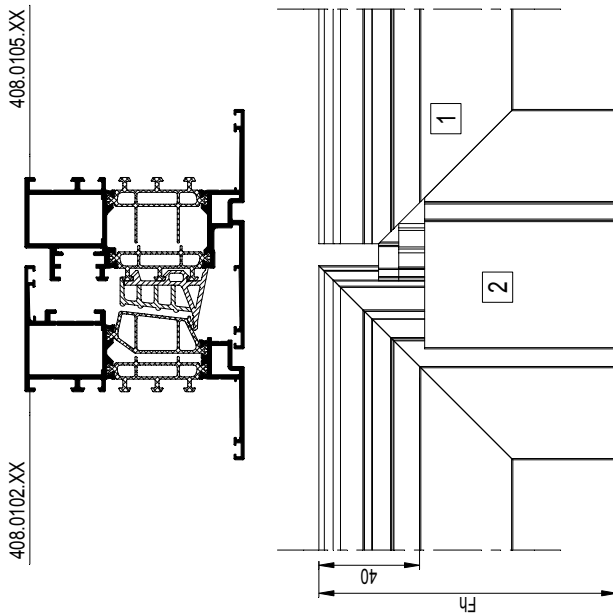
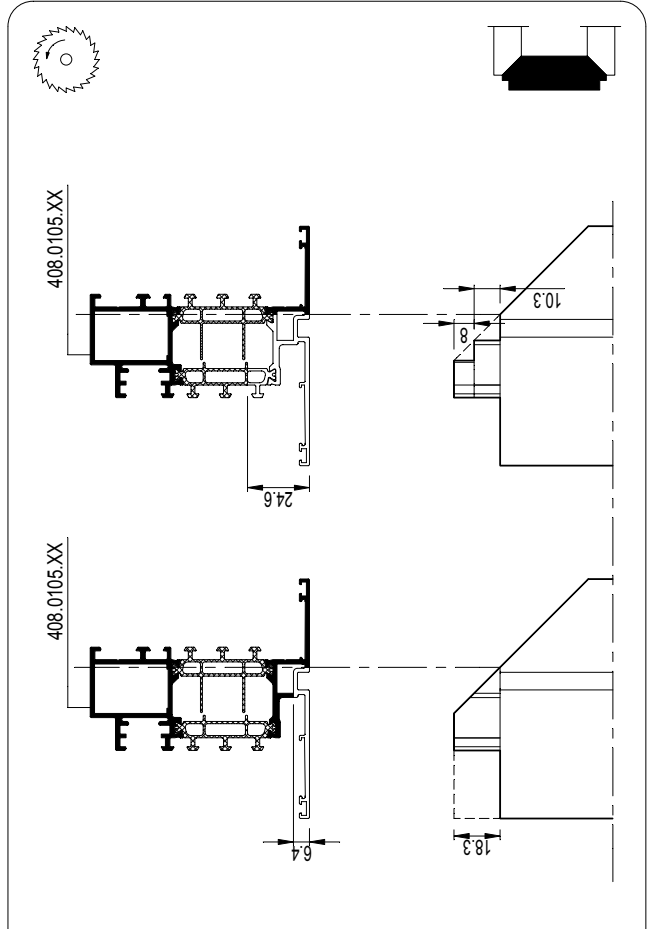
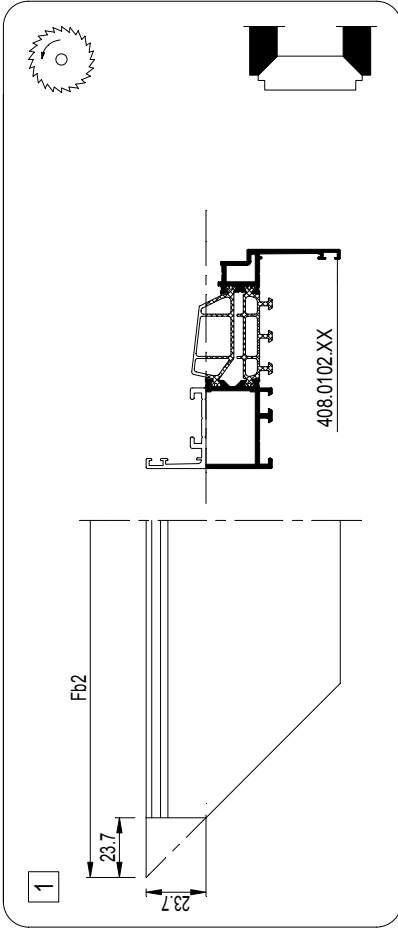




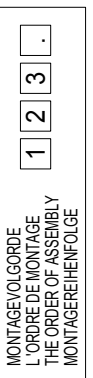
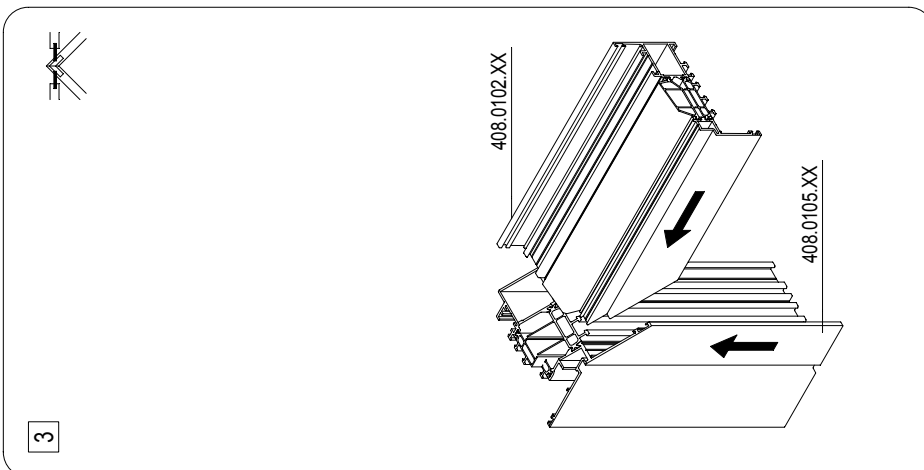
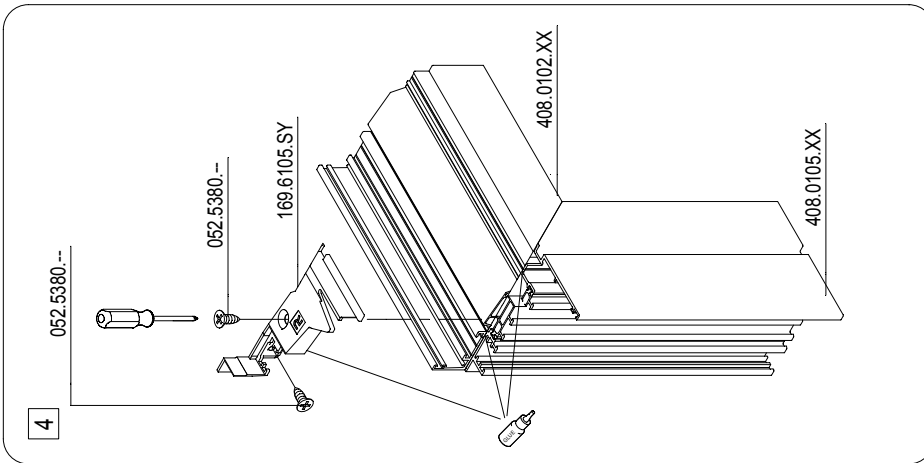
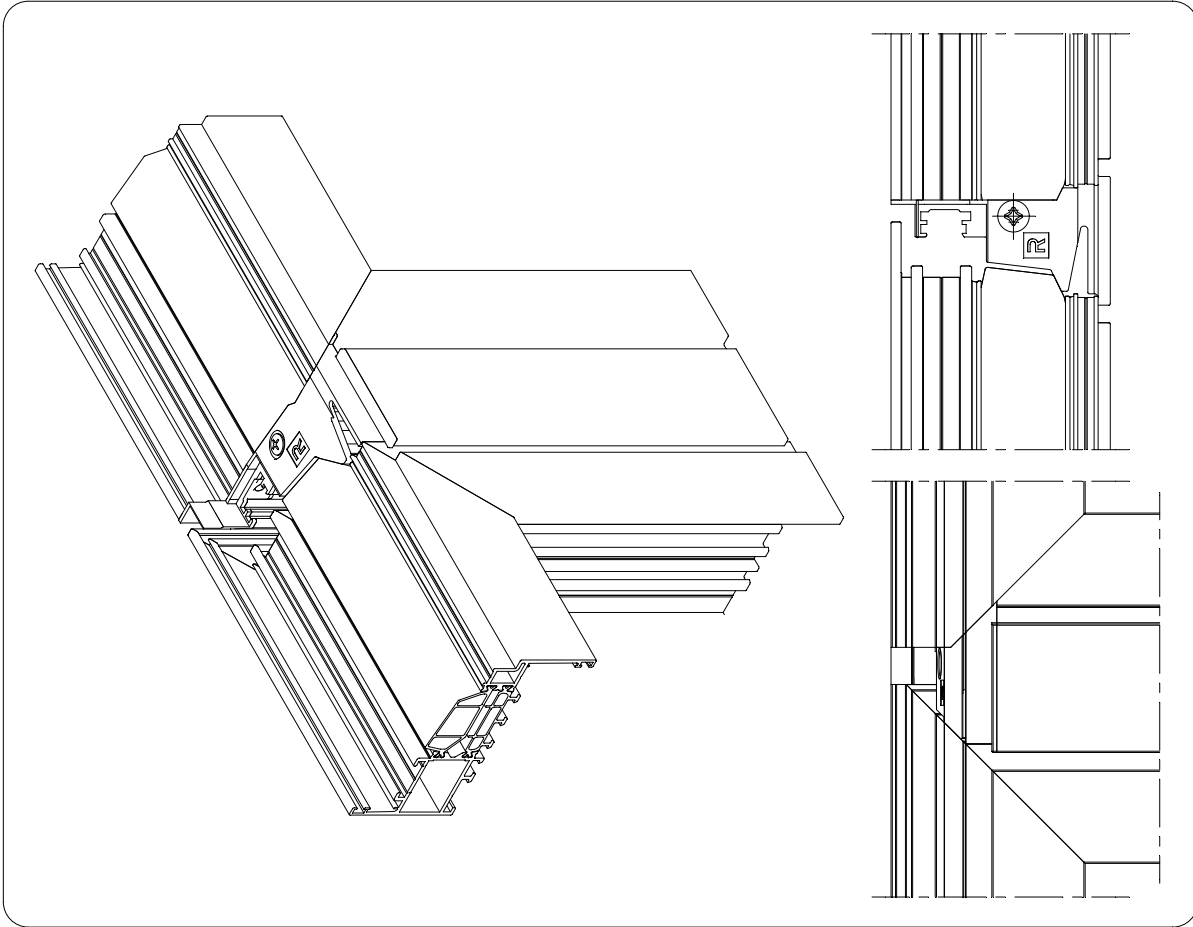
MONTAGEVOLGORDE  
 L'ORDRE DE MONTAGE  
 THE ORDER OF ASSEMBLY  
 MONTAGEREIHENFOLGE

1 2 3 .

- 052.5311.-
- glue
- 052.5311.-
- 2x
- 052.5380.-
- 2x
- 169.6105.SY
- 1x
- 180.9698.04
- x Lm
- 408.0105.XX
- 1x L



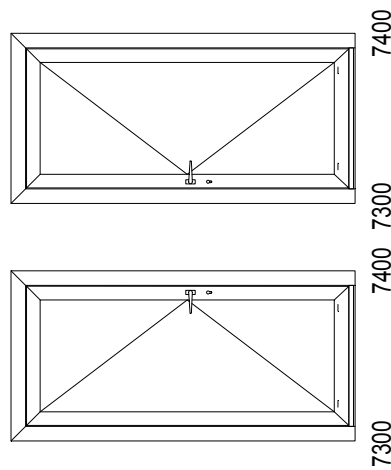
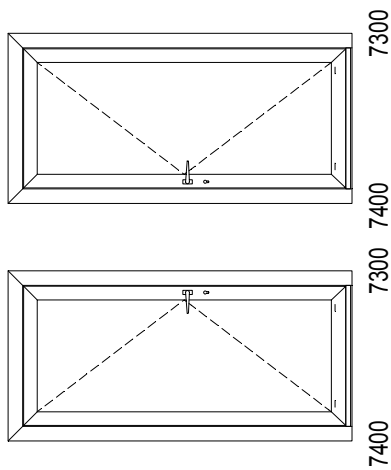
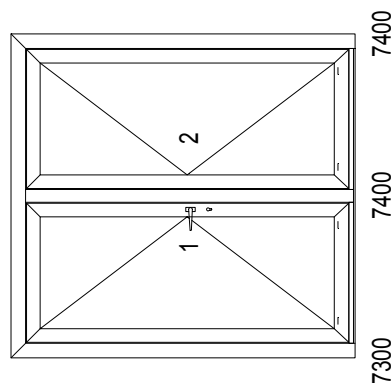
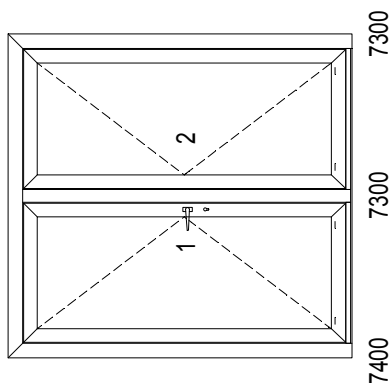
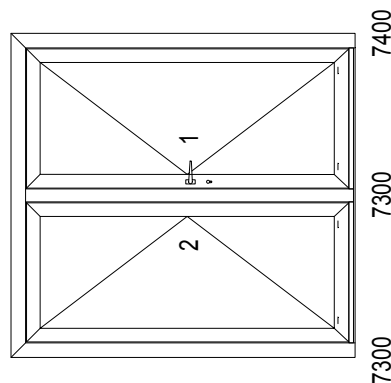
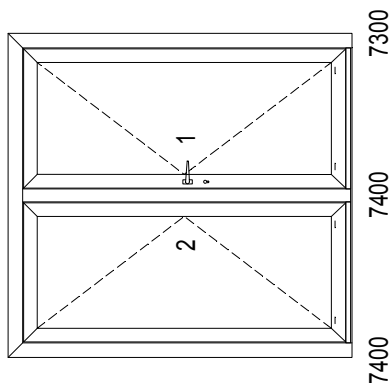




F

PLAATSING EINDSTUKKEN  
 FINITION PIECES FINALES  
 SEALING END PIECES  
 MONTAGE ENDKAPPEN

169.7300.SY (7300) of/ou/ou/oder 169.7400.SY (7400)



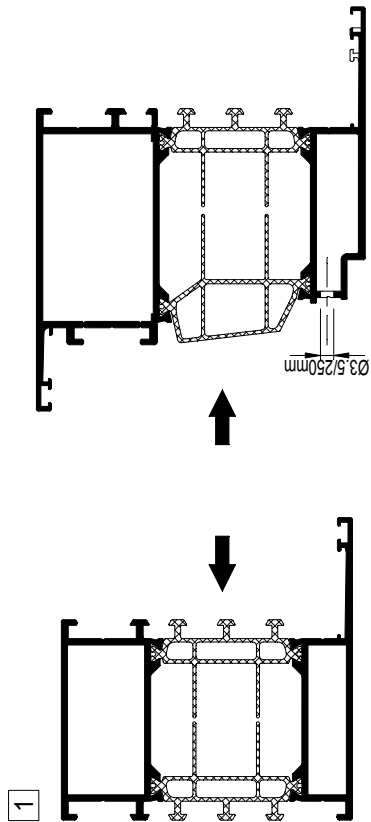
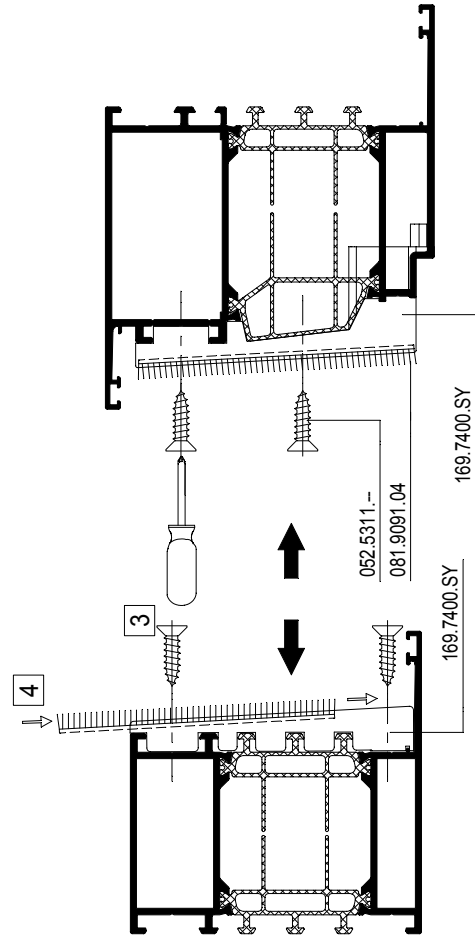
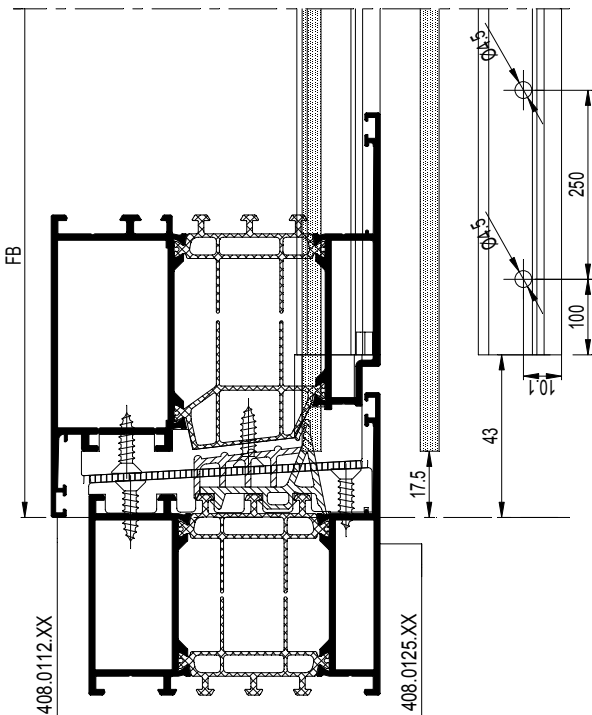
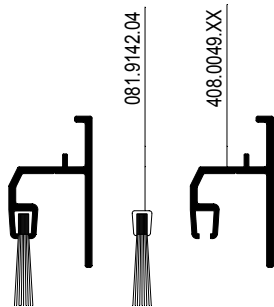
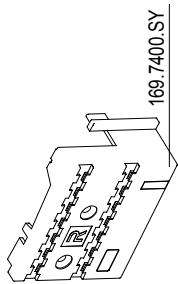
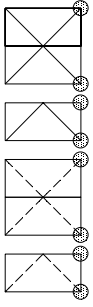
# MASTERLINE 8

General

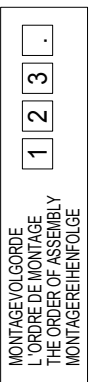
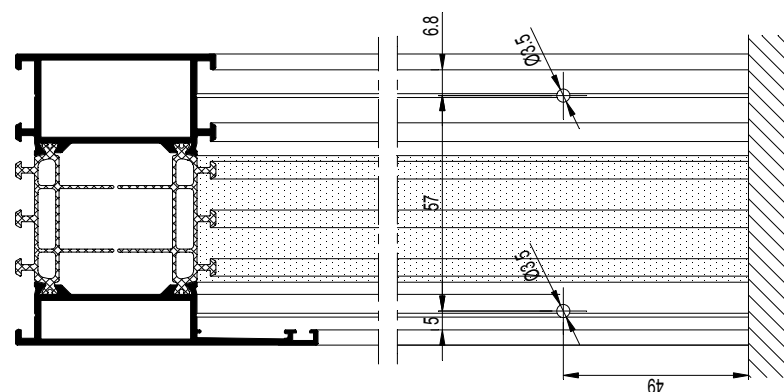
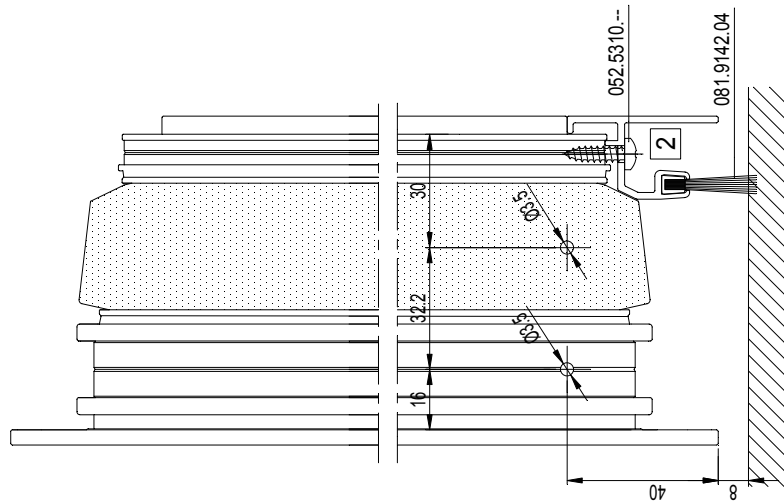
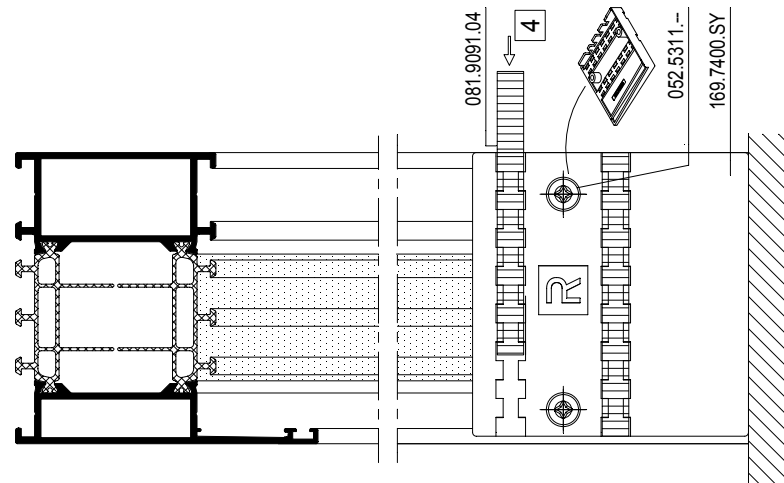
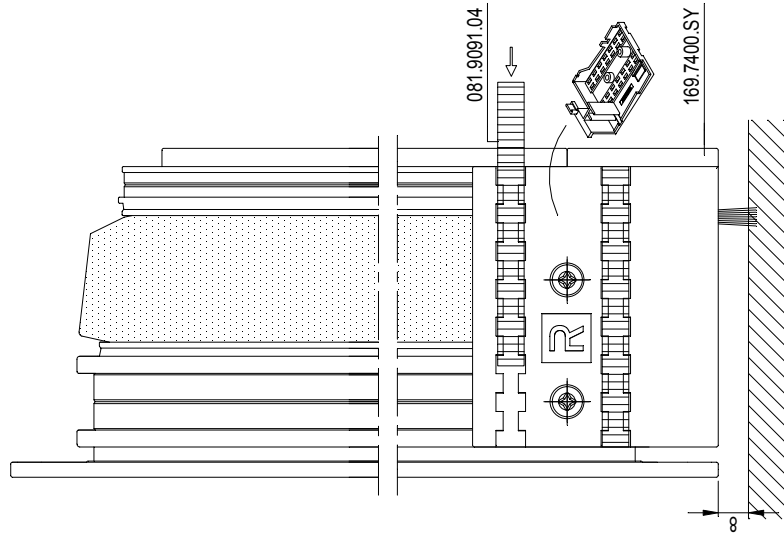
RAAMDEUREN: KEUZE EINDSTUKKEN  
PORTES-FENETRES: CHOIX PIECES FINALES  
WINDOW-DOORS: SELECTION END PIECES  
FENSTERTUEREN: AUSWAHL ENDKAPPEN



F



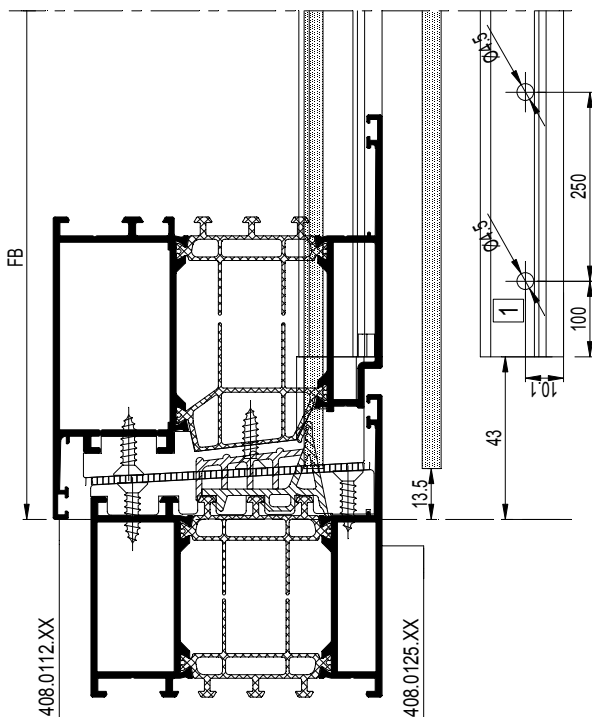
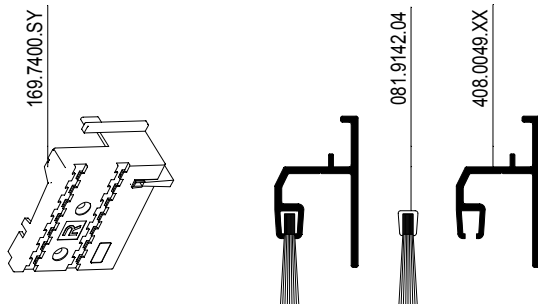
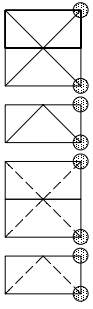
OPTIE/OPTION 1 A



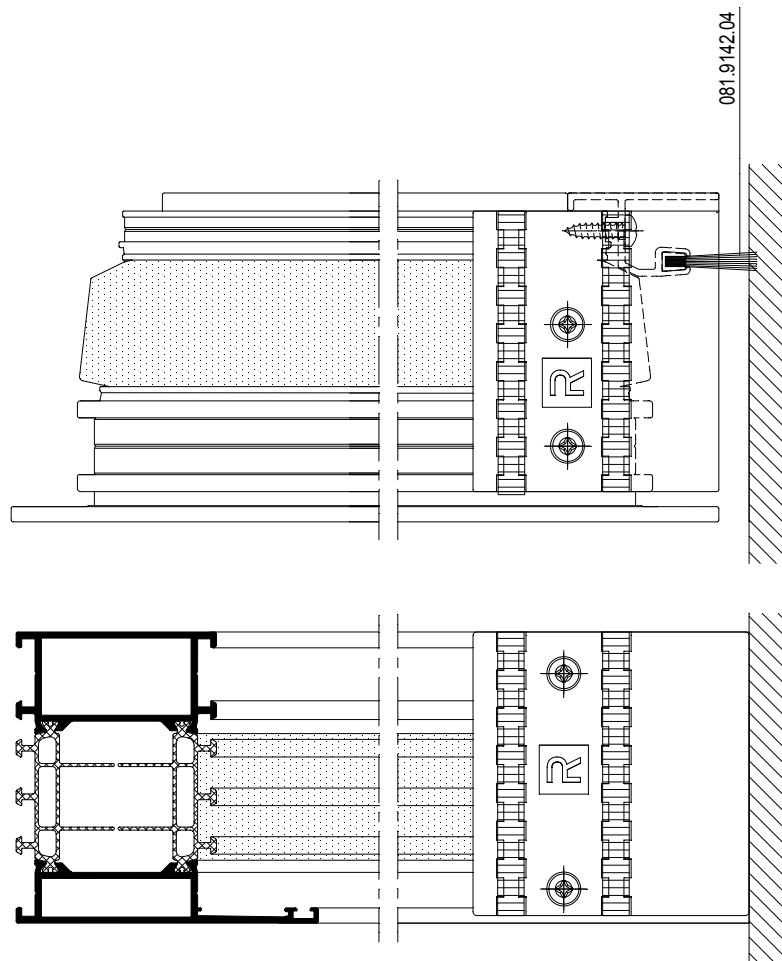
# MASTERLINE 8

Functional

RAAMDEUR MET BORSTELAFSLUITING  
 PORTES-FENETRE AVEC JOINT-BROSSE  
 WINDOW-DOOR WITH BRUSH  
 FENSTERTUER MIT BUERSTENDICHTUNG

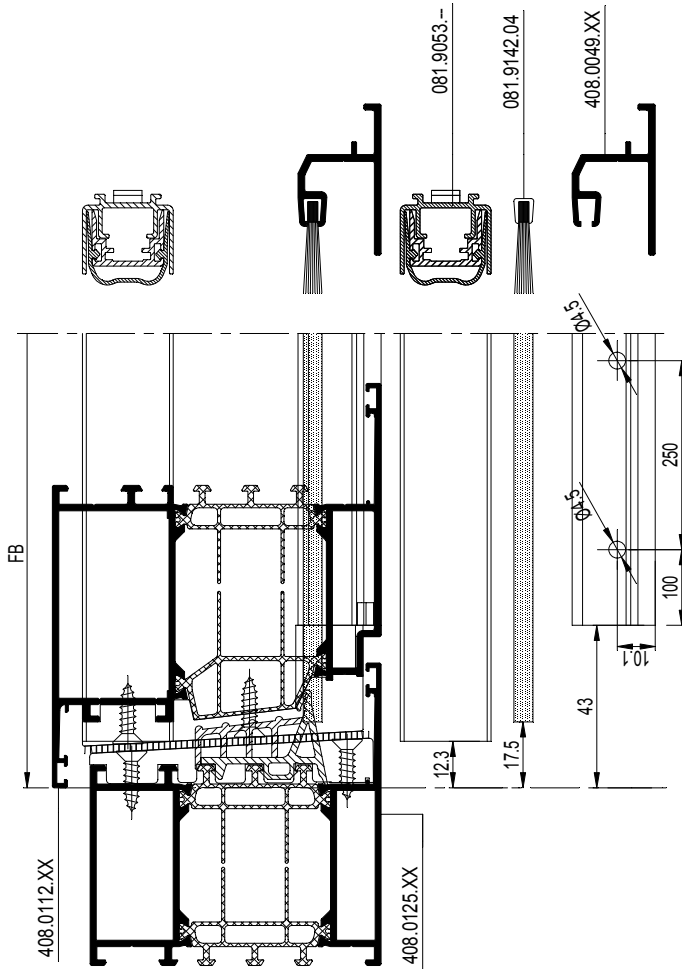
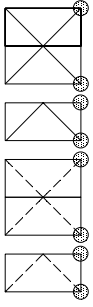


OPTIE/OPTION 1 B

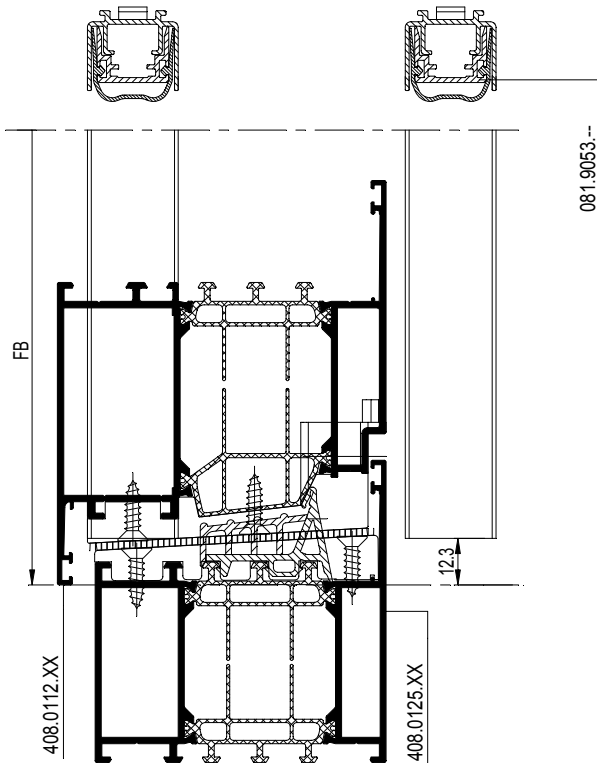


Zie/voir/see/siehe optie/optie/option 1 A

MONTAGEVOLGORDE	1	2	3	.
L'ORDRE DE MONTAGE	1	2	3	.
THE ORDER OF ASSEMBLY	1	2	3	.
MONTAGEREIHENFOLGE	1	2	3	.

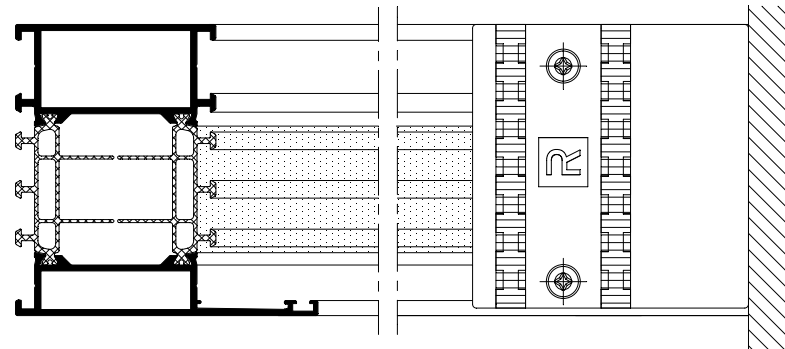
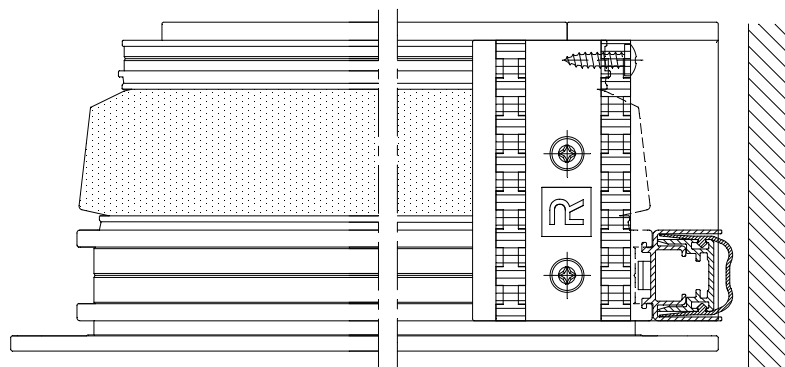
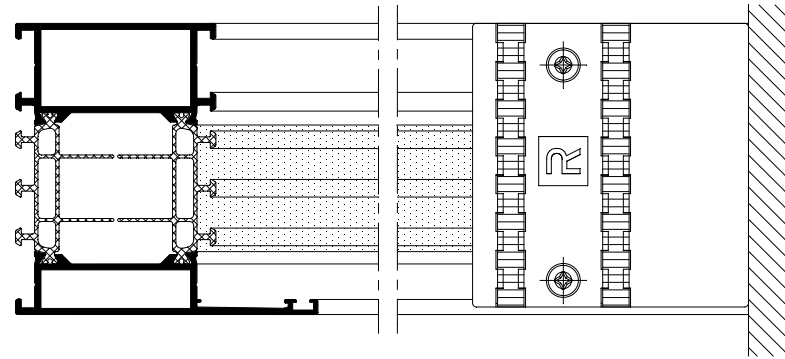
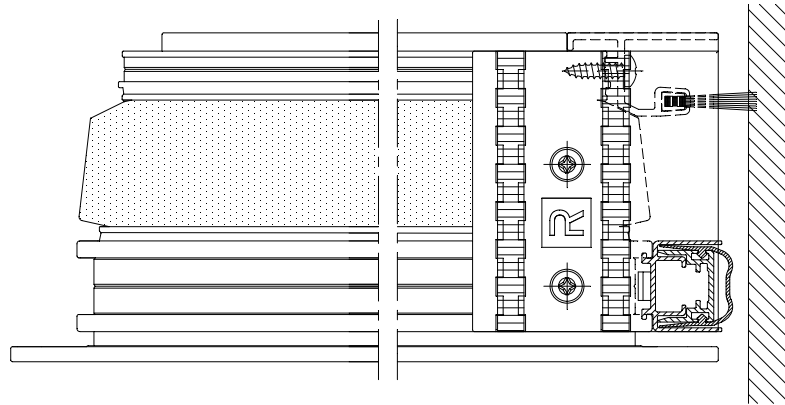


OPTIE/OPTION 3



OPTIE/OPTION 2

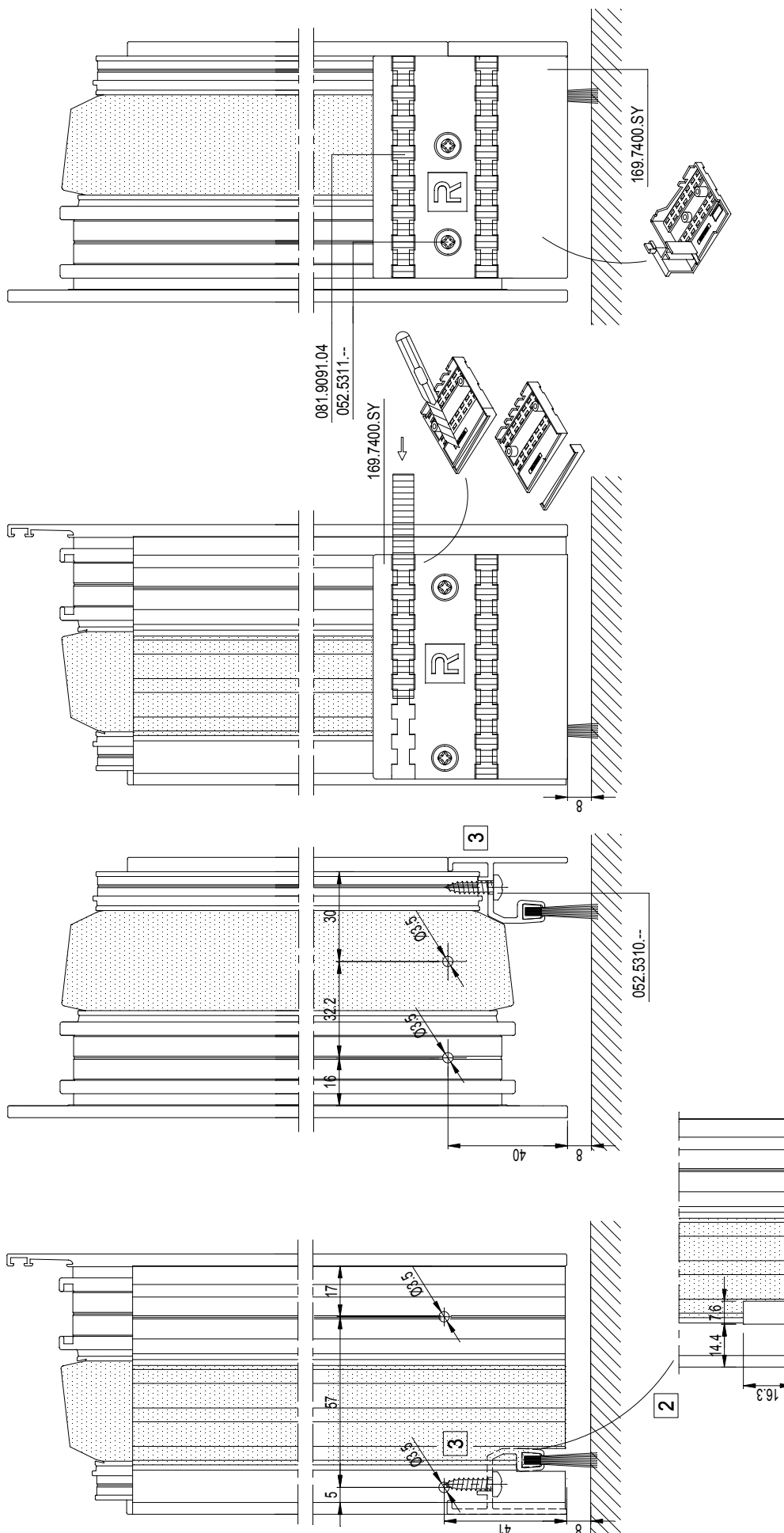




Zie/voir/see/siehe optie/option 1 A

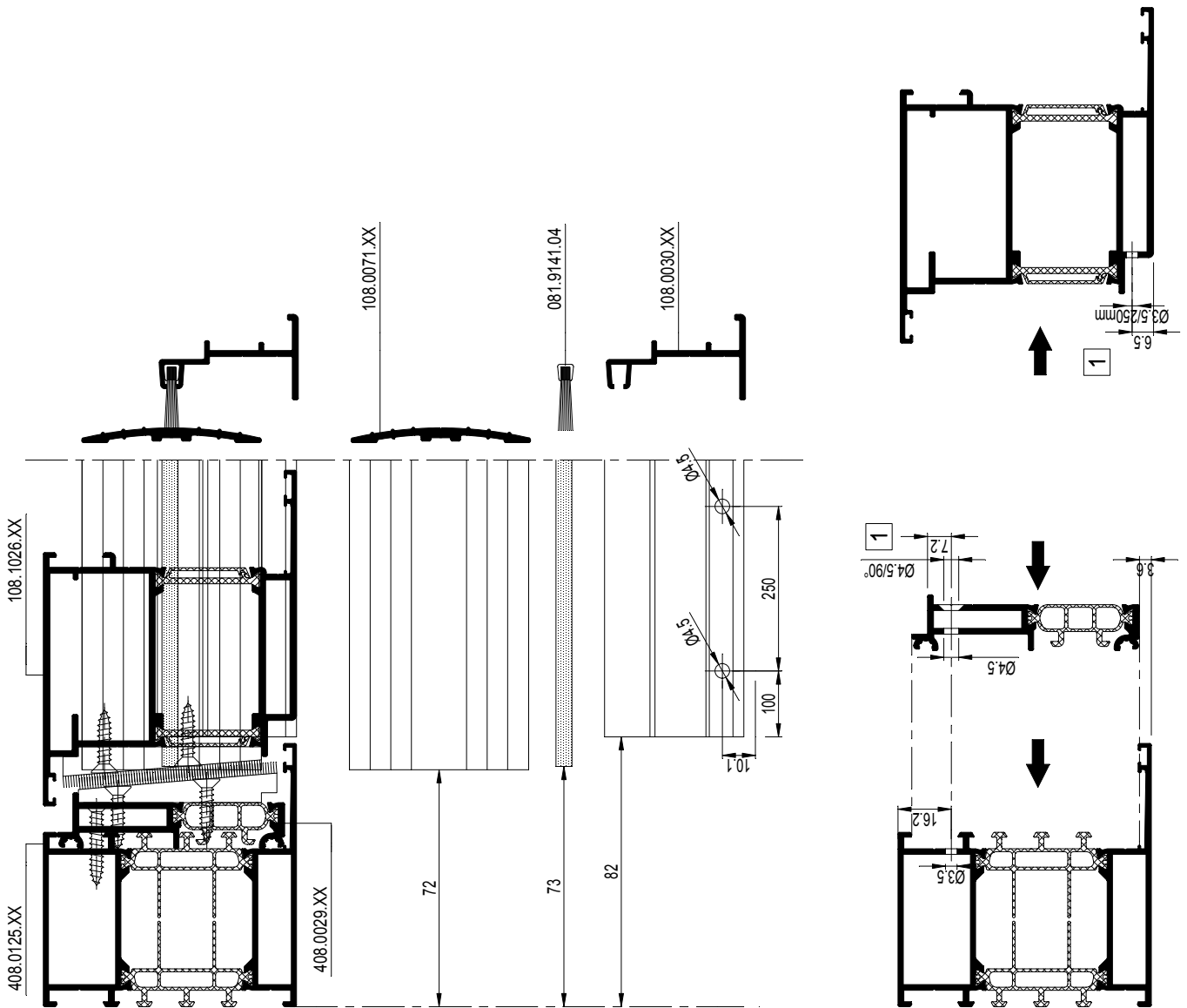
MONTAGEVOLGORDE	1	2	3	.
L'ORDRE DE MONTAGE	1	2	3	.
THE ORDER OF ASSEMBLY	1	2	3	.
MONTAGEREIHENFOLGE	1	2	3	.

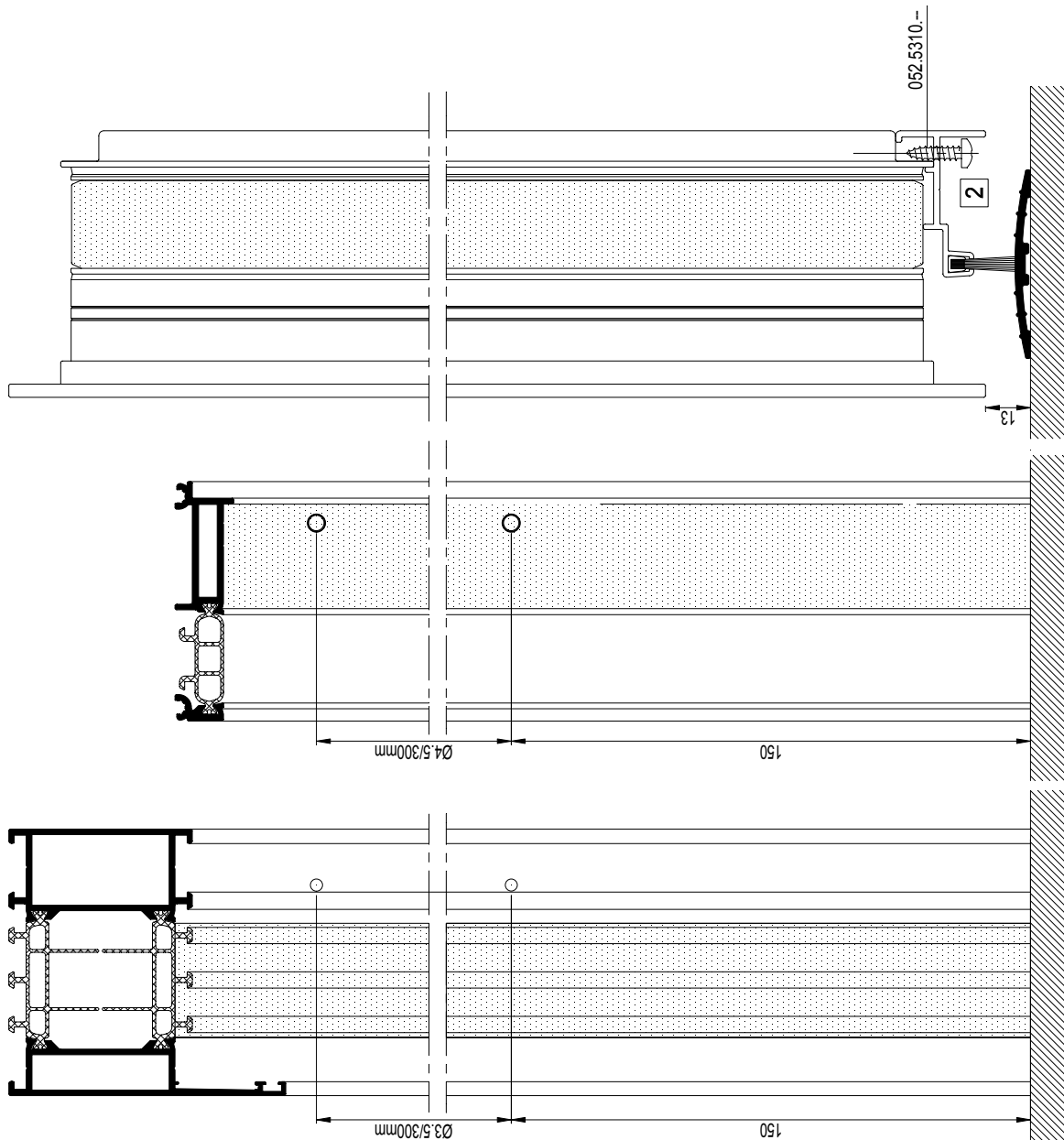




Zie/voir/see/siehe optie/option 1 A

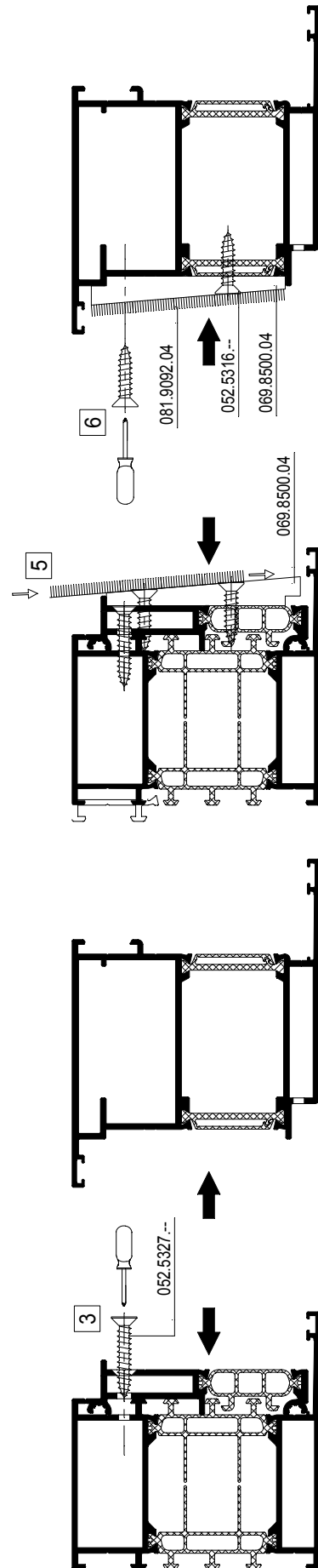
MONTAGEVOLGORDE	1	2	3	.
L'ORDRE DE MONTAGE	1	2	3	.
THE ORDER OF ASSEMBLY	1	2	3	.
MONTAGEREIHENFOLGE	1	2	3	.



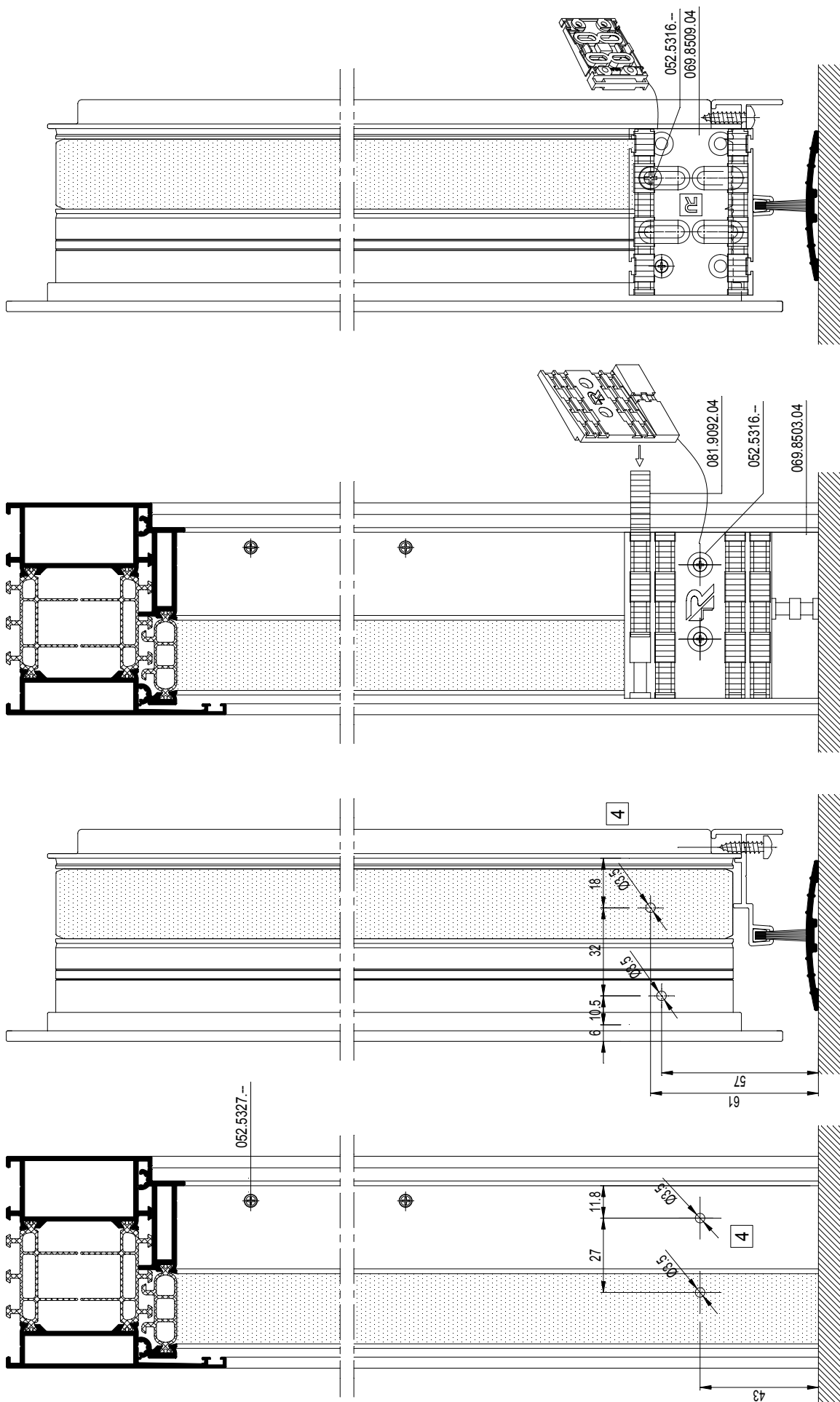


MONTAGEVOLGORDE  
 L'ORDRE DE MONTAGE  
 THE ORDER OF ASSEMBLY  
 MONTAGEREIHENFOLGE

1	2	3	.
---	---	---	---

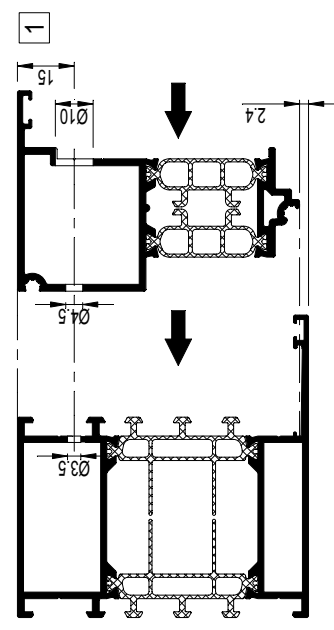
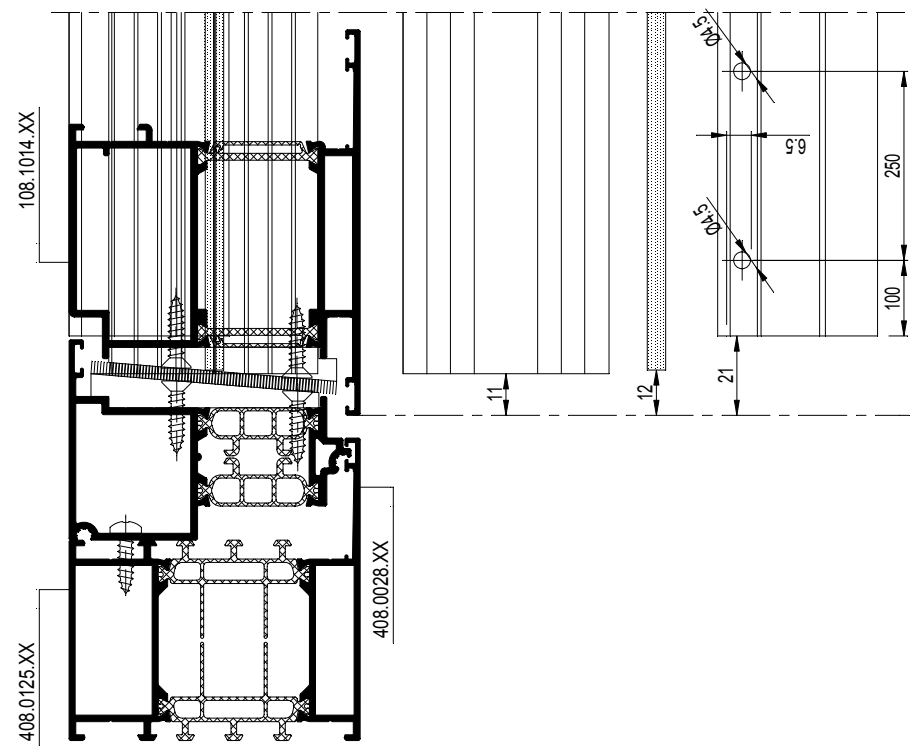
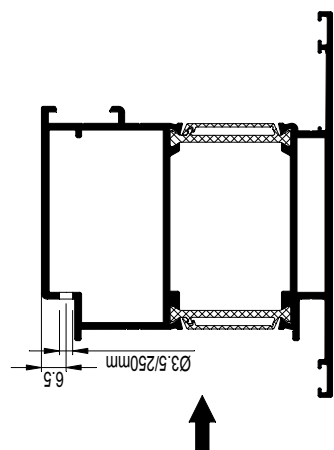
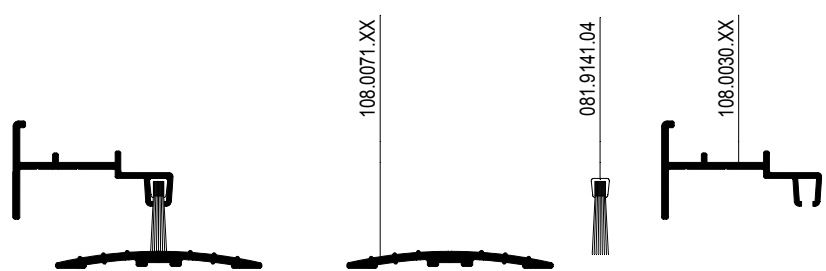


F

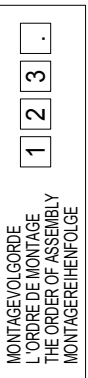
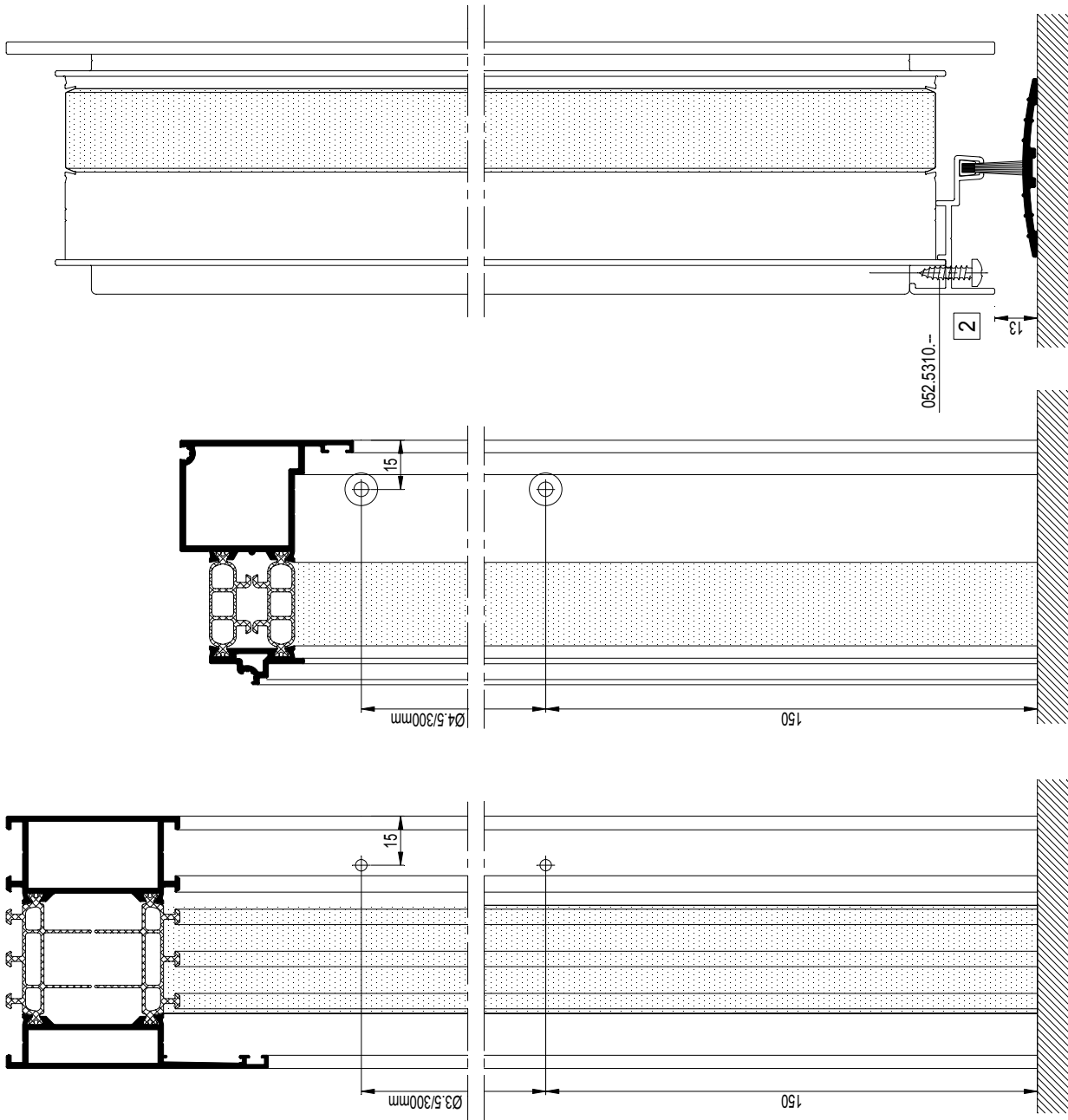


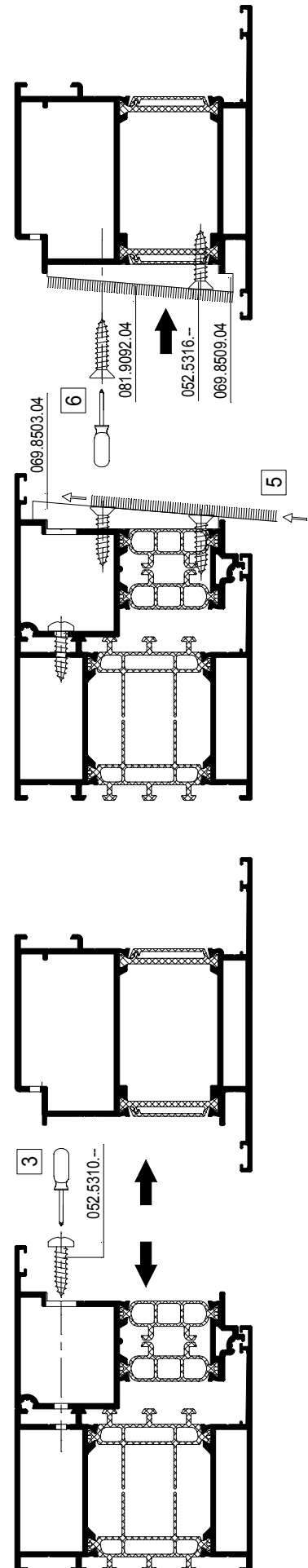
MONTAGEVOLGORDE  
 L'ORDRE DE MONTAGE  
 THE ORDER OF ASSEMBLY  
 MONTAGEREIHENFOLGE

1 2 3 .







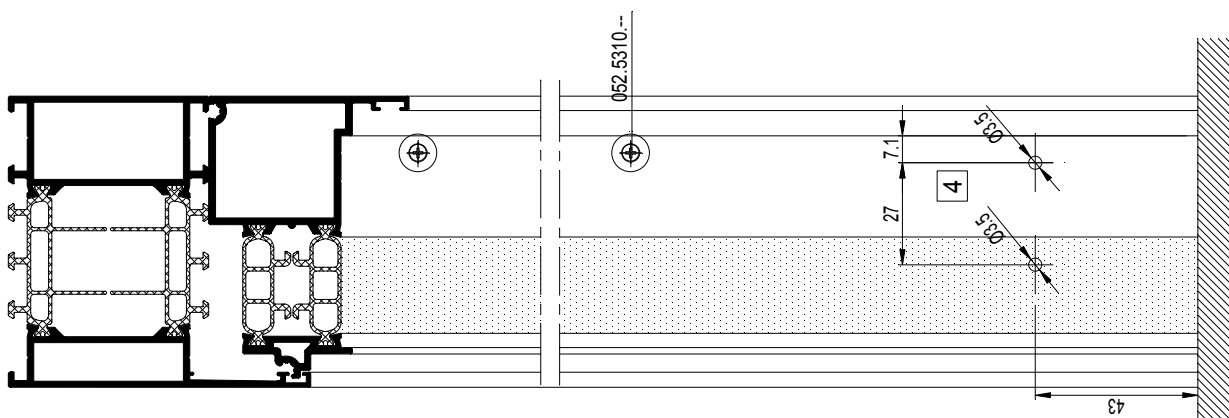
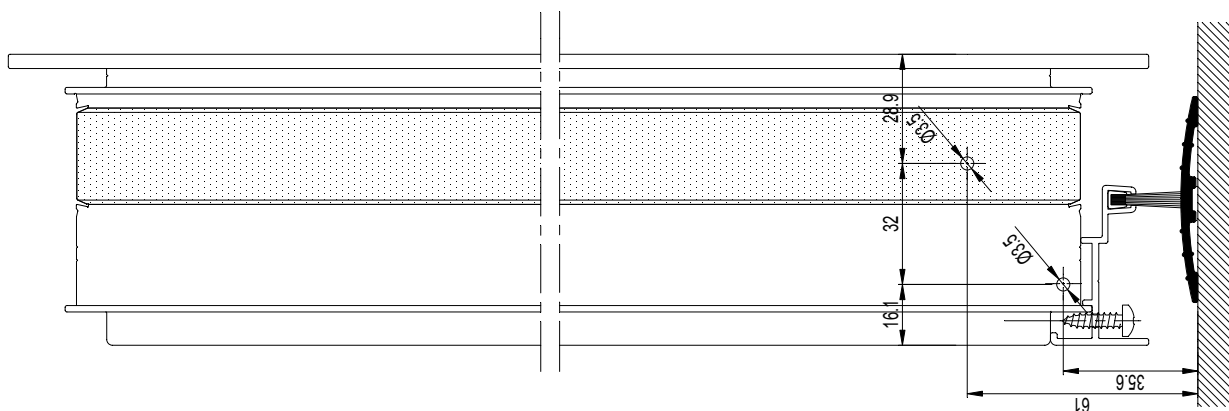
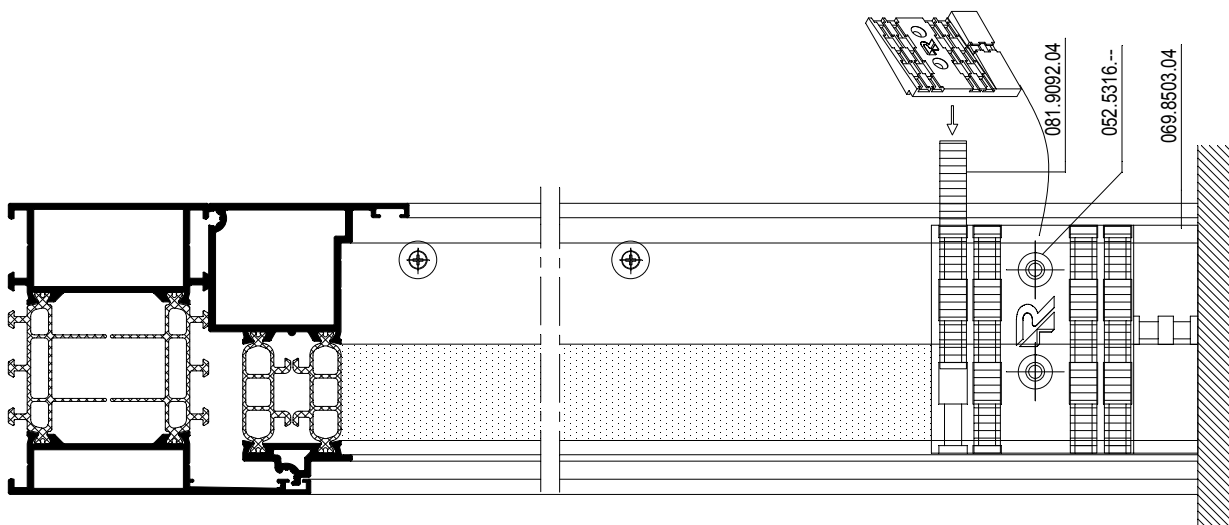
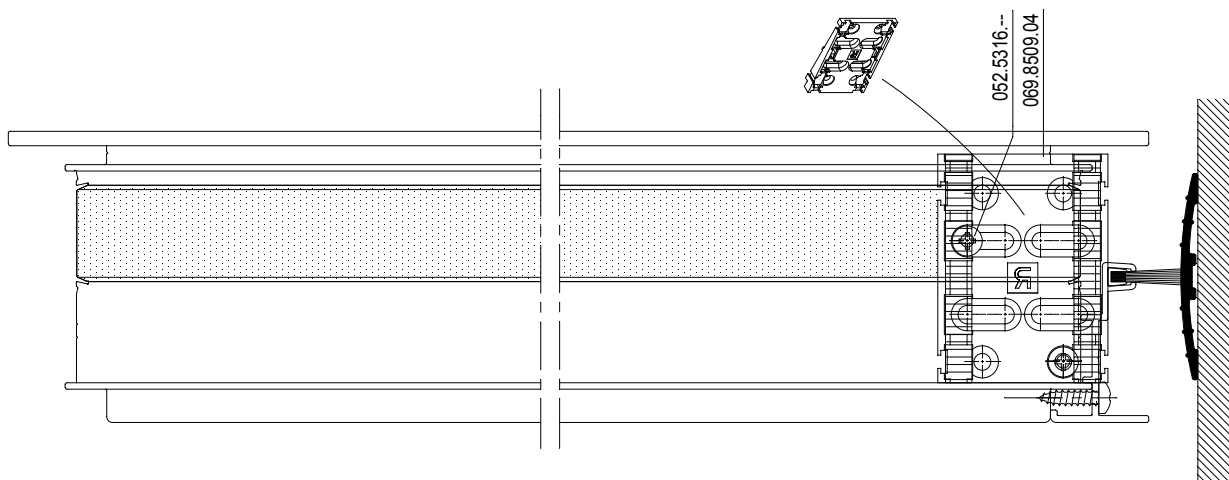


F

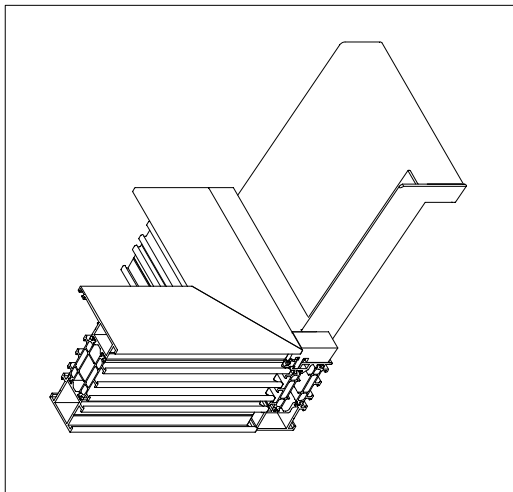
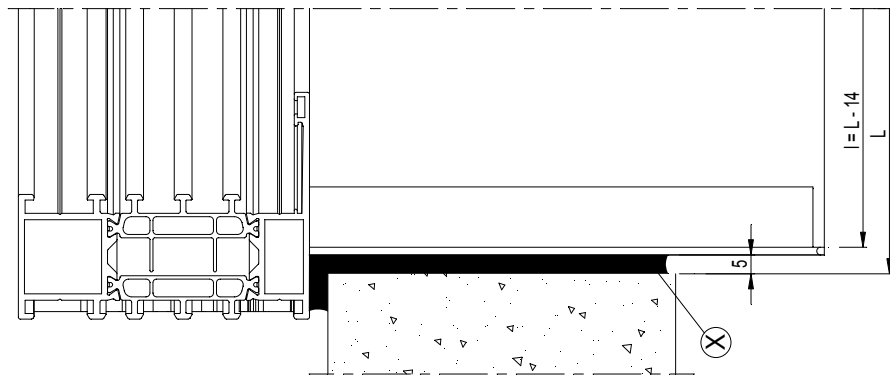
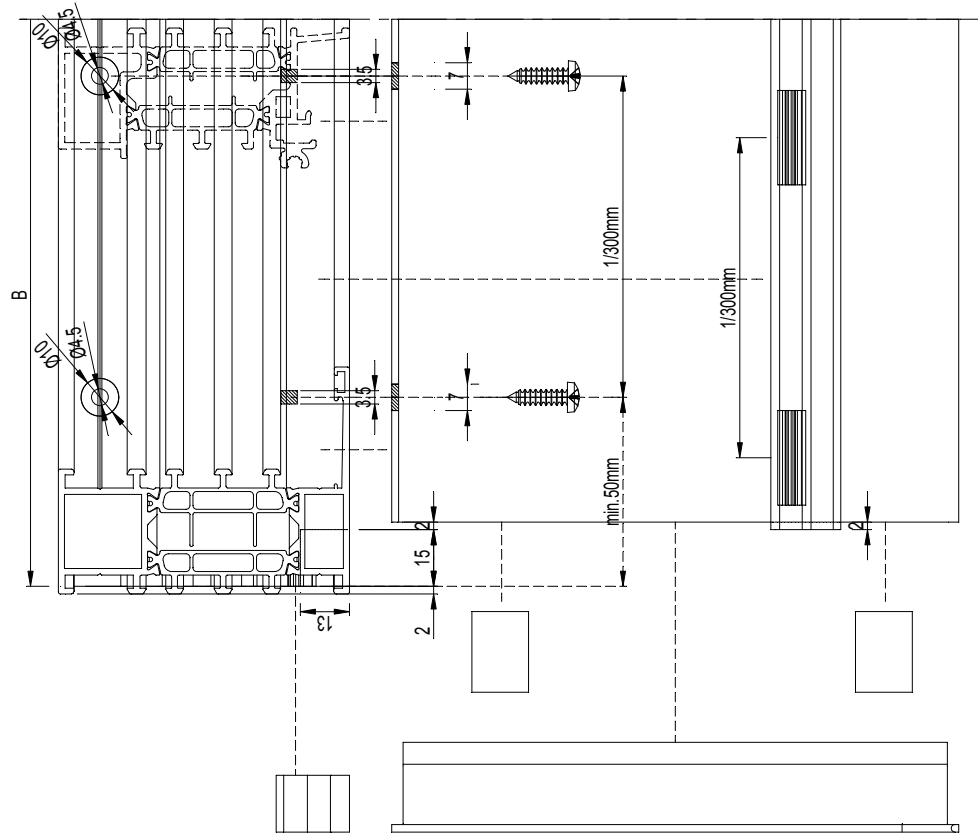
# MASTERLINE 8

Functional

SAMENGESTELDE DEUR BUITENDRAAIEND 'BORSTELAFSLUITING'  
 PORTE COMPOSEE OUVRANT VERS L'EXTERIEUR 'JOINT-BROSSE'  
 COMBINED DOOR OUTWARD OPENING 'BRUSH'  
 KOMBINIERTUE NACH AUSS. OEFFNEND 'BUERSTENDICHTUNG'



MONTAGEVOLGORDE	1	2	3	.
L'ORDRE DE MONTAGE	1	2	3	.
THE ORDER OF ASSEMBLY	1	2	3	.
MONTAGEREIHENFOLGE	1	2	3	.





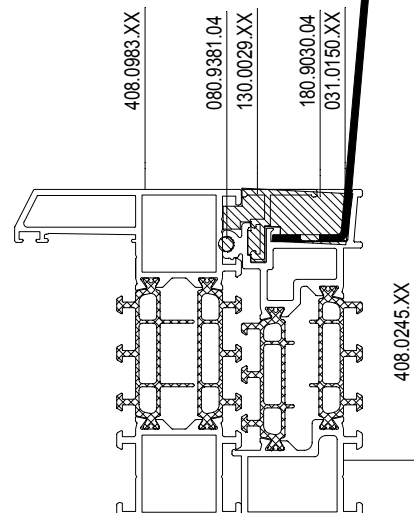
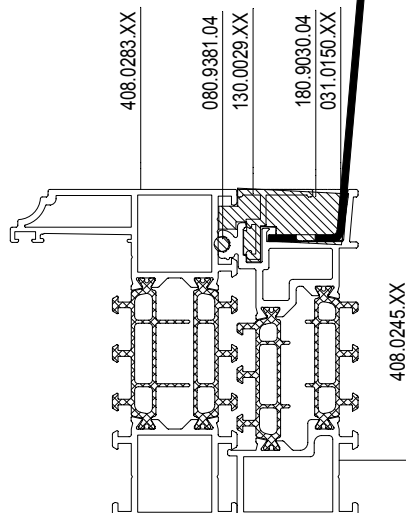
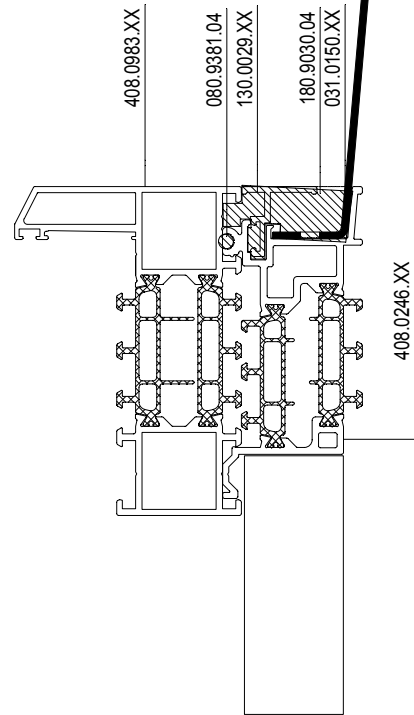
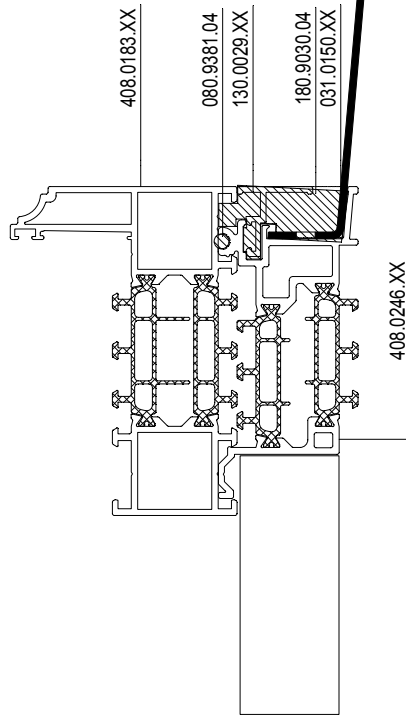
MONTAGEVOLGORDE  
 L'ORDRE DE MONTAGE  
 THE ORDER OF ASSEMBLY  
 MONTAGEREIHENFOLGE

- 1
- 2
- 3

\* zie/voir/see/si/siehe functional

				#	$L_m$
031.0150.XX				1	B
130.0029.XX				2	B - 56
408.0245.XX*				1	B

\* of/u/or/oder 408.0246.XX

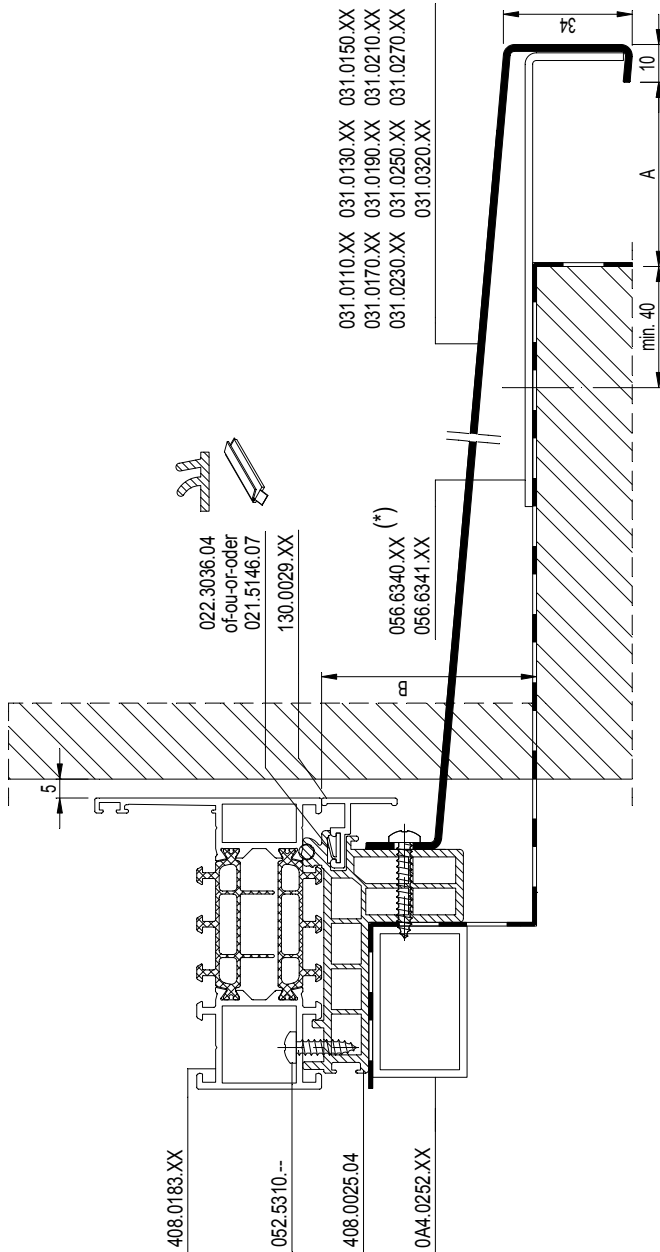


# MASTERLINE 8

Deco

PLAATSING VAN ONDERDORPEL  
FINITION LATERALE SEUIL  
SEALING SILL/THRESHOLD  
MONTAGE WETTERSCHENKEL



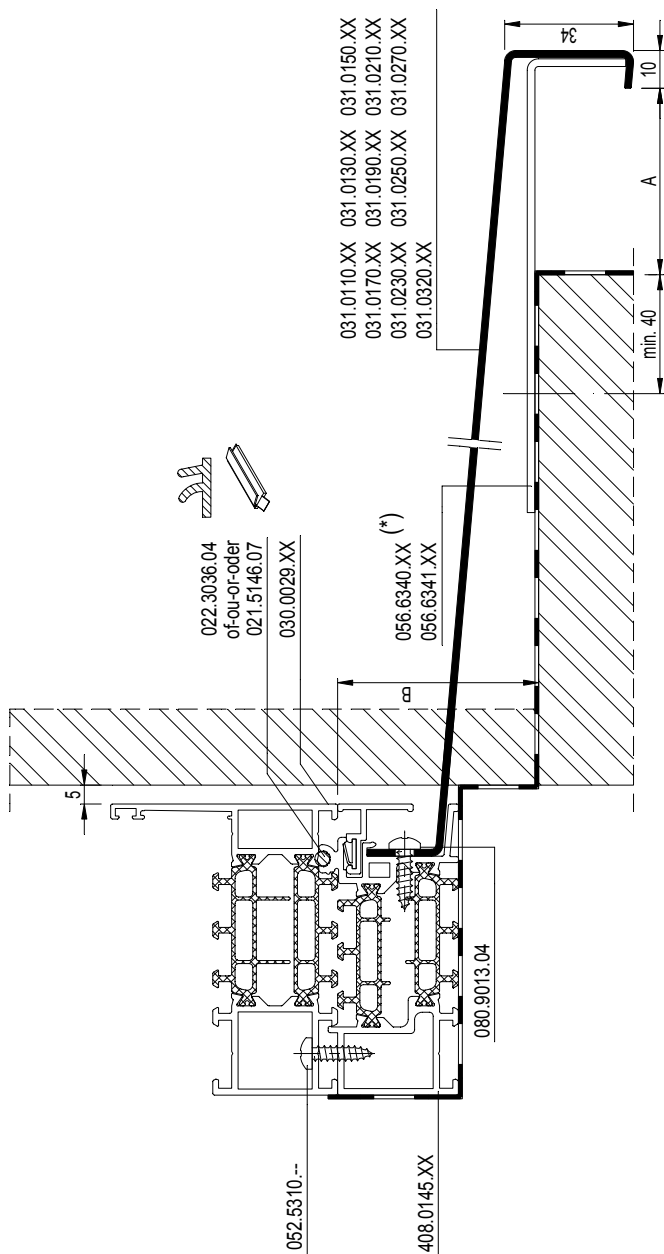


A = afhankelijk van afwerking (bepleistering min. 50mm)  
A = dépend de la finition (crepissage min. 50mm)  
A = depends on finishing (plastering min. 50mm)  
A = ist von der Ausführung abhängig (putz min. 50mm)

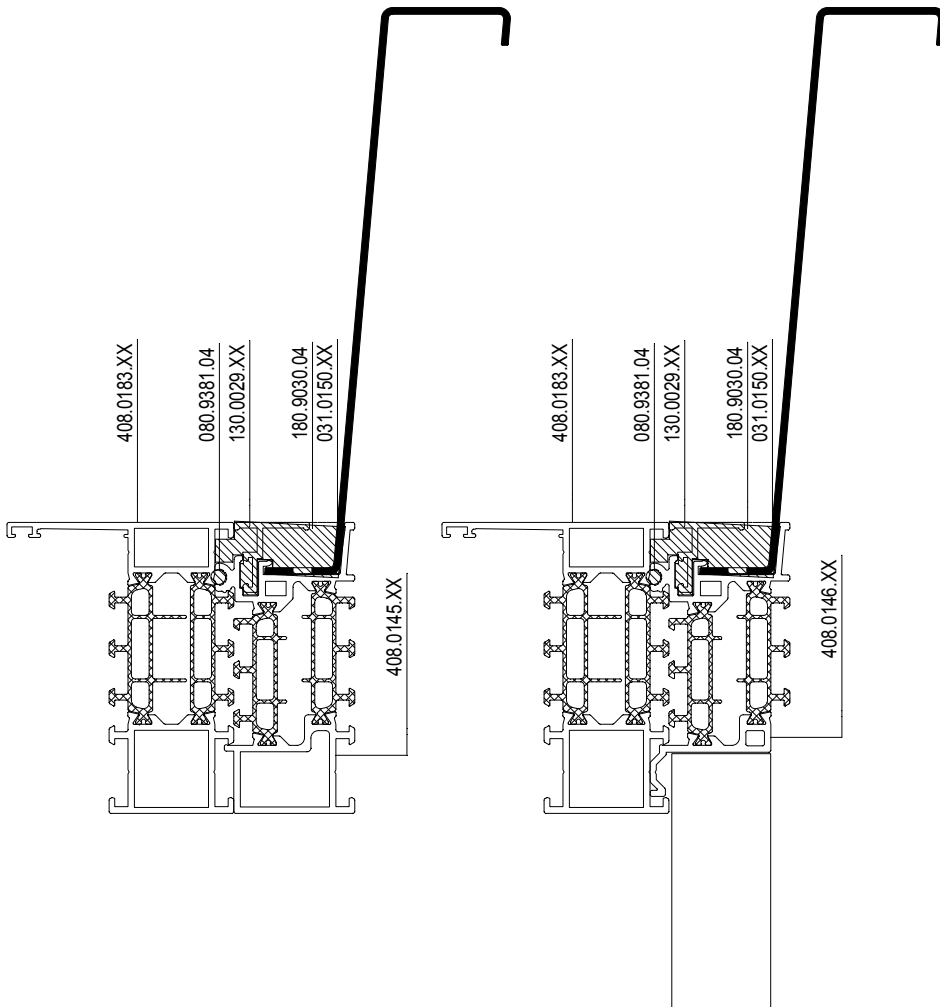
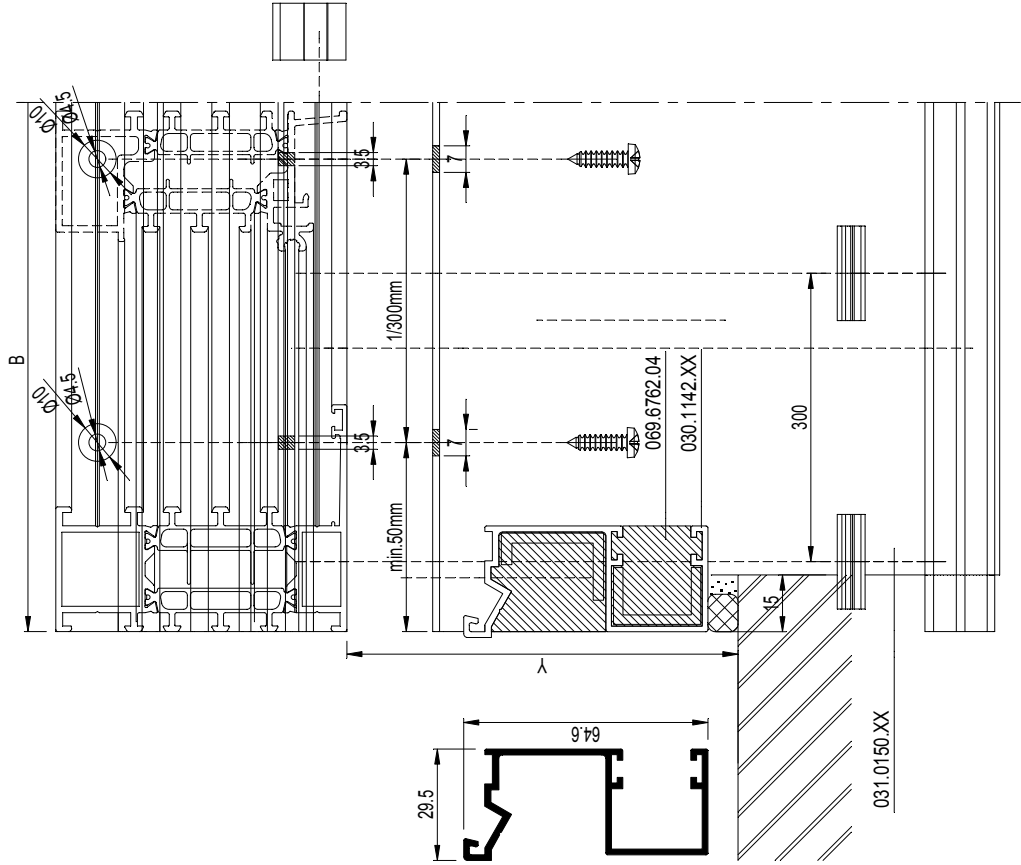
Art. Nr.	sill width [mm]	B [mm]
031.0110.XX	110	47
031.0130.XX	130	48
031.0150.XX	150	50
031.0170.XX	170	52
031.0190.XX	190	54
031.0210.XX	210	55
031.0230.XX	230	57
031.0250.XX	250	59
031.0270.XX	270	61
031.0320.XX	320	65

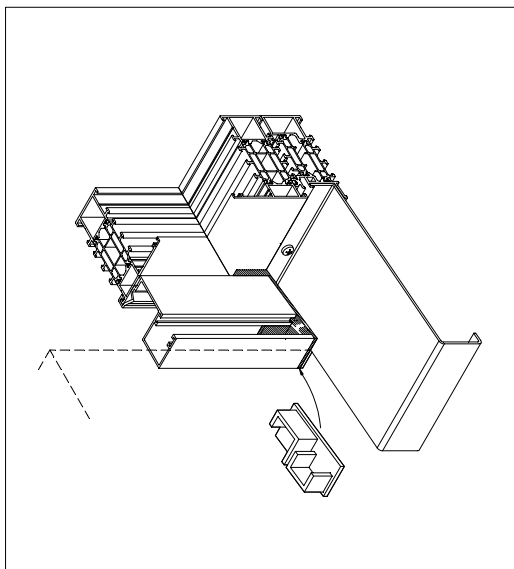
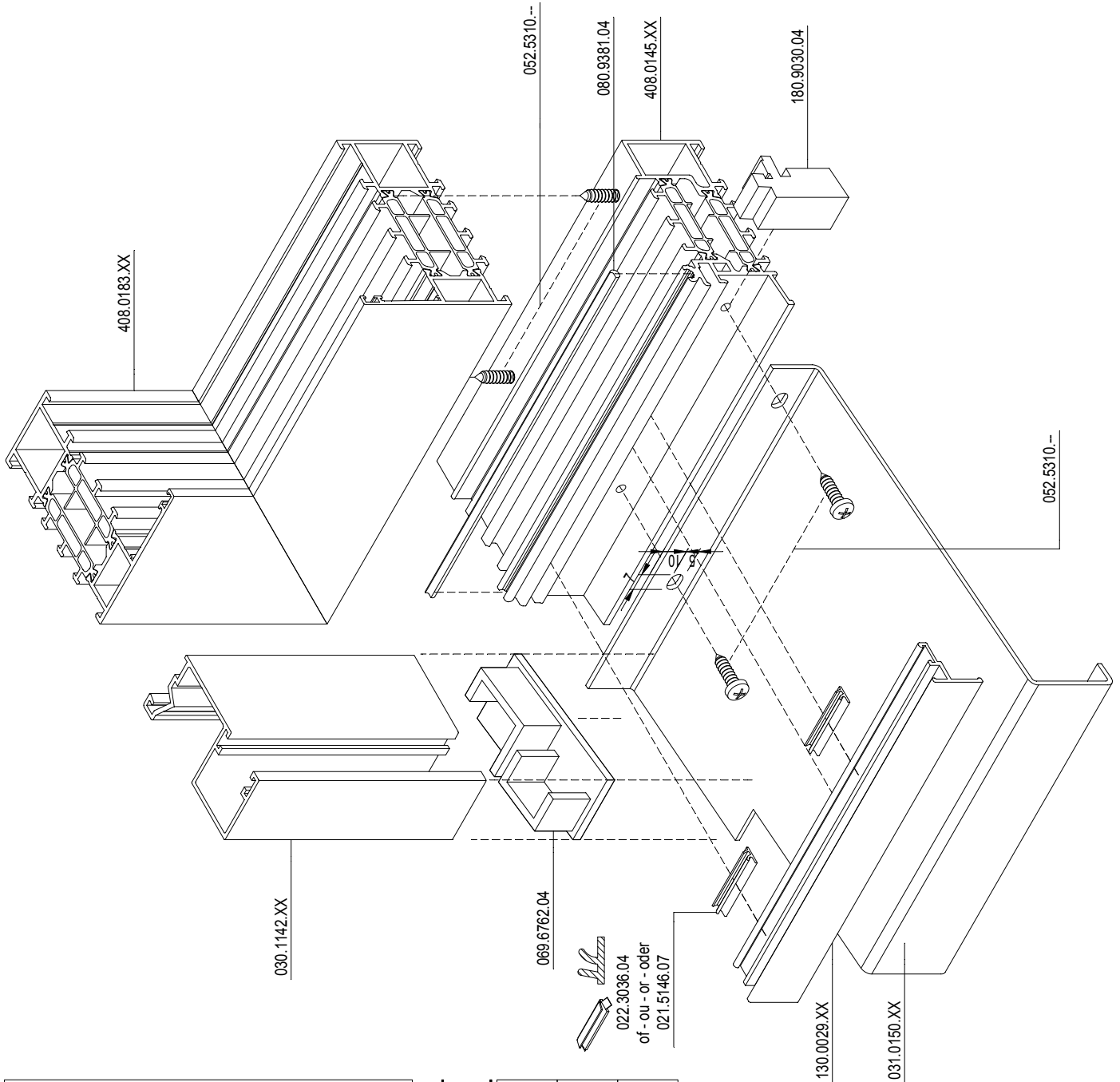
(\*)  
OPTIONEEL : ENKEL BIJ ZWARE BELASTING  
OPTION : SEULEMENT EN CAS DE CHARGE LOURDE  
OPTIONAL : ONLY IN CASE OF HEAVY LOAD  
OPTIONAL : NUR MIT SCHWERER LAST





Art. Nr.	sill width [mm]	B [mm]
031.0110.XX	110	46
031.0130.XX	130	47
031.0150.XX	150	49
031.0170.XX	170	51
031.0190.XX	190	53
031.0210.XX	210	54
031.0230.XX	230	56
031.0250.XX	250	59
031.0270.XX	270	60
031.0320.XX	320	65

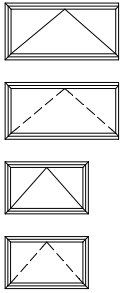




			#	↳ Lm
031.0150.XX			1	B
130.0029.XX			2	B - 56
408.0145.XX			1	B

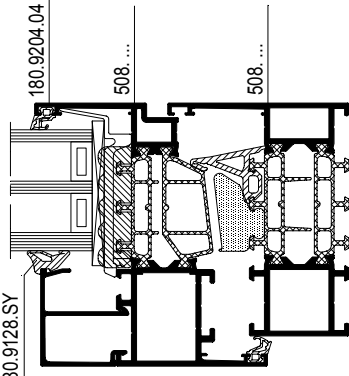
MONTAGEVOLGORDE	1	2	3	.
L'ORDRE DE MONTAGE	1	2	3	.
THE ORDER OF ASSEMBLY	1	2	3	.
MONTAGEREIHENFOLGE	1	2	3	.

2



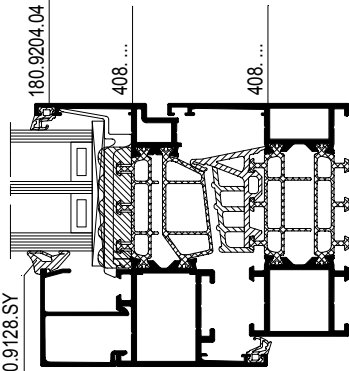
080.9123.SY  
080.9124.SY  
080.9125.SY  
080.9126.SY  
080.9128.SY

**HI+**

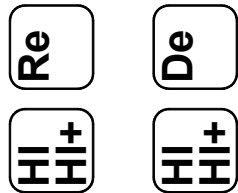
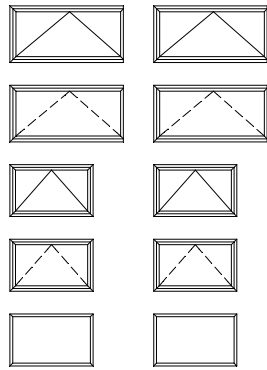


080.9123.SY  
080.9124.SY  
080.9125.SY  
080.9126.SY  
080.9128.SY

**HI**

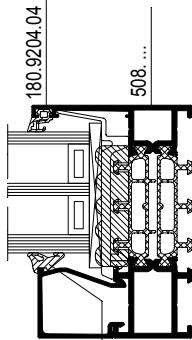


1



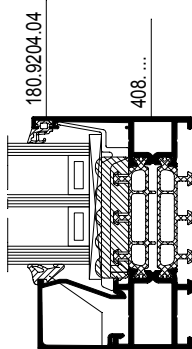
080.9123.SY  
080.9124.SY  
080.9125.SY  
080.9126.SY  
080.9128.SY

**HI+**



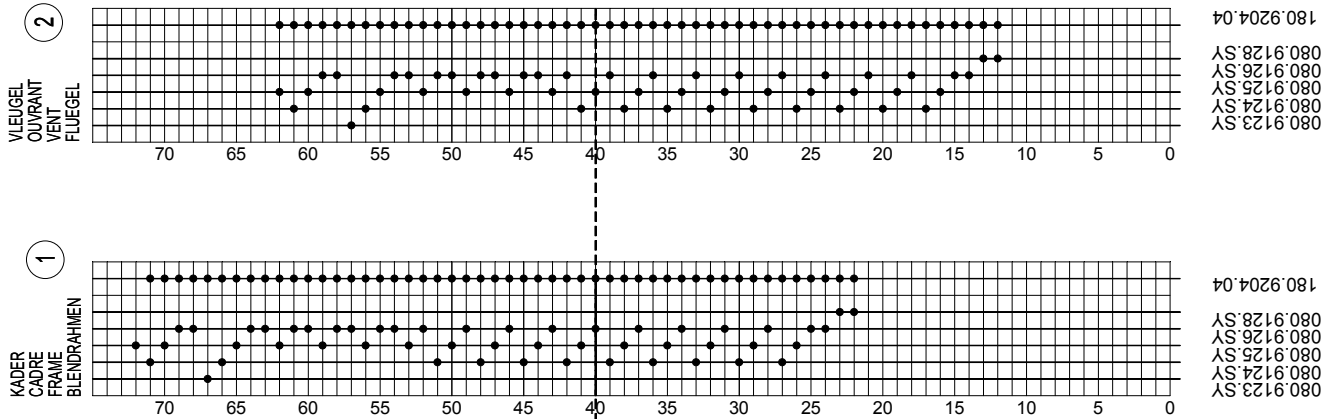
080.9123.SY  
080.9124.SY  
080.9125.SY  
080.9126.SY  
080.9128.SY

**HI**





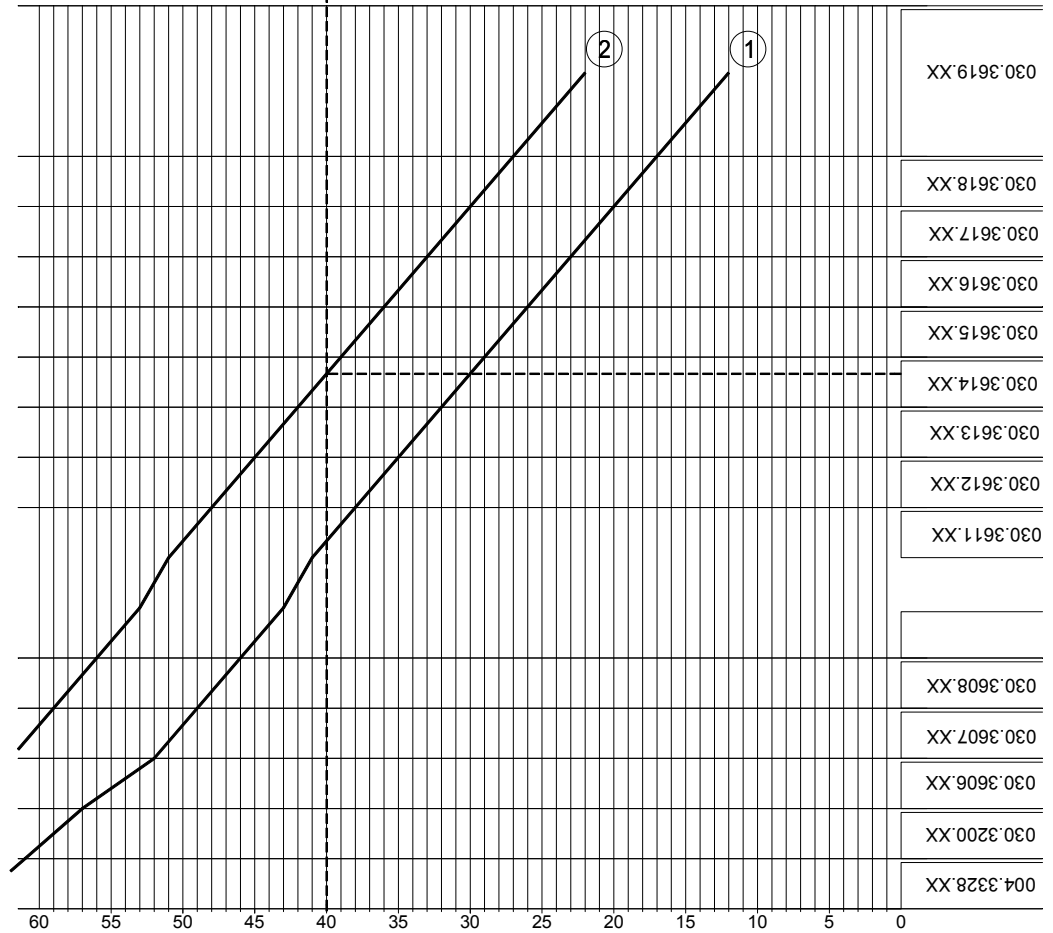
BEGLAZINGSRUBBER - JOINT DE VITRAGE - GLAZING GASKET - VERGLASUNGSDICHTUNG



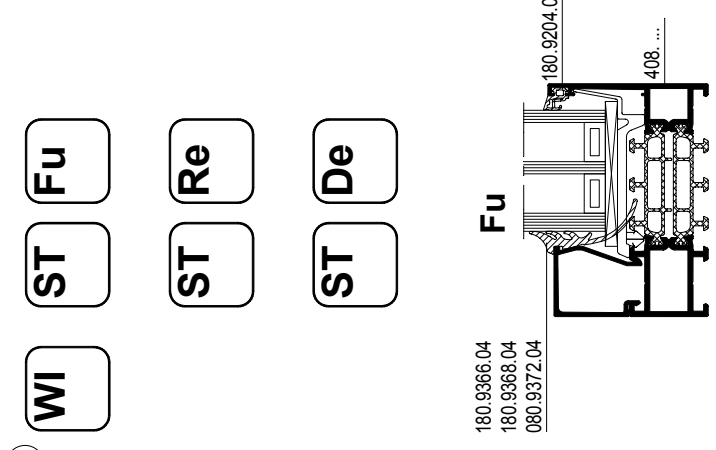
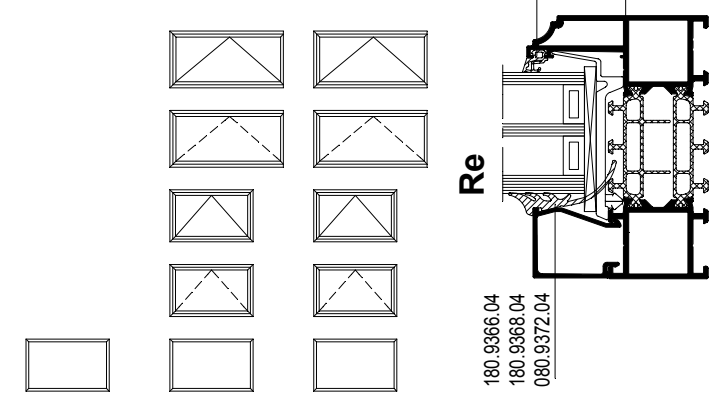
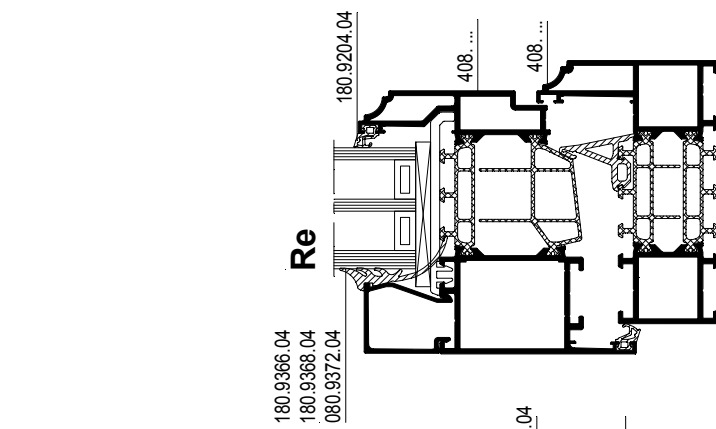
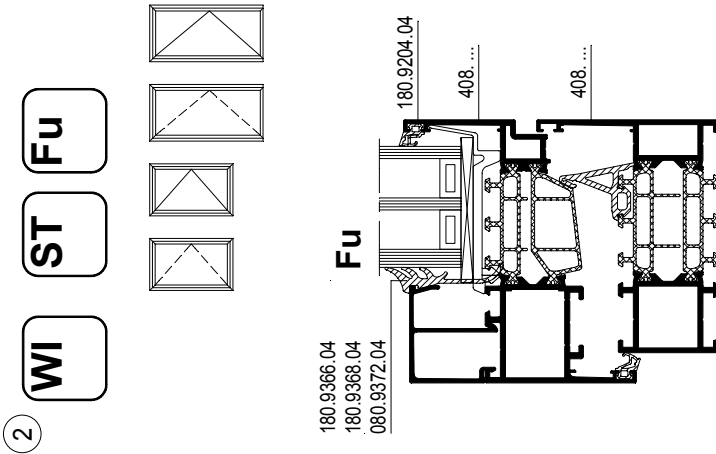
GLASDIKTE - EPAISSEUR DE VITRAGE - GLAZING THICKNESS - GLASSDICKE

EXAMPLE : GLASS 40MM INSIDE OPENING WINDOW > VENT  
GLAZING BEAD 030.3614.XX  
GLAZING GASKET INSIDE 080.9126.SY  
GLAZING GASKET OUTSIDE 180.9204.04

GLASS THICKNESS > 50MM : PLACE ADDITIONAL GLASS SUPPORT 169.8700.04  
GLAZING METHOD D0099603



F

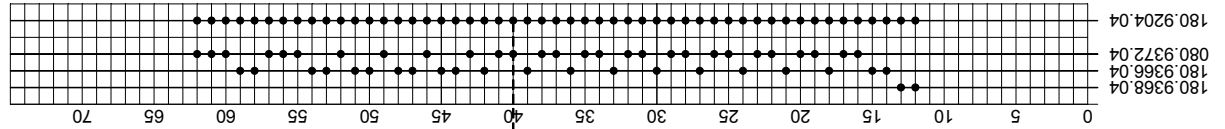




BEGLAZINGSRUBBER - JOINT DE VITRAGE - GLAZING GASKET - VERGLASUNGSDICHTUNG

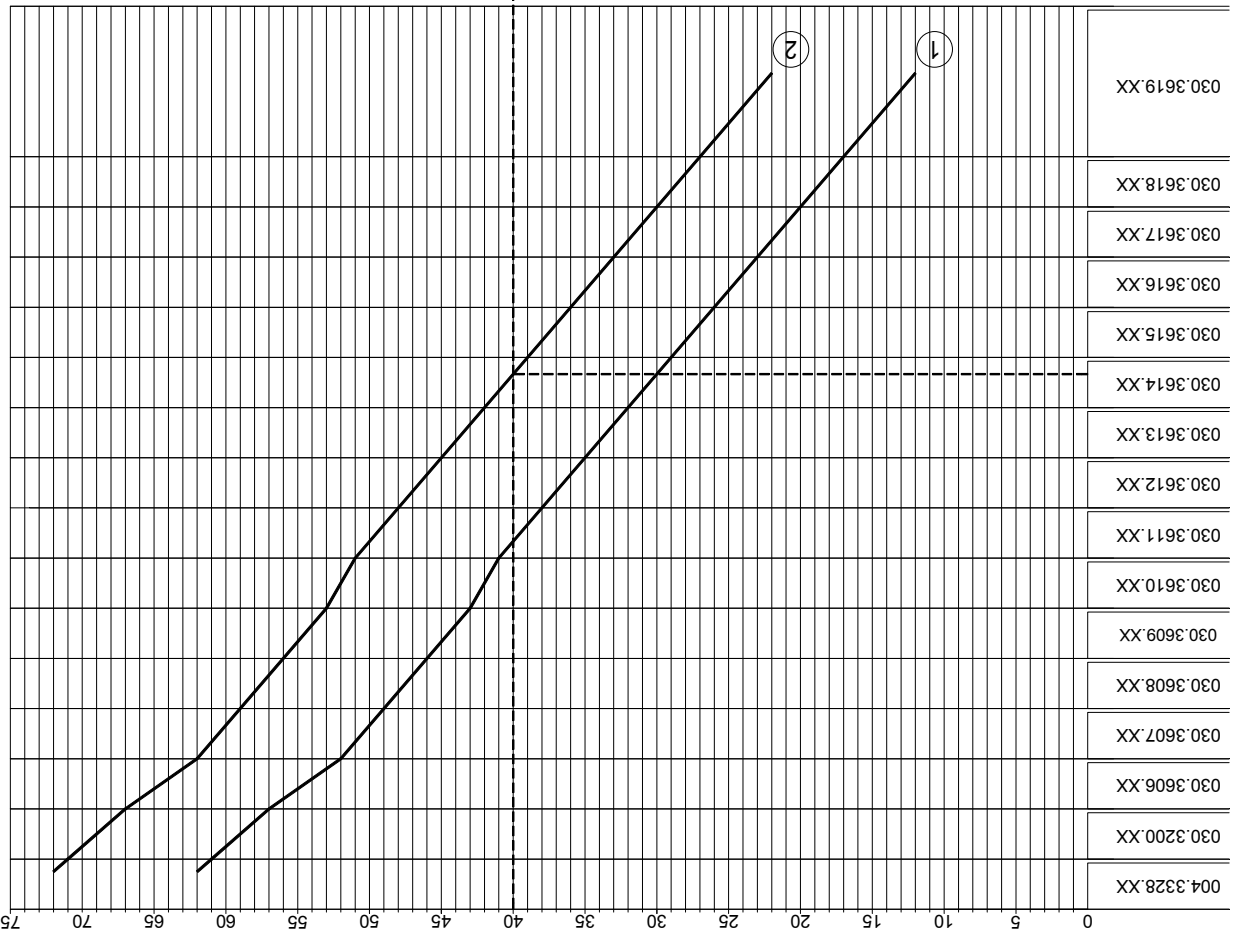
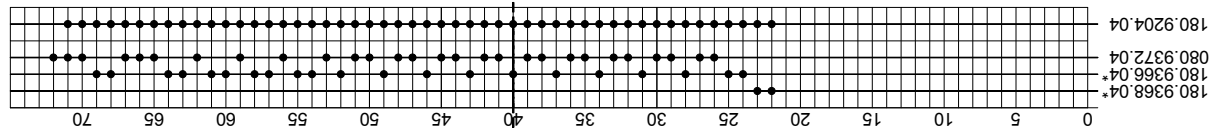
FLUEGEL  
VENT  
OUVRANT  
VLEUGEL

②



BLENDRAHMEN  
FRAME  
CADRE  
KADER

①

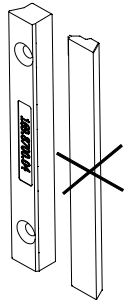
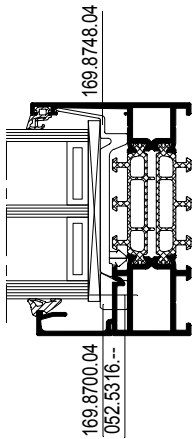
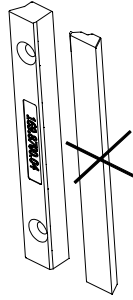
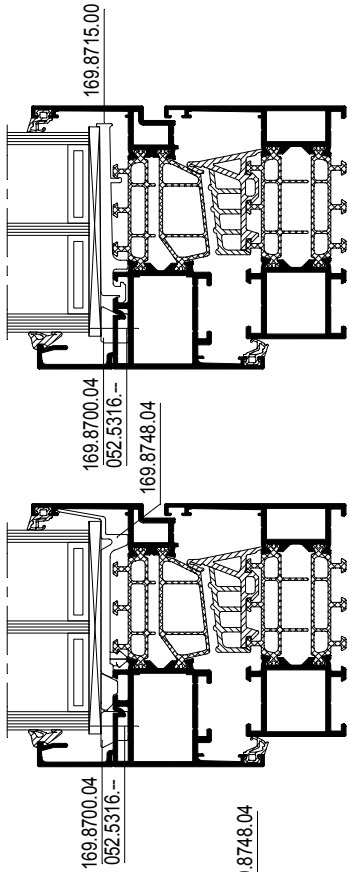


GLASDIKTE - EPAISSEUR DE VITRAGE - GLAZING THICKNESS - GLASSDICKE

GLASS THICKNESS > 60MM : PLACE ADDITIONAL GLASS SUPPORT 169.8700.04  
GLAZING METHOD D0099707

\* 180.9366.04 AND 180.9368.04  
AVAILABLE FROM 4-2016!  
SUBSTITUTE  
080.9126.SY AND 080.9128.SY  
RESP.  
BUT NOTE THAT Uf VALUES WILL  
NOT BE VALID.

EXAMPLE : GLASS 40MM INSIDE OPENING  
WINDOW > VENT  
GLAZING BEAD 030.3614.XX  
GLAZING GASKET INSIDE 080.9372.SY  
GLAZING GASKET OUTSIDE 180.9204.04

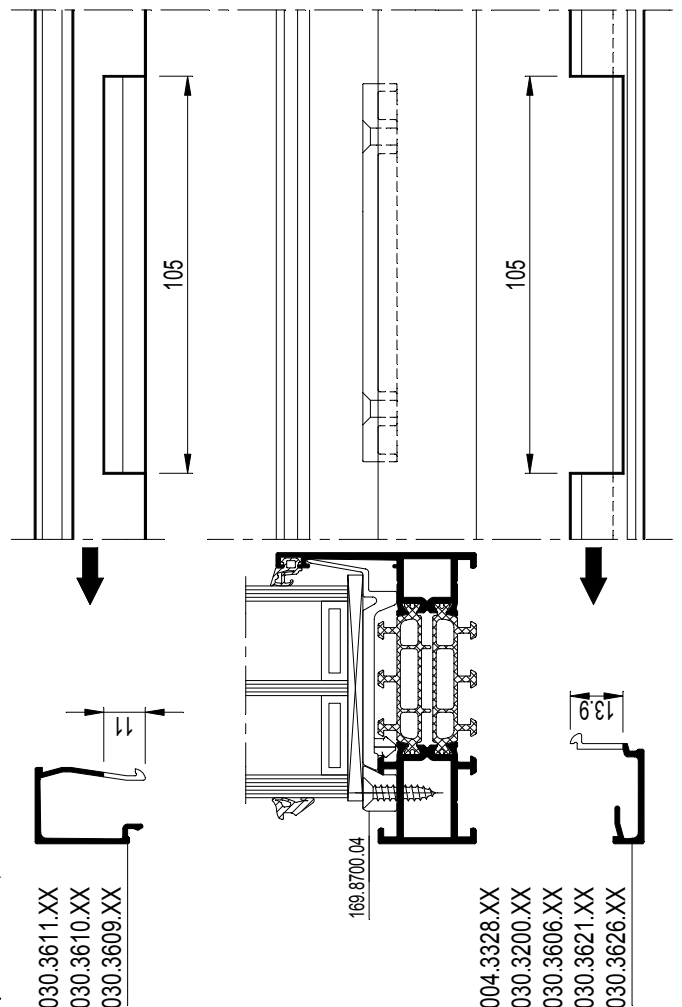
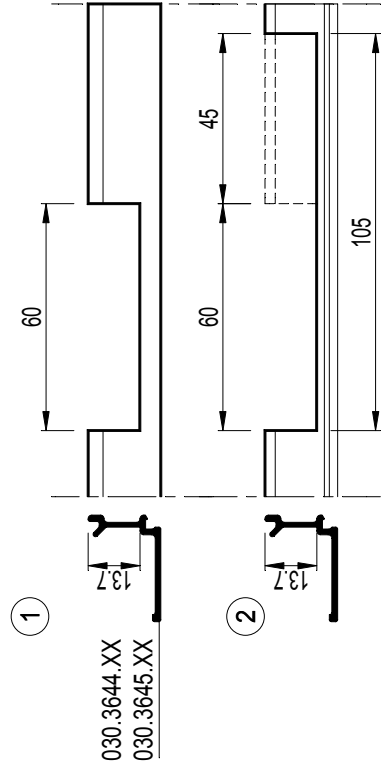


	030.3200.XX 030.3606.XX 030.3607.XX 004.3328.XX
	095.C500.00 095.C600.00 097.Y700.00

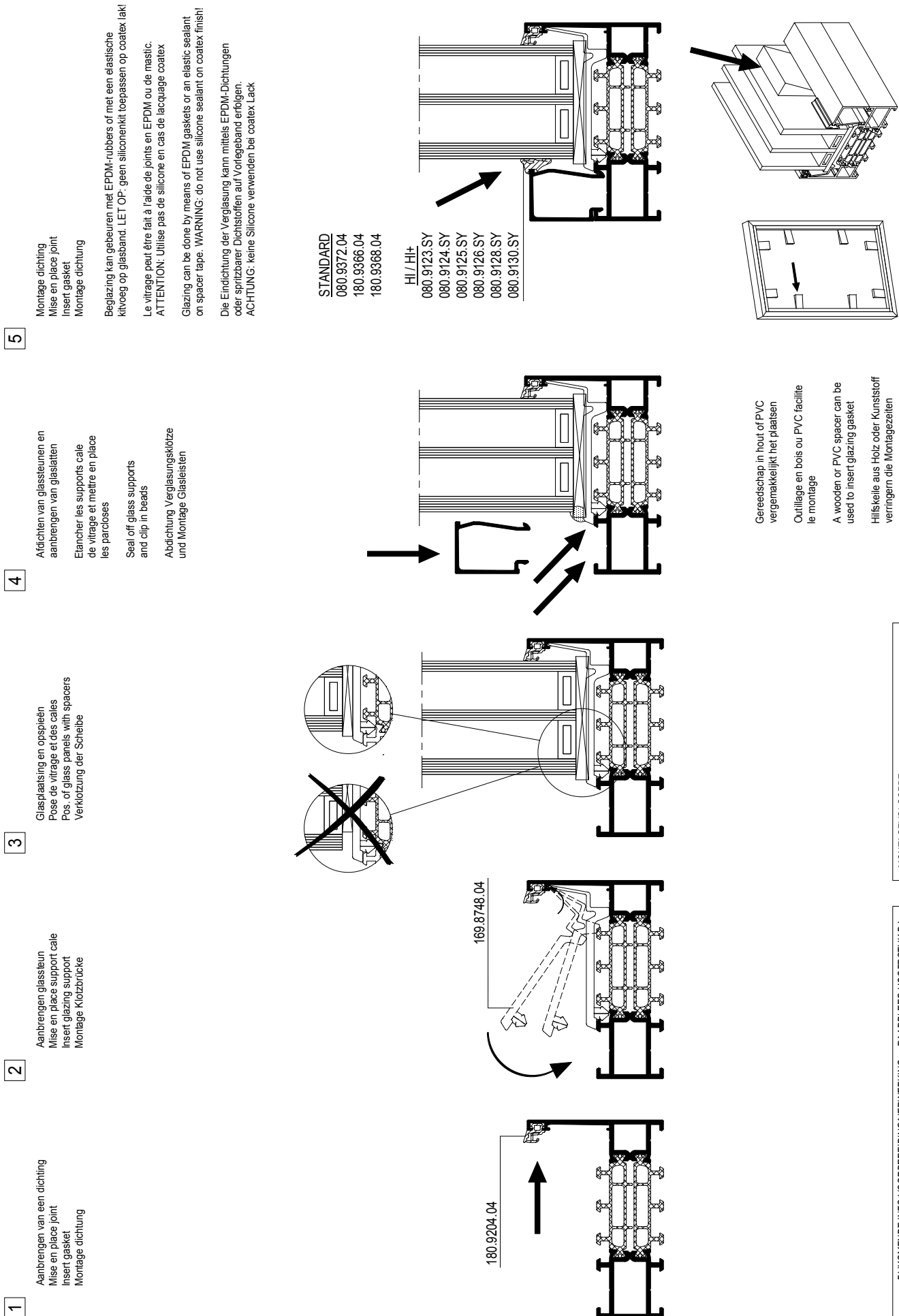
	030.3609.XX 030.3610.XX 030.3611.XX
	095.C500.00 095.C600.00 097.Y800.00

	030.3607.XX 030.3608.XX

	030.3644.XX 030.3645.XX
	095.C500.00 095.C600.00 097.Y100.00







5

Montage dichting  
Mise en place joint  
Insert gasket  
Montage dichtung

Beglazing kan gebeuren met EPDM-rubbers of met een elastische kitroeg op glasband. LET OP: geen siliconenkit toepassen op coatex lak!  
Le vitrage peut être fait à l'aide de joints en EPDM ou de mastic.  
ATTENTION: Utilisez pas de silicone en cas de laquage coatex

Glazing can be done by means of EPDM gaskets or an elastic sealant on spacer tape. WARNING: do not use silicone sealant on coatex finish!  
Die Einrichtung der Verglasung kann mittels EPDM-Dichtungen oder spritzbarer Dichtstoffen auf Vorlegeband erfolgen.  
ACHTUNG: keine Silicone verwenden bei coatex Lack

- STANDARD  
080.9372.04  
180.9366.04  
180.9368.04
- HI / HI+  
080.9123.SY  
080.9124.SY  
080.9125.SY  
080.9126.SY  
080.9128.SY  
080.9130.SY

4

Afdichten van glassteunen en aanbrengen van glaslatten  
Etancher les supports cale de vitrage et mettre en place les parcloees

Seal off glass supports and clip in beads

Abdichtung Verglasungsklöbze und Montage Glasleisten

3

Glasplaatsing en opspleten  
Pose de vitrage et des cales  
Pos. of glass panels with spacers  
Verklotzung der Scheibe

2

Aanbrengen glassteun  
Mise en place support cale  
Insert glazing support  
Montage Klötzbrücke

1

Aanbrengen van een dichting  
Mise en place joint  
Insert gasket  
Montage dichtung

Gereedschap in hout of PVC  
vergemaklijkt het plaatsen  
le montage  
A wooden or PVC spacer can be  
used to insert glazing gasket  
Hilfskeile aus Holz oder Kunststoff  
verringern die Montagezeiten

MONTAGEVOLGORDE  
L'ORDRE DE MONTAGE  
THE ORDER OF ASSEMBLY  
MONTAGEREIHFOLGE

1 2 3 .

BIJKOMENDE INFO VOORBEREIDING/VERWERKING -> RAADP/LEEG HOOFDSTUK B I  
INFO COMPLÉMENTAIRE PRÉPARATION/USINAGE -> CONSULTÉZ CHAPITRE B I  
ADDITIONAL INFO PREPARATION/PROCESSING -> CONSULT CHAPTER B I  
ZUSÄTZLICHE INFO VORBEREITUNG/VERARBEITUNG -> SIEHE KAPITEL B I

# MASTERLINE 8

General

BEGLAZINGSMETHODE  
METHODE DE VITRAGE  
GLAZING METHOD  
VERGLASUNGSWEISE







F

**G**







**Toebehoren**  
**Accessoires**  
**Accessories**  
**Zubehör**



Art. N°			Art. N°		
022.5512.SY	19.G.010	D0083793	080.9310.04	19.G.017	D0053606
060.7875.--	19.G.027	D0092443	080.9320.04	19.G.020	D0063033
065.6390.XX	19.G.013	D0060044	080.9372.04	19.G.019	D0054919
065.6391.XX	19.G.013	D0060044	080.9629.07	19.G.020	D0063033
065.6393.XX	19.G.014	D0060045	080.9637.04	19.G.022	D0096106
065.6394.XX	19.G.014	D0060045	080.9641.04	19.G.019	D0054919
065.6449.--	19.G.015	D0060047	080.9671.04	19.G.019	D0054919
065.6450.--	19.G.015	D0060047	080.9677.04	19.G.018	D0060040
065.6451.--	19.G.015	D0060047	080.9678.04	19.G.018	D0060040
065.6832.XX	19.G.012	D0059156	080.9698.04	19.G.021	D0092220
065.6833.XX	19.G.012	D0059156	080.9699.04	19.G.021	D0092220
068.7794.00	19.G.001	D0054934	080.9800.04	19.G.019	D0054919
068.7794.00	19.G.002	D0054935	080.9805.04	19.G.018	D0060040
068.7794.00	19.G.003	D0054937	080.9808.04	19.G.018	D0060040
068.7794.00	19.G.004	D0095614	080.9809.04	19.G.018	D0060040
068.7797.00	19.G.001	D0054934	081.9038.--	19.G.011	D0054165
068.7797.00	19.G.002	D0054935	081.9039.--	19.G.011	D0054165
068.7797.00	19.G.003	D0054937	081.9040.--	19.G.011	D0054165
068.7797.00	19.G.004	D0095614	081.9041.--	19.G.011	D0054165
068.8687.04	19.G.016	D0053599	081.9042.--	19.G.011	D0054165
068.8714.00	19.G.030_03.001	D0097768	081.9050.--	19.G.011	D0054165
068.8805.00	19.G.001	D0054934	082.5100.--	19.G.026	D0084526
068.8805.00	19.G.002	D0054935	082.5200.--	19.G.026	D0084526
068.8805.00	19.G.003	D0054937	087.9870.07	19.G.005	D0093152
068.8805.00	19.G.004	D0095614	087.9873.07	19.G.005	D0093152
068.8807.00	19.G.001	D0054934	087.9880.07	19.G.005	D0093152
068.8807.00	19.G.002	D0054935	087.9881.07	19.G.005	D0093152
068.8807.00	19.G.003	D0054937	087.9882.07	19.G.005	D0093152
068.8807.00	19.G.004	D0095614	087.9940.04	19.G.030_03.001	D0097768
069.6485.04	19.G.007	D0095125			
069.6883.04	19.G.009	D0053598			
069.6897.04	19.G.008	D0053597			
069.7690.XX	19.G.010	D0083793			
069.7691.XX	19.G.010	D0083793			
069.7692.XX	19.G.010	D0083793			
069.7693.XX	19.G.010	D0083793			
069.8360.04	19.G.009	D0053598			
069.8373.04	19.G.030_03.002	D0098084			
069.8426.04	19.G.009	D0053598			
069.8427.04	19.G.009_04.001	D2001037			
069.8462.04	19.G.025	D0092223			
069.8463.04	19.G.025	D0092223			
069.8503.04	19.G.009	D0053598			
069.8509.04	19.G.009	D0053598			
069.8511.04	19.G.008	D0053597			
069.8512.04	19.G.008	D0053597			
069.8515.04	19.G.008	D0053597			
069.8518.04	19.G.008	D0053597			
069.8670.04	19.G.024	D0092222			
069.8675.04	19.G.025	D0092223			
069.8676.04	19.G.025	D0092223			
069.8700.04	19.G.028	D0092773			
069.8716.00	19.G.029	D0092504			
069.8718.00	19.G.028	D0092773			
069.8719.00	19.G.028	D0092773			
069.8748.01	19.G.016	D0053599			
080.8442.04	19.G.019	D0054919			
080.9035.04	19.G.022	D0096106			
080.9036.04	19.G.022	D0096106			
080.9078.04	19.G.017	D0053606			
080.9089.04	19.G.027	D0092443			
080.9091.04	19.G.017	D0053606			
080.9091.04	19.G.028	D0092773			
080.9092.04	19.G.024	D0092222			
080.9093.04	19.G.027	D0092443			
080.9094.04	19.G.020	D0063033			
080.9139.04	19.G.006	D0093292			
080.9231.07	19.G.006	D0093292			
080.9240.04	19.G.017	D0053606			
080.9264.04	19.G.020	D0063033			

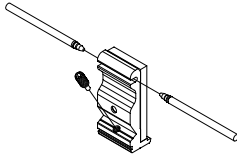


Art. N°			Art. N°		
095.H817.00 097.0175.00 097.0786.00 097.0787.00	19.G.030 19.G.030_03.003 19.G.030_03.003 19.G.030_03.004	D0092774 D0098051 D0098051 D0098184			

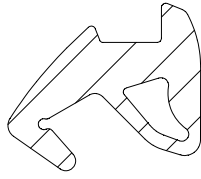




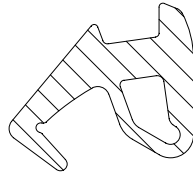
**068.8714.00**  
(TEST01)



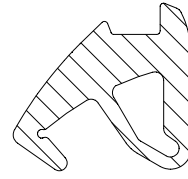
**080.9123.SY**  
(19H.G.027)



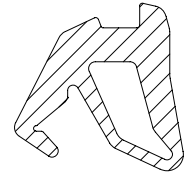
**080.9124.SY**  
(19H.G.027)



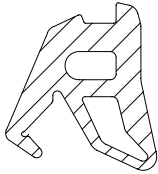
**080.9125.SY**  
(19H.G.027)



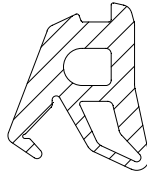
**080.9126.SY**  
(19H.G.028)



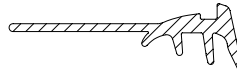
**080.9128.SY**  
(19H.G.028)



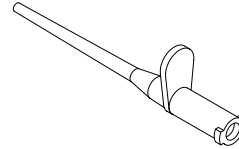
**080.9130.SY**  
(19H.G.028)



**080.9372.04**  
(19H.G.026)



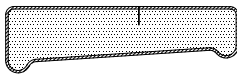
**084.9075.--**  
(19H.G.032)



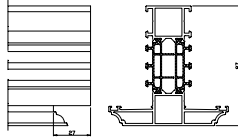
**084.9107.--**  
(19H.G.032)



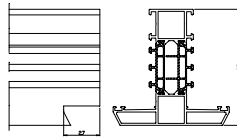
**087.9940.04**  
(19H.G.034)



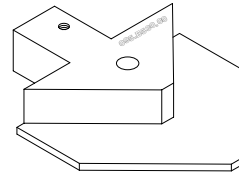
**095.B129.00**  
(19H.G.041)



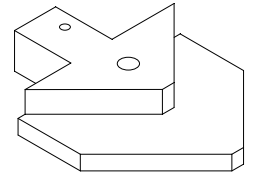
**095.B130.00**  
(19H.G.041)



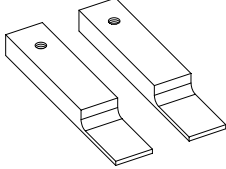
**095.B530.00**  
(19H.G.051)



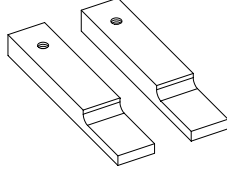
**095.B547.00**  
(19H.G.051)



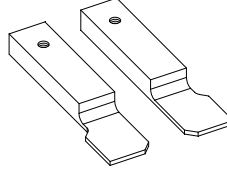
**095.B560.00**  
(19H.G.052)



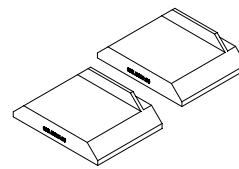
**095.B562.00**  
(19H.G.053)



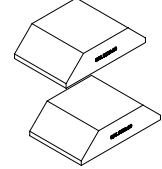
**095.B574.00**  
(19H.G.052)



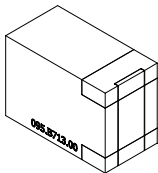
**095.B619.00**  
(19H.G.038)



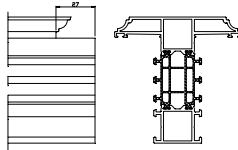
**095.B620.00**  
(19H.G.038)



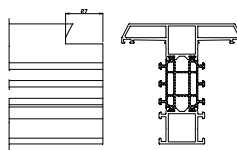
**095.B713.00**  
(19H.G.040)



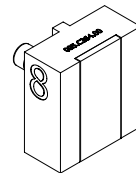
**095.C327.00**  
(19H.G.041)



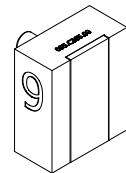
**095.C328.00**  
(19H.G.041)



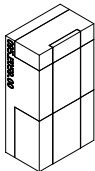
**095.C364.00**  
(19H.G.040)



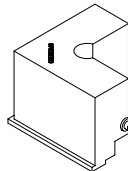
**095.C365.00**  
(19H.G.040)



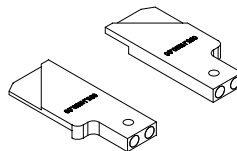
**095.E059.00**  
(19H.G.040)



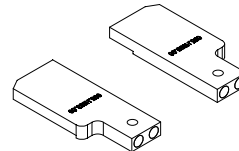
**095.H820.00**  
(19H.G.047)



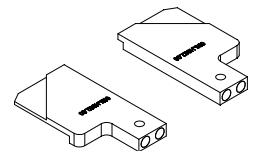
**095.H850.00**  
(19H.G.049)



**095.H853.00**  
(19H.G.049)



**095.H862.00**  
(19H.G.050)

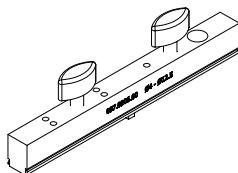


**095.N200.00**  
(19H.G.054)

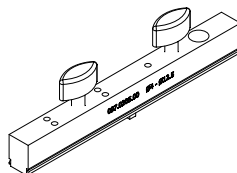


LAJONKORON  
MACHINE A SOLDER  
SCHWEISSMASCHINE  
WELDING MACHINE  
MASZINA SE SPOJANURA  
SPAVANJE MAZINA

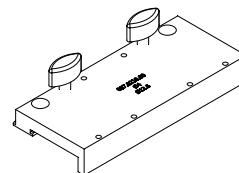
**097.0205.00**  
( )



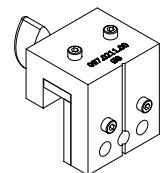
**097.0205.00**  
(19H.G.042)



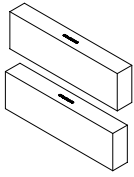
**097.0210.00**  
(19H.G.042)



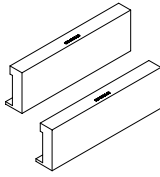
**097.0211.00**  
(19H.G.043)



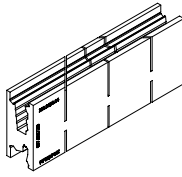
097.0215.00  
(19H.G.039)



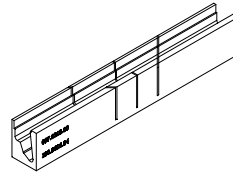
097.0216.00  
(19H.G.039)



097.0217.00  
(19H.G.055)



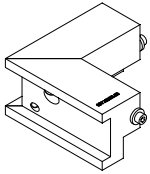
097.0218.00  
(19H.G.055)



097.D300.00  
(19H.G.048)



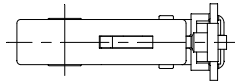
097.W100.00  
(19H.G.047)



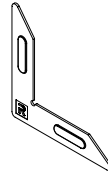
160.7000.--  
(19H.G.037)



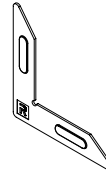
160.7000.--  
(19H.G.037)



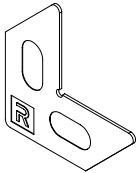
160.8718.--  
(19H.G.017)



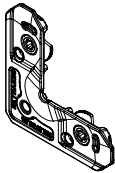
160.8718.--  
(TEST01)



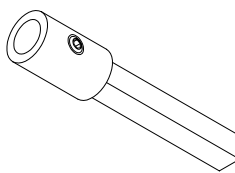
160.8723.--  
(19H.G.018)



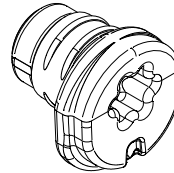
160.8750.--  
(19H.G.018)



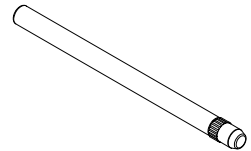
161.8070.--  
(19H.G.037)



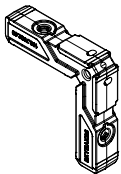
168.5000.00  
(19H.G.016)



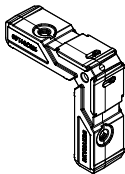
168.5010.--  
(19H.G.016)



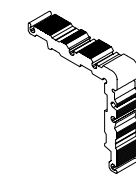
168.7002.00  
(19H.G.014)



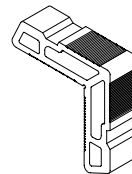
168.7011.00  
(19H.G.015)



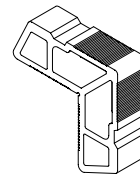
168.7101.00  
(19H.G.005)



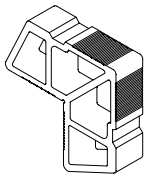
168.7102.00  
(19H.G.005)



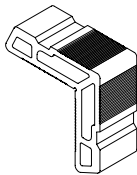
168.7103.00  
(19H.G.005)



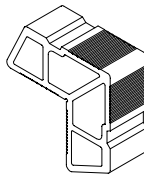
168.7104.00  
(19H.G.005)



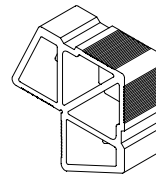
168.7111.00  
(19H.G.006)



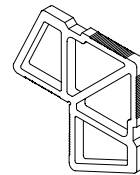
168.7112.00  
(19H.G.006)



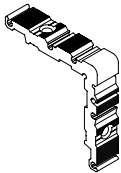
168.7113.00  
(19H.G.006)



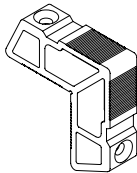
168.7151.00  
(19H.G.006)



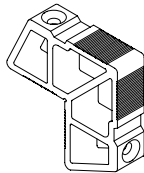
168.7201.00  
(19H.G.010)



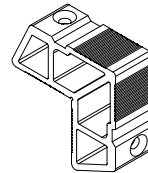
168.7203.00  
(19H.G.010)



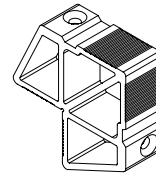
168.7204.00  
(19H.G.010)



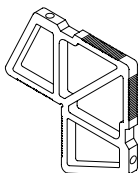
168.7212.00  
(19H.G.010)



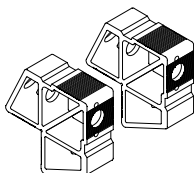
168.7213.00  
(19H.G.011)




168.7251.00  
(19H.G.012)



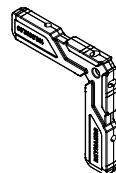
168.7650.00  
(19H.G.009)



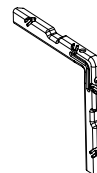
168.7655.00  
(19H.G.009)



168.8002.00  
(19H.G.014)



168.8011.--  
(19H.G.015)



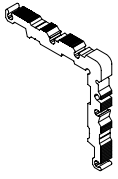
# MASTERLINE 8

General

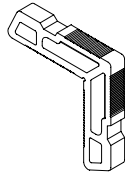
OVERZICHT  
APERCU  
OVERVIEW  
UEBERSICHT



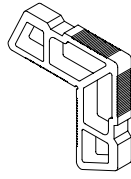
168.8101.00  
(19H.G.007)



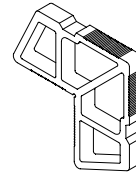
168.8102.00  
(19H.G.007)



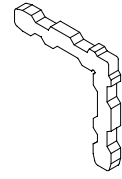
168.8103.00  
(19H.G.007)



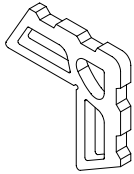
168.8104.00  
(19H.G.007)



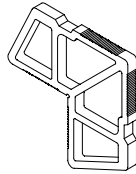
168.8111.00  
(19H.G.008)



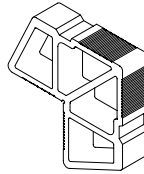
168.8112.00  
(19H.G.008)



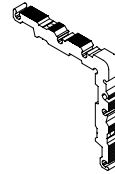
168.8113.00  
(19H.G.008)



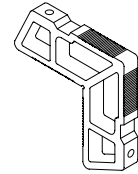
168.8151.00  
(19H.G.008)



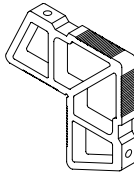
168.8201.00  
(19H.G.012)



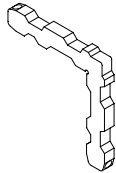
168.8203.00  
(19H.G.012)



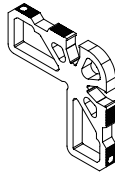
168.8204.00  
(19H.G.012)



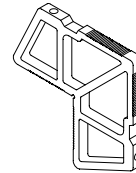
168.8211.00  
(19H.G.013)



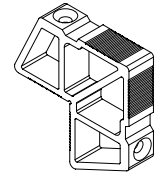
168.8212.00  
(19H.G.013)



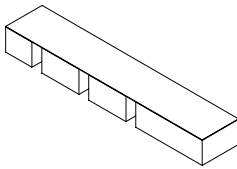
168.8213.00  
(19H.G.013)



168.8251.00  
(19H.G.011)



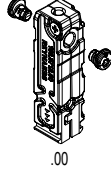
168.8686.04  
(19H.G.020)



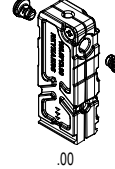
168.8711.00  
(19H.G.019)



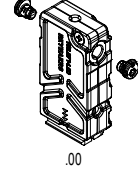
168.8712.MX  
(19H.G.019)



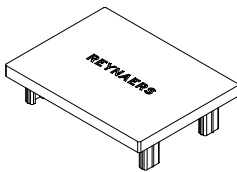
168.8713.MX  
(19H.G.019)



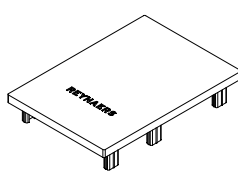
168.8714.MX  
(19H.G.019)



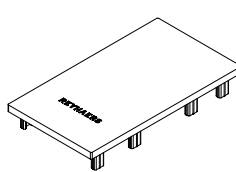
169.0100.04  
(19H.G.023)



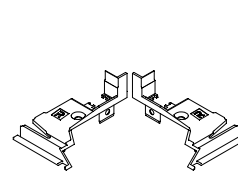
169.0109.04  
(19H.G.023)



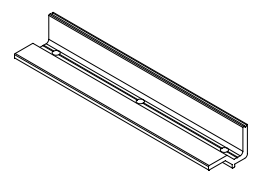
169.0110.04  
(19H.G.023)



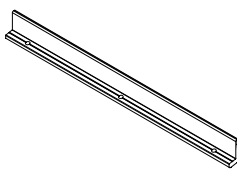
169.6105.SY  
(19H.G.024)



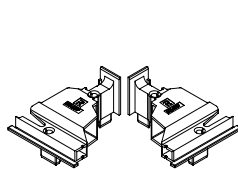
169.6537.00  
(19H.G.036)



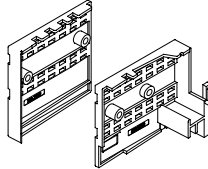
169.6538.17  
(19H.G.036)



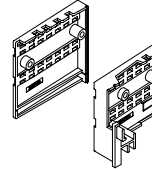
169.6897.SY  
(19H.G.024)



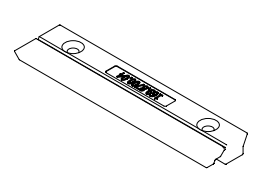
169.7300.SY  
(19H.G.025)



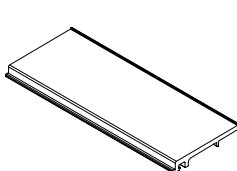
169.7400.SY  
(19H.G.025)



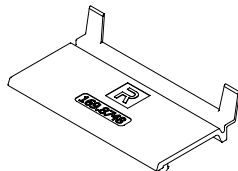
169.8700.04  
(19H.G.022)



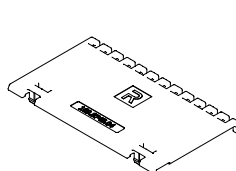
169.8715.00  
(19H.G.022)




169.8748.04  
(19H.G.021)



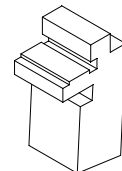
169.8749.04  
(19H.G.021)



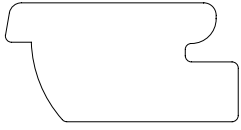
180.8682.04  
(19H.G.032)



180.9030.04  
(19H.G.033)



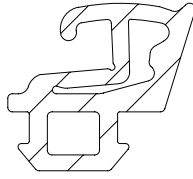
**180.9035.04**  
(19H.G.033)



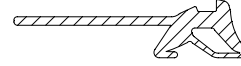
**180.9036.04**  
(19H.G.033)



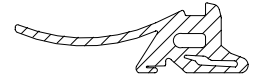
**180.9204.04**  
(19H.G.029)



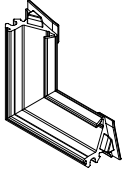
**180.9366.04**  
(19H.G.026)



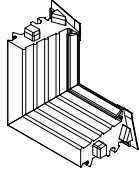
**180.9368.04**  
(19H.G.026)



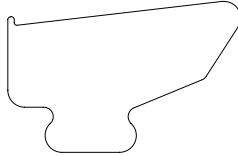
**180.9497.04**  
(19H.G.030)



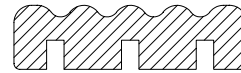
**180.9498.04**  
(19H.G.031)




**180.9616.04**  
(19H.G.032)



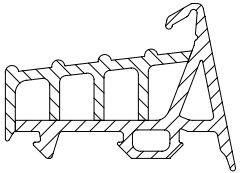
**180.9630.07**  
(19H.G.034)



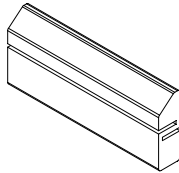
**180.9697.04**  
(19H.G.030)



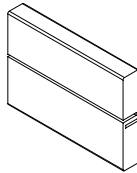
**180.9698.04**  
(19H.G.031)



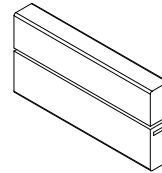
**187.0051.07**  
(19H.G.035)



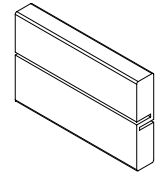
**187.0116.07**  
(19H.G.035)



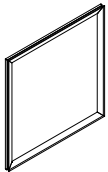
**187.0123.07**  
(19H.G.035)



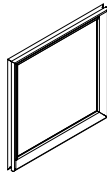
**187.0142.07**  
(19H.G.035)



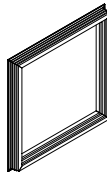
**18F.8682.N4**  
(19H.G.032)



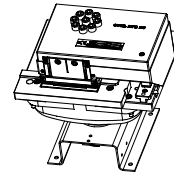
**18F.9697.N4**  
(19H.G.030)



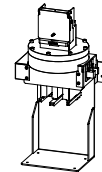
**18F.9698.N4**  
(19H.G.031)



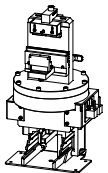
**197.B100.00**  
(19H.G.046)



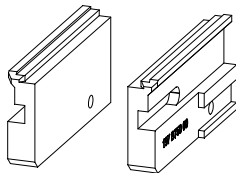
**197.B600.00**  
(19H.G.044)



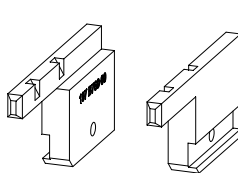
**197.B700.00**  
(19H.G.044)



**197.B750.00**  
(19H.G.045)



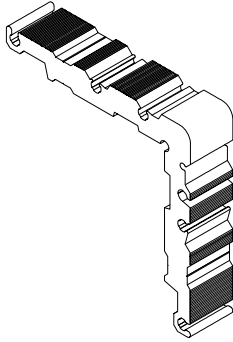
**197.B760.00**  
(19H.G.045)



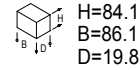
**197.B900.00**  
(19H.G.046)

197.B900.00

## 168.7101.00



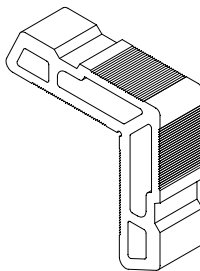
PERSHOEK 12.1x19.8MM  
EQUERRE A SERTIR 12.1x19.8MM  
CRIMP CORNER CLEAT 12.1x19.8MM  
PRESSECKWINKEL 12.1x19.8MM  
ESCUADRA DE ENSAMBLAR 12.1x19.8MM  
NAROZNIK ZACISKANY 12.1x19.8MM



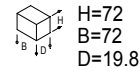
H=84.1  
B=86.1  
D=19.8

<b>MASTERLINE 8-Fu</b>	508.0171.XX
408.0170.XX	508.0172.XX
408.0171.XX	508.0173.XX
408.0172.XX	508.0174.XX
408.0173.XX	508.0442.XX
408.0174.XX	508.0813.XX
408.0813.XX	508.0890.XX
408.0890.XX	
508.0113.XX	
508.0136.XX	
508.0170.XX	

## 168.7102.00



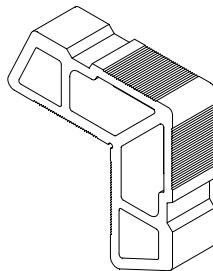
PERSHOEK 19x19.8MM  
EQUERRE A SERTIR 19x19.8MM  
CRIMP CORNER CLEAT 19x19.8MM  
PRESSECKWINKEL 19x19.8MM  
ESCUADRA DE ENSAMBLAR 19x19.8MM  
NAROZNIK ZACISKANY 19x19.8MM



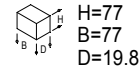
H=72  
B=72  
D=19.8

<b>MASTERLINE 8-Fu</b>	408.0852.XX	508.0120.XX	508.3001.XX
408.0116.XX	408.0885.XX	508.0123.XX	508.8110.XX
408.0120.XX	408.3001.XX	508.0140.XX	508.8130.XX
408.0123.XX	408.8110.XX	508.0142.XX	508.8139.XX
408.0140.XX	408.8130.XX	508.0183.XX	508.8155.XX
408.0142.XX	408.8139.XX	508.0443.XX	5F8.0116.XX
408.0183.XX	408.8155.XX	508.0820.XX	5F8.0123.XX
408.0820.XX	4F8.0116.XX	508.0850.XX	5F8.0142.XX
408.0826.XX	4F8.0123.XX	508.0851.XX	5K8.0850.XX
408.0850.XX	4F8.0142.XX	508.0852.XX	5K8.0851.XX
408.0851.XX	508.0116.XX	508.0885.XX	5K8.0852.XX

## 168.7103.00



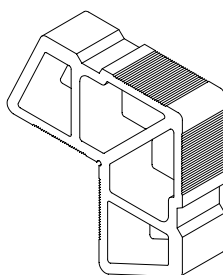
PERSHOEK 29x19.8MM  
EQUERRE A SERTIR 29x19.8MM  
CRIMP CORNER CLEAT 29x19.8MM  
PRESSECKWINKEL 29x19.8MM  
ESCUADRA DE ENSAMBLAR 29x19.8MM  
NAROZNIK ZACISKANY 29x19.8MM



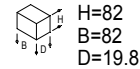
H=77  
B=77  
D=19.8

<b>MASTERLINE 8-Fu</b>	408.0886.XX	508.0856.XX
408.0100.XX	408.0894.XX	508.0886.XX
408.0109.XX	508.0100.XX	508.0894.XX
408.0110.XX	508.0109.XX	5K8.0853.XX
408.0111.XX	508.0110.XX	5K8.0854.XX
408.0160.XX	508.0111.XX	5K8.0855.XX
408.0165.XX	508.0160.XX	5K8.0856.XX
408.0853.XX	508.0165.XX	
408.0854.XX	508.0853.XX	
408.0855.XX	508.0854.XX	
408.0856.XX	508.0855.XX	

## 168.7104.00



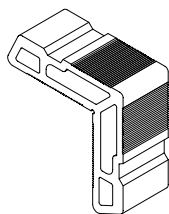
PERSHOEK 39x19.8MM  
EQUERRE A SERTIR 39x19.8MM  
CRIMP CORNER CLEAT 39x19.8MM  
PRESSECKWINKEL 39x19.8MM  
ESCUADRA DE ENSAMBLAR 39x19.8MM  
NAROZNIK ZACISKANY 39x19.8MM



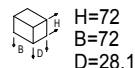
H=82  
B=82  
D=19.8

<b>MASTERLINE 8-Fu</b>	408.0814.XX
508.0114.XX	
508.0125.XX	
508.0444.XX	
508.0814.XX	

## 168.7111.00



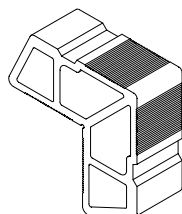
PERSHOEK 19x28.1MM  
EQUERRE A SERTIR 19x28.1MM  
CRIMP CORNER CLEAT 19x28.1MM  
PRESSECKWINKEL 19x28.1MM  
ESCUADRA DE ENSAMBLAR 19x28.1MM  
NAROZNIK ZACISKANY 19x28.1MM



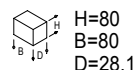
**MASTERLINE 8-Fu**

408.0102.XX	508.0892.XX
408.0105.XX	508.0896.XX
408.0202.XX	508.0902.XX
408.0892.XX	5F8.0896.XX
408.0896.XX	
408.0902.XX	
4F8.0896.XX	
508.0102.XX	
508.0105.XX	
508.0202.XX	

## 168.7112.00



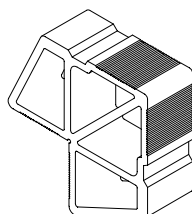
PERSHOEK 34x28.1MM  
EQUERRE A SERTIR 34x28.1MM  
CRIMP CORNER CLEAT 34x28.1MM  
PRESSECKWINKEL 34x28.1MM  
ESCUADRA DE ENSAMBLAR 34x28.1MM  
NAROZNIK ZACISKANY 34x28.1MM



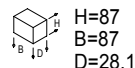
**MASTERLINE 8-Fu**

408.0192.XX	
408.0292.XX	
408.0992.XX	
508.0192.XX	
508.0292.XX	
508.0992.XX	

## 168.7113.00



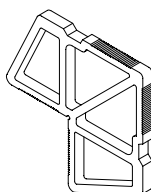
PERSHOEK 49x28.1MM  
EQUERRE A SERTIR 49x28.1MM  
CRIMP CORNER CLEAT 49x28.1MM  
PRESSECKWINKEL 49x28.1MM  
ESCUADRA DE ENSAMBLAR 49x28.1MM  
NAROZNIK ZACISKANY 49x28.1MM



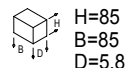
**MASTERLINE 8-Fu**

408.0112.XX	
408.0212.XX	
408.0912.XX	
508.0112.XX	
508.0212.XX	
508.0912.XX	

## 168.7151.00



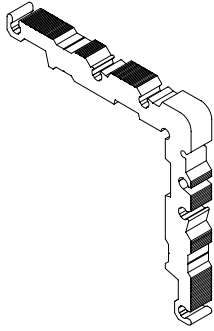
PERSHOEK 46.5x5.8MM  
EQUERRE A SERTIR 46.5x5.8MM  
CRIMP CORNER CLEAT 46.5x5.8MM  
PRESSECKWINKEL 46.5x5.8MM  
ESCUADRA DE ENSAMBLAR 46.5x5.8MM  
NAROZNIK ZACISKANY 46.5x5.8MM



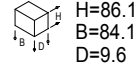
**MASTERLINE 8-Fu**

408.0051.XX	5F8.0251.XX
408.0251.XX	5F8.0951.XX
408.0951.XX	
4F8.0051.XX	
4F8.0251.XX	
4F8.0951.XX	
508.0051.XX	
508.0251.XX	
508.0951.XX	
5F8.0051.XX	

## 168.8101.00

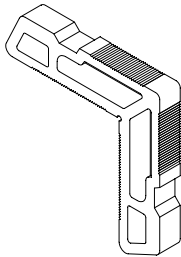


PERSHOEK 12.1x9.6MM  
EQUERRE A SERTIR 12.1x9.6MM  
CRIMP CORNER CLEAT 12.1x9.6MM  
PRESSECKWINKEL 12.1x9.6MM  
ESCUADRA DE ENSAMBLAR 12.1x9.6MM  
NAROZNIK ZACISKANY 12.1x9.6MM

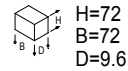


<b>MASTERLINE 8-Fu</b>	508.0171.XX
408.0170.XX	508.0172.XX
408.0171.XX	508.0173.XX
408.0172.XX	508.0174.XX
408.0173.XX	508.0442.XX
408.0174.XX	508.0813.XX
408.0813.XX	508.0890.XX
408.0890.XX	
508.0113.XX	
508.0136.XX	
508.0170.XX	

## 168.8102.00

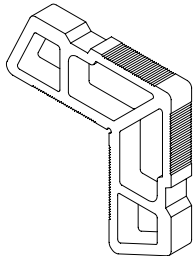


PERSHOEK 19x9.6MM  
EQUERRE A SERTIR 19x9.6MM  
CRIMP CORNER CLEAT 19x9.6MM  
PRESSECKWINKEL 19x9.6MM  
ESCUADRA DE ENSAMBLAR 19x9.6MM  
NAROZNIK ZACISKANY 19x9.6MM

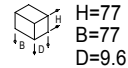


<b>MASTERLINE 8-Fu</b>	408.0852.XX	508.0123.XX	508.8130.XX
408.0116.XX	408.0885.XX	508.0140.XX	508.8139.XX
408.0120.XX	408.8110.XX	508.0142.XX	508.8155.XX
408.0123.XX	408.8130.XX	508.0183.XX	5F8.0116.XX
408.0140.XX	408.8139.XX	508.0443.XX	5F8.0123.XX
408.0142.XX	408.8155.XX	508.0820.XX	5F8.0142.XX
408.0183.XX	4F8.0116.XX	508.0850.XX	5K8.0850.XX
408.0820.XX	4F8.0123.XX	508.0851.XX	5K8.0851.XX
408.0826.XX	4F8.0142.XX	508.0852.XX	5K8.0852.XX
408.0850.XX	508.0116.XX	508.0885.XX	
408.0851.XX	508.0120.XX	508.8110.XX	

## 168.8103.00

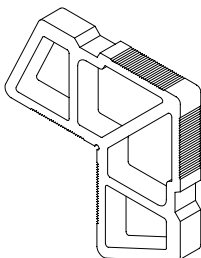


PERSHOEK 29x9.6MM  
EQUERRE A SERTIR 29x9.6MM  
CRIMP CORNER CLEAT 29x9.6MM  
PRESSECKWINKEL 29x9.6MM  
ESCUADRA DE ENSAMBLAR 29x9.6MM  
NAROZNIK ZACISKANY 29x9.6MM

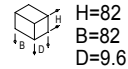


<b>MASTERLINE 8-Fu</b>	408.0886.XX	508.0856.XX
408.0100.XX	408.0894.XX	508.0886.XX
408.0109.XX	508.0100.XX	508.0894.XX
408.0110.XX	508.0109.XX	5K8.0853.XX
408.0111.XX	508.0110.XX	5K8.0854.XX
408.0160.XX	508.0111.XX	5K8.0855.XX
408.0165.XX	508.0160.XX	5K8.0856.XX
408.0853.XX	508.0165.XX	
408.0854.XX	508.0853.XX	
408.0855.XX	508.0854.XX	
408.0856.XX	508.0855.XX	

## 168.8104.00

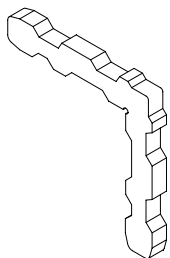


PERSHOEK 39x9.6MM  
EQUERRE A SERTIR 39x9.6MM  
CRIMP CORNER CLEAT 39x9.6MM  
PRESSECKWINKEL 39x9.6MM  
ESCUADRA DE ENSAMBLAR 39x9.6MM  
NAROZNIK ZACISKANY 39x9.6MM

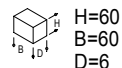


<b>MASTERLINE 8-Fu</b>	408.0814.XX
508.0114.XX	
508.0125.XX	
508.0444.XX	
508.0814.XX	

## 168.8111.00



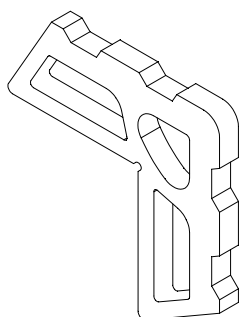
PERSHOEK 11.1x6MM  
EQUERRE A SERTIR 11.1x6MM  
CRIMP CORNER CLEAT 11.1x6MM  
PRESSECKWINKEL 11.1x6MM  
ESCUADRA DE ENSAMBLAR 11.1x6MM  
NAROZNIK ZACISKANY 11.1x6MM



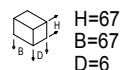
**MASTERLINE 8-Fu**

408.0102.XX	508.0892.XX
408.0105.XX	508.0896.XX
408.0202.XX	508.0902.XX
408.0892.XX	5F8.0896.XX
408.0896.XX	
408.0902.XX	
4F8.0896.XX	
508.0102.XX	
508.0105.XX	
508.0202.XX	

## 168.8112.00



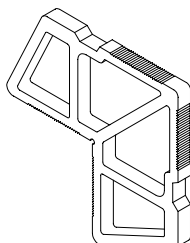
PERSHOEK 25.8x6MM  
EQUERRE A SERTIR 25.8x6MM  
CRIMP CORNER CLEAT 25.8x6MM  
PRESSECKWINKEL 25.8x6MM  
ESCUADRA DE ENSAMBLAR 25.8x6MM  
NAROZNIK ZACISKANY 25.8x6MM



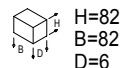
**MASTERLINE 8-Fu**

408.0192.XX	
408.0292.XX	
408.0992.XX	
508.0192.XX	
508.0292.XX	
508.0992.XX	

## 168.8113.00



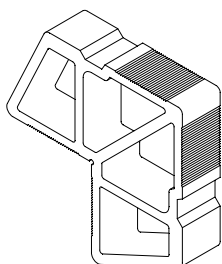
PERSHOEK 41x6MM  
EQUERRE A SERTIR 41x6MM  
CRIMP CORNER CLEAT 41x6MM  
PRESSECKWINKEL 41x6MM  
ESCUADRA DE ENSAMBLAR 41x6MM  
NAROZNIK ZACISKANY 41x6MM



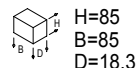
**MASTERLINE 8-Fu**

408.0112.XX	
408.0212.XX	
408.0912.XX	
508.0112.XX	
508.0212.XX	
508.0912.XX	

## 168.8151.00



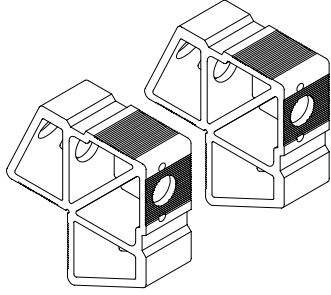
PERSHOEK 44x18.3MM  
EQUERRE A SERTIR 44x18.3MM  
CRIMP CORNER CLEAT 44x18.3MM  
PRESSECKWINKEL 44x18.3MM  
ESCUADRA DE ENSAMBLAR 44x18.3MM  
NAROZNIK ZACISKANY 44x18.3MM



**MASTERLINE 8-Fu**

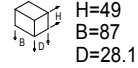
408.0051.XX	5F8.0251.XX
408.0251.XX	5F8.0951.XX
408.0951.XX	
4F8.0051.XX	
4F8.0251.XX	
4F8.0951.XX	
508.0051.XX	
508.0251.XX	
508.0951.XX	
5F8.0051.XX	






## 168.7650.00

PERSHOEK MET GAT 49x28.1MM  
EQUERRE A SERTIR AVEC FORAGE 49x28.1MM  
CRIMP CORNER CLEAT WITH HOLE 49x28.1MM  
PRESSECKWINKEL MIT BOHRUNG 49x28.1MM  
ESCUADRA DE ENSAMBLAR CON ORIFICIO 49x28.1MM  
NAROZNIK ZACISKANY Z OTWOREM 49x28.1MM



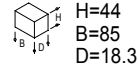
### MASTERLINE 8-Fu

408.0112.XX  
508.0112.XX



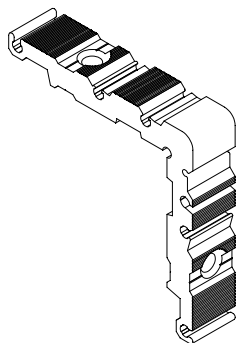
## 168.7655.00

PERSHOEK MET GAT 44x18.3MM  
EQUERRE A SERTIR AVEC FORAGE 44x18.3MM  
CRIMP CORNER CLEAT WITH HOLE 44x18.3MM  
PRESSECKWINKEL MIT BOHRUNG 44x18.3MM  
ESCUADRA DE ENSAMBLAR CON ORIFICIO 44x18.3MM  
NAROZNIK ZACISKANY Z OTWOREM 44x18.3MM



### MASTERLINE 8-Fu

408.0051.XX  
4F8.0051.XX  
508.0051.XX  
5F8.0051.XX



## 168.7201.00

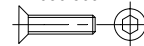
SCHROEFHOEK 12.1x19.8MM  
EQUERRE A VISSER 12.1x19.8MM  
SCREW CORNER CLEAT 12.1x19.8MM  
SCHRAUBECKWINKEL 12.1x19.8MM  
ESCUADRA DE ATORNILLAR 12.1x19.8MM  
NAROZNIK SKRECANY 12.1x19.8MM



H=86.1  
B=84.1  
D=19.8

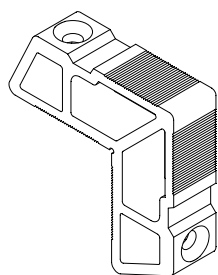


2 st./pc  
050.5091.--



M8 x 10

<b>MASTERLINE 8-Fu</b>	408.0236.XX	508.0170.XX	508.0442.XX
408.0170.XX	408.0813.XX	508.0171.XX	508.0813.XX
408.0171.XX	408.0890.XX	508.0172.XX	508.0890.XX
408.0172.XX	408.0913.XX	508.0173.XX	508.0913.XX
408.0173.XX	408.0936.XX	508.0174.XX	508.0936.XX
408.0174.XX	508.0113.XX	508.0213.XX	
408.0213.XX	508.0136.XX	508.0236.XX	



## 168.7203.00

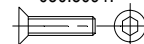
SCHROEFHOEK 29x19.8MM  
EQUERRE A VISSER 29x19.8MM  
SCREW CORNER CLEAT 29x19.8MM  
SCHRAUBECKWINKEL 29x19.8MM  
ESCUADRA DE ATORNILLAR 29x19.8MM  
NAROZNIK SKRECANY 29x19.8MM



H=77  
B=77  
D=19.8

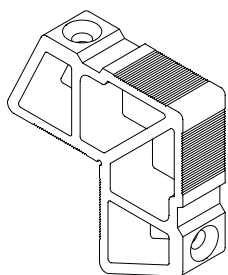


2 st./pc  
050.5091.--



M8 x 10

<b>MASTERLINE 8-Fu</b>	408.0853.XX	508.0110.XX	508.0856.XX
408.0100.XX	408.0854.XX	508.0111.XX	508.0894.XX
408.0109.XX	408.0855.XX	508.0160.XX	5K8.0853.XX
408.0110.XX	408.0856.XX	508.0165.XX	5K8.0854.XX
408.0111.XX	408.0894.XX	508.0853.XX	5K8.0855.XX
408.0160.XX	508.0100.XX	508.0854.XX	5K8.0856.XX
408.0165.XX	508.0109.XX	508.0855.XX	



## 168.7204.00

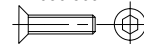
SCHROEFHOEK 39x19.8MM  
EQUERRE A VISSER 39x19.8MM  
SCREW CORNER CLEAT 39x19.8MM  
SCHRAUBECKWINKEL 39x19.8MM  
ESCUADRA DE ATORNILLAR 39x19.8MM  
NAROZNIK SKRECANY 39x19.8MM



H=82  
B=82  
D=19.8

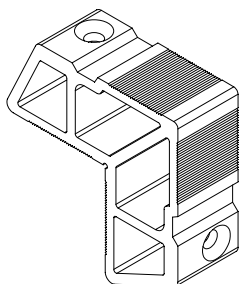


2 st./pc  
050.5091.--



M8 x 10

<b>MASTERLINE 8-Fu</b>	408.0814.XX
508.0114.XX	
508.0125.XX	
508.0444.XX	
508.0814.XX	



## 168.7212.00

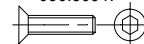
SCHROEFHOEK 34x28.1MM  
EQUERRE A VISSER 34x28.1MM  
SCREW CORNER CLEAT 34x28.1MM  
SCHRAUBECKWINKEL 34x28.1MM  
ESCUADRA DE ATORNILLAR 34x28.1MM  
NAROZNIK SKRECANY 34x28.1MM



H=80  
B=80  
D=28.1

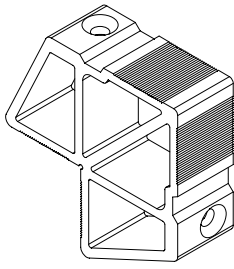


2 st./pc  
050.5091.--



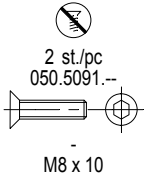
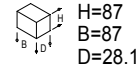
M8 x 10

<b>MASTERLINE 8-Fu</b>	
------------------------	--



## 168.7213.00

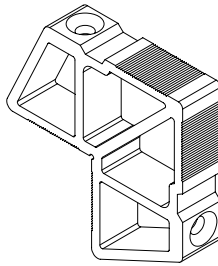
SCHROEFHOEK 49x28.1MM  
EQUERRE A VISSER 49x28.1MM  
SCREW CORNER CLEAT 49x28.1MM  
SCHRAUBECKWINKEL 49x28.1MM  
ESCUADRA DE ATORNILLAR 49x28.1MM  
NAROZNIK SKRECANY 49x28.1MM



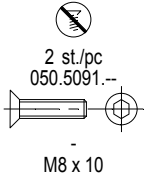
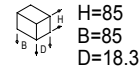
### MASTERLINE 8-Fu

408.0112.XX  
408.0212.XX  
408.0912.XX  
508.0112.XX  
508.0212.XX  
508.0912.XX

## 168.8251.00



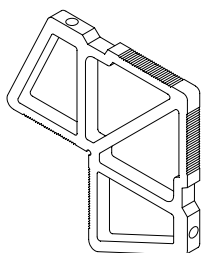
SCHROEFHOEK 44x18.3MM  
EQUERRE A VISSER 44x18.3MM  
SCREW CORNER CLEAT 44x18.3MM  
SCHRAUBECKWINKEL 44x18.3MM  
ESCUADRA DE ATORNILLAR 44x18.3MM  
NAROZNIK SKRECANY 44x18.3MM



### MASTERLINE 8-Fu

408.0051.XX	508.0051.XX
408.0251.XX	508.0251.XX
408.0951.XX	508.0951.XX
4F8.0051.XX	5F8.0051.XX
4F8.0251.XX	5F8.0251.XX
4F8.0951.XX	5F8.0951.XX

## 168.7251.00



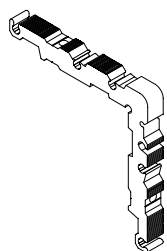
NAGELHOEK 46.5x5.8MM  
EQUERRE AVEC CHEVILLE 46.5x5.8MM  
CORNER CLEAT WITH DRIVE PIN 46.5x5.8MM  
ECKWINKEL MIT STIFT 46.5x5.8MM  
ESCUADRA CON CLAVIA 46.5x5.8MM  
LACZNIK NAROZNY SWORZNIOWY 46.5x5.8MM

H=85  
B=85  
D=5.8

2 st./pc  
168.5010.--  
  
-  
Ø4 x 60

**MASTERLINE 8-Fu** 508.0051.XX  
408.0051.XX 508.0251.XX  
408.0251.XX 508.0951.XX  
408.0951.XX 5F8.0051.XX  
4F8.0051.XX 5F8.0251.XX  
4F8.0251.XX 5F8.0951.XX  
4F8.0951.XX

## 168.8201.00



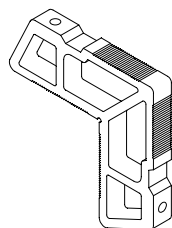
NAGELHOEK 12.1x9.6MM  
EQUERRE AVEC CHEVILLE 12.1x9.6MM  
CORNER CLEAT WITH DRIVE PIN 12.1x9.6MM  
ECKWINKEL MIT STIFT 12.1x9.6MM  
ESCUADRA CON CLAVIA 12.1x9.6MM  
LACZNIK NAROZNY SWORZNIOWY 12.1x9.6MM

H=86.1  
B=84.1  
D=9.6

2 st./pc  
168.5010.--  
  
-  
Ø4 x 60

**MASTERLINE 8-Fu** 408.0890.XX 508.0174.XX  
408.0170.XX 508.0113.XX 508.0442.XX  
408.0171.XX 508.0136.XX 508.0813.XX  
408.0172.XX 508.0170.XX 508.0890.XX  
408.0173.XX 508.0171.XX  
408.0174.XX 508.0172.XX  
408.0813.XX 508.0173.XX

## 168.8203.00



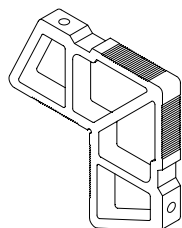
NAGELHOEK 29x9.6MM  
EQUERRE AVEC CHEVILLE 29x9.6MM  
CORNER CLEAT WITH DRIVE PIN 29x9.6MM  
ECKWINKEL MIT STIFT 29x9.6MM  
ESCUADRA CON CLAVIA 29x9.6MM  
LACZNIK NAROZNY SWORZNIOWY 29x9.6MM

H=77  
B=77  
D=9.6

2 st./pc  
168.5010.--  
  
-  
Ø4 x 60

**MASTERLINE 8-Fu** 408.0853.XX 508.0110.XX 508.0856.XX  
408.0100.XX 408.0854.XX 508.0111.XX 508.0894.XX  
408.0109.XX 408.0855.XX 508.0160.XX 5K8.0853.XX  
408.0110.XX 408.0856.XX 508.0165.XX 5K8.0854.XX  
408.0111.XX 408.0894.XX 508.0853.XX 5K8.0855.XX  
408.0160.XX 508.0100.XX 508.0854.XX 5K8.0856.XX  
408.0165.XX 508.0109.XX 508.0855.XX

## 168.8204.00

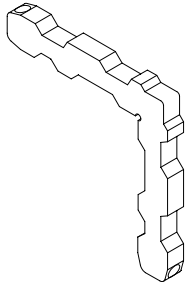


NAGELHOEK 39x9.6MM  
EQUERRE AVEC CHEVILLE 39x9.6MM  
CORNER CLEAT WITH DRIVE PIN 39x9.6MM  
ECKWINKEL MIT STIFT 39x9.6MM  
ESCUADRA CON CLAVIA 39x9.6MM  
LACZNIK NAROZNY SWORZNIOWY 39x9.6MM

H=82  
B=82  
D=9.6

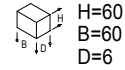
2 st./pc  
168.5010.--  
  
-  
Ø4 x 60

**MASTERLINE 8-Fu**  
408.0814.XX  
508.0114.XX  
508.0125.XX  
508.0444.XX  
508.0814.XX

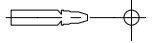


## 168.8211.00

NAGELHOEK 11.1x6MM  
EQUERRE AVEC CHEVILLE 11.1x6MM  
CORNER CLEAT WITH DRIVE PIN 11.1x6MM  
ECKWINKEL MIT STIFT 11.1x6MM  
ESCUADRA CON CLAVIA 11.1x6MM  
LACZNIK NAROZNY SWORZNIOWY 11.1x6MM

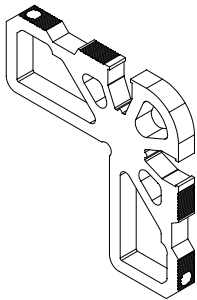


2 st./pc  
168.5010.--



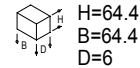
Ø4 x 60

**MASTERLINE 8-Fu** 508.0202.XX  
408.0102.XX 508.0902.XX  
408.0105.XX  
408.0202.XX  
408.0902.XX  
508.0102.XX  
508.0105.XX



## 168.8212.00

NAGELHOEK 25.8x6MM  
EQUERRE AVEC CHEVILLE 25.8x6MM  
CORNER CLEAT WITH DRIVE PIN 25.8x6MM  
ECKWINKEL MIT STIFT 25.8x6MM  
ESCUADRA CON CLAVIA 25.8x6MM  
LACZNIK NAROZNY SWORZNIOWY 25.8x6MM

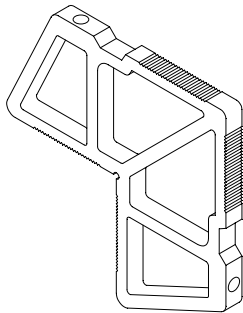


2 st./pc  
168.5010.--



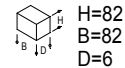
Ø4 x 60

**MASTERLINE 8-Fu**

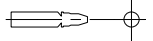


## 168.8213.00

NAGELHOEK 41x6MM  
EQUERRE AVEC CHEVILLE 41x6MM  
CORNER CLEAT WITH DRIVE PIN 41x6MM  
ECKWINKEL MIT STIFT 41x6MM  
ESCUADRA CON CLAVIA 41x6MM  
LACZNIK NAROZNY SWORZNIOWY 41x6MM

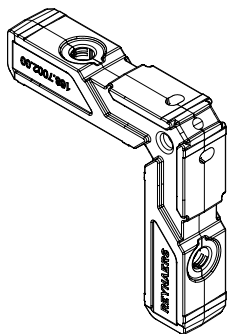


2 st./pc  
168.5010.--



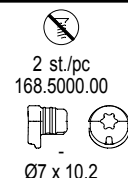
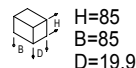
Ø4 x 60

**MASTERLINE 8-Fu**  
408.0112.XX  
408.0212.XX  
408.0912.XX  
508.0112.XX  
508.0212.XX  
508.0912.XX



## 168.7002.00

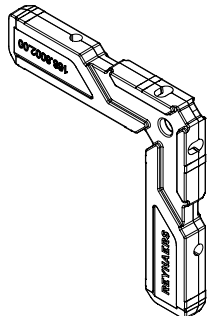
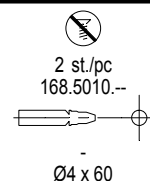
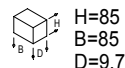
HOEKVERBINDER 19.1x19.9MM  
EQUERRE 19.1x19.9MM  
CORNER CLEAT 19.1x19.9MM  
ECKVERBINDER 19.1x19.9MM  
ESCUADRA 19.1x19.9MM  
LACZNIK NAROZNY 19.1x19.9MM



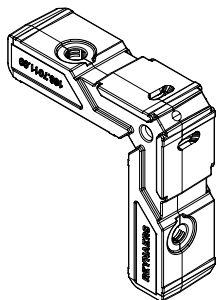
MASTERLINE 8-Fu	
408.0116.XX	508.0140.XX
408.0120.XX	508.0142.XX
408.0123.XX	508.0183.XX
408.0140.XX	508.0220.XX
408.0142.XX	508.0283.XX
408.0183.XX	508.0443.XX
408.0220.XX	508.0820.XX
408.0283.XX	508.0850.XX
408.0820.XX	508.0851.XX
408.0826.XX	508.0852.XX
408.0850.XX	508.0885.XX
408.0851.XX	508.0891.XX
408.0852.XX	508.0892.XX
408.0885.XX	508.0896.XX
408.0891.XX	508.0920.XX
408.0892.XX	508.0983.XX
408.0896.XX	508.0983.XX
408.0920.XX	508.3001.XX
408.0983.XX	508.8110.XX
408.3001.XX	508.8130.XX
408.8110.XX	508.8139.XX
408.8130.XX	508.8155.XX
408.8139.XX	5F8.0116.XX
408.8155.XX	5F8.0123.XX
4F8.0116.XX	5F8.0142.XX
4F8.0123.XX	5F8.0896.XX
4F8.0142.XX	5K8.0850.XX
4F8.0896.XX	5K8.0851.XX
508.0116.XX	5K8.0852.XX
508.0120.XX	
508.0123.XX	

## 168.8002.00

HOEKVERBINDER 19.1x9.7MM  
EQUERRE 19.1x9.7MM  
CORNER CLEAT 19.1x9.7MM  
ECKVERBINDER 19.1x9.7MM  
ESCUADRA 19.1x9.7MM  
LACZNIK NAROZNY 19.1x9.7MM

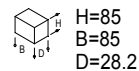


MASTERLINE 8-Fu	
408.0116.XX	508.0852.XX
408.0120.XX	508.0891.XX
408.0123.XX	508.0892.XX
408.0140.XX	508.0896.XX
408.0142.XX	508.8110.XX
408.0183.XX	508.8130.XX
408.0820.XX	508.8139.XX
408.0850.XX	508.8155.XX
408.0851.XX	5F8.0116.XX
408.0852.XX	5F8.0123.XX
408.0891.XX	5F8.0142.XX
408.0892.XX	5F8.0896.XX
408.0896.XX	5K8.0850.XX
408.8110.XX	5K8.0851.XX
408.8130.XX	5K8.0852.XX
408.8139.XX	
408.8155.XX	
4F8.0116.XX	
4F8.0123.XX	
4F8.0142.XX	
4F8.0896.XX	
508.0116.XX	
508.0120.XX	
508.0123.XX	
508.0140.XX	
508.0142.XX	
508.0183.XX	
508.0443.XX	
508.0820.XX	
508.0850.XX	
508.0851.XX	



## 168.7011.00

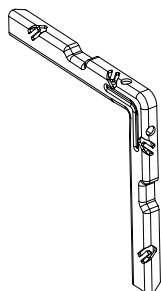
HOEKVERBINDER 19.1x28.2MM  
EQUERRE 19.1x28.2MM  
CORNER CLEAT 19.1x28.2MM  
ECKVERBINDER 19.1x28.2MM  
ESCUADRA 19.1x28.2MM  
LACZNIK NAROZNY 19.1x28.2MM



  
2 st./pc  
168.5000.00  
  
Ø7 x 10.2

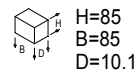
### MASTERLINE 8-Fu

408.0102.XX  
408.0105.XX  
408.0202.XX  
408.0302.XX  
408.0892.XX  
408.0896.XX  
408.0902.XX  
4F8.0896.XX  
508.0102.XX  
508.0105.XX  
508.0202.XX  
508.0892.XX  
508.0896.XX  
508.0902.XX  
5F8.0896.XX



## 168.8011.--

HOEKVERBINDER INOX  
EQUERRE INOX  
CORNER CLEAT INOX  
ECKVERBINDER INOX  
ESCUADRA INOX  
LACZNIK NAROZNY INOX

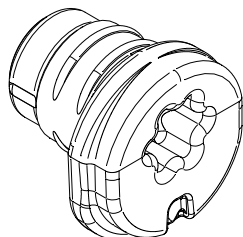
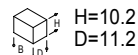


### MASTERLINE 8-Fu

408.0102.XX  
408.0202.XX  
408.0902.XX  
508.0102.XX  
508.0202.XX  
508.0902.XX

## 168.5000.00

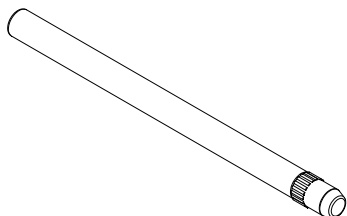
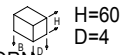
SCHROEF  
VIS  
SCREW  
SCHRAUBE  
TORNILLO  
WKRET



MASTERLINE 8-Fu	408.8155.XX	508.0951.XX
408.0051.XX	4F8.0051.XX	508.0983.XX
408.0102.XX	4F8.0116.XX	508.0992.XX
408.0105.XX	4F8.0123.XX	508.3001.XX
408.0116.XX	4F8.0142.XX	508.8110.XX
408.0120.XX	4F8.0251.XX	508.8130.XX
408.0123.XX	4F8.0896.XX	508.8139.XX
408.0140.XX	4F8.0951.XX	508.8155.XX
408.0142.XX	508.0051.XX	5F8.0051.XX
408.0183.XX	508.0102.XX	5F8.0116.XX
408.0192.XX	508.0105.XX	5F8.0123.XX
408.0202.XX	508.0116.XX	5F8.0142.XX
408.0220.XX	508.0120.XX	5F8.0251.XX
408.0251.XX	508.0123.XX	5F8.0896.XX
408.0283.XX	508.0140.XX	5F8.0951.XX
408.0292.XX	508.0142.XX	5K8.0850.XX
408.0820.XX	508.0183.XX	5K8.0851.XX
408.0826.XX	508.0192.XX	5K8.0852.XX
408.0850.XX	508.0202.XX	
408.0851.XX	508.0220.XX	
408.0852.XX	508.0251.XX	
408.0892.XX	508.0283.XX	
408.0896.XX	508.0292.XX	
408.0902.XX	508.0443.XX	
408.0920.XX	508.0820.XX	
408.0951.XX	508.0850.XX	
408.0983.XX	508.0851.XX	
408.0992.XX	508.0852.XX	
408.3001.XX	508.0892.XX	
408.8110.XX	508.0896.XX	
408.8130.XX	508.0902.XX	
408.8139.XX	508.0920.XX	

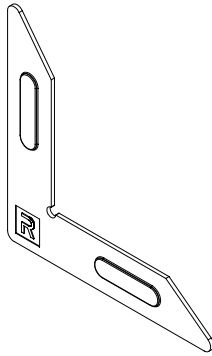
## 168.5010.--

NAGEL PERSHOEK/SCHROEFH./NAGELH./T-VERB.  
CLOU EQUER. A SERT./EQUER. A VIS./EQUER. AVEC  
DRIVE PIN CORNER CLEAT/SCREW CORN. CLEAT/CORN  
STIFT PRESSECKW./SCHRAUBECKW./ECKW. MIT STIFT  
CLAVIA ESC. DE ENS./ESC. DE ATORN./ESC. CON C  
GWOZDZ NAR. ZACISKANY/NAR. SKRECANY/GWOZDZ NA



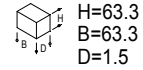
MASTERLINE 8-Fu	408.0852.XX	508.0113.XX	508.0854.XX
408.0051.XX	408.0853.XX	508.0114.XX	508.0855.XX
408.0100.XX	408.0854.XX	508.0116.XX	508.0856.XX
408.0102.XX	408.0855.XX	508.0120.XX	508.0890.XX
408.0105.XX	408.0856.XX	508.0123.XX	508.0892.XX
408.0109.XX	408.0890.XX	508.0125.XX	508.0894.XX
408.0110.XX	408.0892.XX	508.0136.XX	508.0896.XX
408.0111.XX	408.0894.XX	508.0140.XX	508.0902.XX
408.0112.XX	408.0896.XX	508.0142.XX	508.0912.XX
408.0116.XX	408.0902.XX	508.0160.XX	508.0951.XX
408.0120.XX	408.0912.XX	508.0165.XX	508.0992.XX
408.0123.XX	408.0951.XX	508.0170.XX	508.8110.XX
408.0140.XX	408.0992.XX	508.0171.XX	508.8130.XX
408.0142.XX	408.8110.XX	508.0172.XX	508.8139.XX
408.0160.XX	408.8130.XX	508.0173.XX	508.8155.XX
408.0165.XX	408.8139.XX	508.0174.XX	5F8.0051.XX
408.0170.XX	408.8155.XX	508.0183.XX	5F8.0116.XX
408.0171.XX	4F8.0051.XX	508.0192.XX	5F8.0123.XX
408.0172.XX	4F8.0116.XX	508.0202.XX	5F8.0142.XX
408.0173.XX	4F8.0123.XX	508.0212.XX	5F8.0251.XX
408.0174.XX	4F8.0142.XX	508.0251.XX	5F8.0896.XX
408.0183.XX	4F8.0251.XX	508.0292.XX	5F8.0951.XX
408.0192.XX	4F8.0896.XX	508.0442.XX	5K8.0850.XX
408.0202.XX	4F8.0951.XX	508.0443.XX	5K8.0851.XX
408.0212.XX	508.0051.XX	508.0444.XX	5K8.0852.XX
408.0251.XX	508.0100.XX	508.0813.XX	5K8.0853.XX
408.0292.XX	508.0102.XX	508.0814.XX	5K8.0854.XX
408.0813.XX	508.0105.XX	508.0820.XX	5K8.0855.XX
408.0814.XX	508.0109.XX	508.0850.XX	5K8.0856.XX
408.0820.XX	508.0110.XX	508.0851.XX	
408.0850.XX	508.0111.XX	508.0852.XX	
408.0851.XX	508.0112.XX	508.0853.XX	





## 160.8718.--

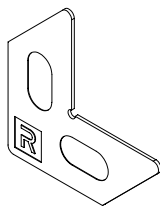
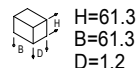
STEUNHOEK  
CALE DE FEUILLURE  
REBATE SUPPORT  
ECKWINKEL  
ESCUADRA DE ALINEAMIENTO  
KATOWY NAROZNIK



MASTERLINE 8-Fu	
408.0051.XX	508.0292.XX
408.0102.XX	508.0902.XX
408.0112.XX	508.0912.XX
408.0192.XX	508.0936.XX
408.0202.XX	508.0951.XX
408.0212.XX	508.0983.XX
408.0236.XX	508.0992.XX
408.0251.XX	5F8.0051.XX
408.0283.XX	5F8.0251.XX
408.0292.XX	5F8.0951.XX
408.0302.XX	
408.0312.XX	SL 38
408.0392.XX	
408.0902.XX	
408.0912.XX	
408.0936.XX	
408.0951.XX	
408.0983.XX	
408.0992.XX	
4F8.0051.XX	
4F8.0251.XX	
4F8.0951.XX	
508.0051.XX	
508.0102.XX	
508.0112.XX	
508.0192.XX	
508.0202.XX	
508.0212.XX	
508.0236.XX	
508.0251.XX	
508.0283.XX	

## 160.8723.--

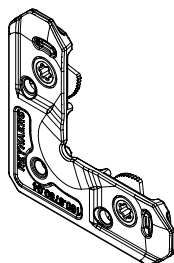
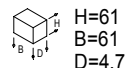
STEUNHOEK  
CALE DE FEUILLURE  
REBATE SUPPORT  
ECKWINKEL  
ESCUADRA DE ALINEAMIENTO  
KATOWY NAROZNIK



MASTERLINE 8-Fu	408.0850.XX	508.0051.XX	508.0820.XX
408.0004.XX	408.0851.XX	508.0100.XX	508.0850.XX
408.0051.XX	408.0852.XX	508.0105.XX	508.0851.XX
408.0100.XX	408.0853.XX	508.0109.XX	508.0852.XX
408.0105.XX	408.0854.XX	508.0110.XX	508.0853.XX
408.0109.XX	408.0855.XX	508.0111.XX	508.0854.XX
408.0110.XX	408.0856.XX	508.0112.XX	508.0855.XX
408.0111.XX	408.0880.XX	508.0113.XX	508.0856.XX
408.0112.XX	408.0882.XX	508.0114.XX	508.0880.XX
408.0116.XX	408.0885.XX	508.0116.XX	508.0882.XX
408.0120.XX	408.0886.XX	508.0120.XX	508.0885.XX
408.0123.XX	408.0887.XX	508.0123.XX	508.0886.XX
408.0140.XX	408.0888.XX	508.0125.XX	508.0887.XX
408.0142.XX	408.0912.XX	508.0136.XX	508.0888.XX
408.0160.XX	408.0913.XX	508.0140.XX	508.0912.XX
408.0165.XX	408.0920.XX	508.0142.XX	508.0913.XX
408.0183.XX	408.0936.XX	508.0160.XX	508.0920.XX
408.0192.XX	408.0951.XX	508.0165.XX	508.0936.XX
408.0212.XX	408.0983.XX	508.0183.XX	508.0951.XX
408.0213.XX	408.0992.XX	508.0192.XX	508.0983.XX
408.0220.XX	408.3001.XX	508.0212.XX	508.0992.XX
408.0236.XX	408.8110.XX	508.0213.XX	508.3001.XX
408.0251.XX	408.8130.XX	508.0220.XX	508.8110.XX
408.0283.XX	408.8139.XX	508.0236.XX	508.8130.XX
408.0292.XX	408.8155.XX	508.0251.XX	508.8139.XX
408.0302.XX	4F8.0051.XX	508.0283.XX	508.8155.XX
408.0312.XX	4F8.0116.XX	508.0292.XX	5F8.0051.XX
408.0392.XX	4F8.0123.XX	508.0442.XX	5F8.0116.XX
408.0813.XX	4F8.0142.XX	508.0443.XX	5F8.0123.XX
408.0814.XX	4F8.0251.XX	508.0444.XX	5F8.0142.XX
408.0820.XX	4F8.0951.XX	508.0813.XX	5F8.0251.XX
408.0826.XX	508.0004.XX	508.0814.XX	5F8.0951.XX

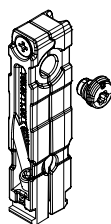
## 160.8750.--

T-VERBINDER / HOEKVERBINDER  
JONCTION-T / EQUERRE  
T-BRACKET / CORNER CLEAT  
T-VERBINDER / ECKVERBINDER  
TOPE DE UNION / ESCUADRA  
LACZNIK TEOWY / LACZNIK NAROZNY

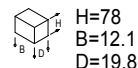


MASTERLINE 8-Fu	408.0851.XX	508.0051.XX	508.0813.XX
408.0004.XX	408.0852.XX	508.0100.XX	508.0814.XX
408.0051.XX	408.0853.XX	508.0102.XX	508.0820.XX
408.0100.XX	408.0854.XX	508.0105.XX	508.0850.XX
408.0102.XX	408.0855.XX	508.0109.XX	508.0851.XX
408.0105.XX	408.0856.XX	508.0110.XX	508.0852.XX
408.0109.XX	408.0880.XX	508.0111.XX	508.0853.XX
408.0110.XX	408.0882.XX	508.0112.XX	508.0854.XX
408.0111.XX	408.0885.XX	508.0113.XX	508.0855.XX
408.0112.XX	408.0886.XX	508.0114.XX	508.0856.XX
408.0116.XX	408.0887.XX	508.0116.XX	508.0880.XX
408.0120.XX	408.0888.XX	508.0120.XX	508.0882.XX
408.0123.XX	408.0902.XX	508.0123.XX	508.0885.XX
408.0140.XX	408.0912.XX	508.0125.XX	508.0886.XX
408.0142.XX	408.0913.XX	508.0136.XX	508.0887.XX
408.0160.XX	408.0920.XX	508.0140.XX	508.0888.XX
408.0165.XX	408.0936.XX	508.0142.XX	508.0902.XX
408.0183.XX	408.0951.XX	508.0160.XX	508.0912.XX
408.0192.XX	408.0983.XX	508.0165.XX	508.0913.XX
408.0202.XX	408.0992.XX	508.0183.XX	508.0920.XX
408.0212.XX	408.3001.XX	508.0192.XX	508.0936.XX
408.0213.XX	408.8110.XX	508.0202.XX	508.0951.XX
408.0220.XX	408.8130.XX	508.0212.XX	508.0983.XX
408.0236.XX	408.8139.XX	508.0213.XX	508.0992.XX
408.0251.XX	408.8155.XX	508.0220.XX	508.3001.XX
408.0283.XX	4F8.0051.XX	508.0236.XX	508.8110.XX
408.0292.XX	4F8.0116.XX	508.0251.XX	508.8130.XX
408.0813.XX	4F8.0123.XX	508.0283.XX	508.8139.XX
408.0814.XX	4F8.0142.XX	508.0292.XX	508.8155.XX
408.0820.XX	4F8.0251.XX	508.0442.XX	5F8.0051.XX
408.0826.XX	4F8.0951.XX	508.0443.XX	5F8.0116.XX
408.0850.XX	508.0004.XX	508.0444.XX	5F8.0123.XX

## 168.8711.00



T-VERBINDER 12.1x19.8  
JUNCTION-T 12.1x19.8  
T-BRACKET 12.1x19.8  
T-VERBINDER 12.1x19.8  
TOPE DE UNION 12.1x19.8  
LACZNIK TEOWY 12.1x19.8

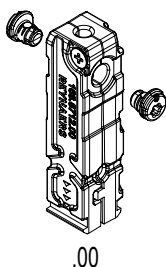


1 st./pc  
168.5000.00

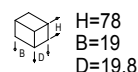
Ø7 x 10.2

<b>MASTERLINE 8-Fu</b>	408.0936.XX	508.0813.XX
408.0170.XX	508.0113.XX	508.0890.XX
408.0171.XX	508.0136.XX	508.0913.XX
408.0172.XX	508.0170.XX	508.0936.XX
408.0173.XX	508.0171.XX	
408.0174.XX	508.0172.XX	
408.0213.XX	508.0173.XX	
408.0236.XX	508.0174.XX	
408.0813.XX	508.0213.XX	
408.0890.XX	508.0236.XX	
408.0913.XX	508.0442.XX	

## 168.8712.MX



T-VERBINDER 19x19.8  
JUNCTION-T 19x19.8  
T-BRACKET 19x19.8  
T-VERBINDER 19x19.8  
TOPE DE UNION 19x19.8  
LACZNIK TEOWY 19x19.8

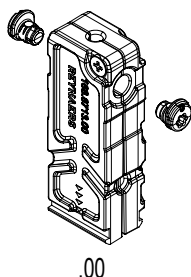


2 st./pc  
168.5000.00

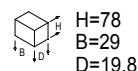
Ø7 x 10.2

<b>MASTERLINE 8-Fu</b>	408.0850.XX	408.8139.XX	508.0142.XX
408.0004.XX	408.0851.XX	408.8155.XX	508.0183.XX
408.0116.XX	408.0852.XX	4F8.0116.XX	508.0220.XX
408.0120.XX	408.0885.XX	4F8.0123.XX	508.0283.XX
408.0123.XX	408.0891.XX	4F8.0142.XX	508.0443.XX
408.0140.XX	408.0892.XX	4F8.0896.XX	508.0820.XX
408.0142.XX	408.0896.XX	508.0004.XX	508.0850.XX
408.0183.XX	408.0920.XX	508.0116.XX	508.0851.XX
408.0220.XX	408.0983.XX	508.0120.XX	508.0852.XX
408.0283.XX	408.8110.XX	508.0123.XX	508.0885.XX
408.0820.XX	408.8130.XX	508.0140.XX	508.0891.XX

## 168.8713.MX



T-VERBINDER 29x19.8  
JUNCTION-T 29x19.8  
T-BRACKET 29x19.8  
T-VERBINDER 29x19.8  
TOPE DE UNION 29x19.8  
LACZNIK TEOWY 29x19.8

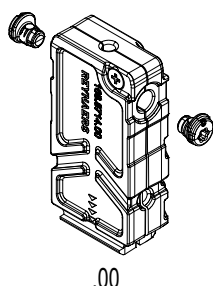


2 st./pc  
168.5000.00

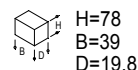
Ø7 x 10.2

<b>MASTERLINE 8-Fu</b>	408.0886.XX	508.0856.XX
408.0100.XX	408.0894.XX	508.0886.XX
408.0109.XX	508.0100.XX	508.0894.XX
408.0110.XX	508.0109.XX	5K8.0853.XX
408.0111.XX	508.0110.XX	5K8.0854.XX
408.0160.XX	508.0111.XX	5K8.0855.XX
408.0165.XX	508.0160.XX	5K8.0856.XX
408.0853.XX	508.0165.XX	
408.0854.XX	508.0853.XX	
408.0855.XX	508.0854.XX	
408.0856.XX	508.0855.XX	

## 168.8714.MX



T-VERBINDER 39x19.8  
JUNCTION-T 39x19.8  
T-BRACKET 39x19.8  
T-VERBINDER 39x19.8  
TOPE DE UNION 39x19.8  
LACZNIK TEOWY 39x19.8



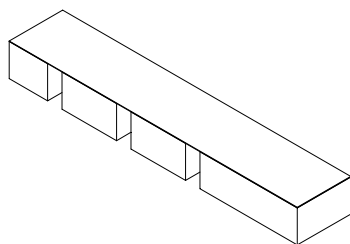
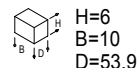
2 st./pc  
168.5000.00

Ø7 x 10.2

<b>MASTERLINE 8-Fu</b>	408.0814.XX
408.0114.XX	508.0114.XX
508.0125.XX	508.0444.XX
508.0814.XX	

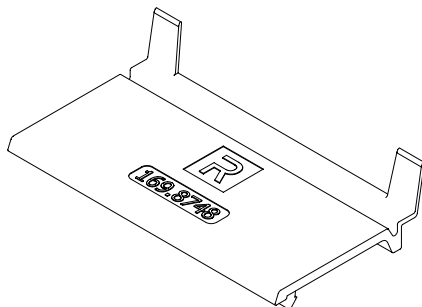
## 168.8686.04

AFDICHTINGSSTUK T-VERBINDER  
PIECE D'ETANCHEITE JONCTION-T  
SEALING T-BRACKET  
ABDICHTUNG T-VERBINDER  
SELLADO TOPE DE UNION  
ELEMENT USZCZELNIAJACY ZLACZA TEOWEGO

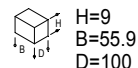


MASTERLINE 8-Fu	408.0856.XX	508.0142.XX	508.0913.XX
408.0004.XX	408.0885.XX	508.0160.XX	508.0920.XX
408.0100.XX	408.0886.XX	508.0165.XX	508.0936.XX
408.0109.XX	408.0890.XX	508.0170.XX	508.0983.XX
408.0110.XX	408.0892.XX	508.0171.XX	508.8110.XX
408.0111.XX	408.0894.XX	508.0172.XX	508.8130.XX
408.0116.XX	408.0896.XX	508.0173.XX	508.8139.XX
408.0120.XX	408.0913.XX	508.0174.XX	508.8155.XX
408.0123.XX	408.0920.XX	508.0183.XX	5F8.0116.XX
408.0140.XX	408.0936.XX	508.0213.XX	5F8.0123.XX
408.0142.XX	408.0983.XX	508.0220.XX	5F8.0142.XX
408.0160.XX	408.8110.XX	508.0236.XX	5F8.0896.XX
408.0165.XX	408.8130.XX	508.0283.XX	5K8.0850.XX
408.0170.XX	408.8139.XX	508.0442.XX	5K8.0851.XX
408.0171.XX	408.8155.XX	508.0443.XX	5K8.0852.XX
408.0172.XX	4F8.0116.XX	508.0444.XX	5K8.0853.XX
408.0173.XX	4F8.0123.XX	508.0813.XX	5K8.0854.XX
408.0174.XX	4F8.0142.XX	508.0814.XX	5K8.0855.XX
408.0183.XX	4F8.0896.XX	508.0820.XX	5K8.0856.XX
408.0213.XX	508.0004.XX	508.0850.XX	
408.0220.XX	508.0100.XX	508.0851.XX	
408.0236.XX	508.0109.XX	508.0852.XX	
408.0283.XX	508.0110.XX	508.0853.XX	
408.0813.XX	508.0111.XX	508.0854.XX	
408.0814.XX	508.0113.XX	508.0855.XX	
408.0820.XX	508.0114.XX	508.0856.XX	
408.0850.XX	508.0116.XX	508.0885.XX	
408.0851.XX	508.0120.XX	508.0886.XX	
408.0852.XX	508.0123.XX	508.0890.XX	
408.0853.XX	508.0125.XX	508.0892.XX	
408.0854.XX	508.0136.XX	508.0894.XX	
408.0855.XX	508.0140.XX	508.0896.XX	

## 169.8748.04

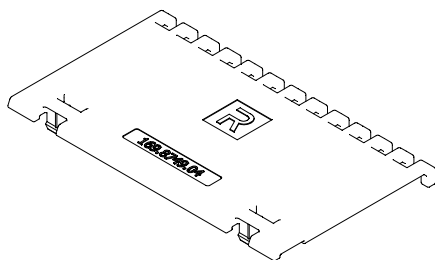


GLASSTEUN  
SUPPORT CALE DE VITRAGE  
GLASS SUPPORT  
GLASAUFLAGEPROFIL  
SOPORTE VIDRIO  
PODPORKA POD PRZESZK.

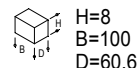


<b>MASTERLINE 8-Fu</b>	408.0852.XX	508.0112.XX	508.0882.XX
408.0004.XX	408.0853.XX	508.0113.XX	508.0885.XX
408.0051.XX	408.0854.XX	508.0114.XX	508.0886.XX
408.0100.XX	408.0855.XX	508.0116.XX	508.0887.XX
408.0102.XX	408.0856.XX	508.0120.XX	508.0888.XX
408.0105.XX	408.0880.XX	508.0123.XX	508.0913.XX
408.0109.XX	408.0882.XX	508.0125.XX	508.0920.XX
408.0110.XX	408.0885.XX	508.0136.XX	508.0936.XX
408.0111.XX	408.0886.XX	508.0140.XX	508.0983.XX
408.0112.XX	408.0887.XX	508.0142.XX	508.3001.XX
408.0116.XX	408.0888.XX	508.0160.XX	508.8110.XX
408.0120.XX	408.0913.XX	508.0165.XX	508.8130.XX
408.0123.XX	408.0920.XX	508.0183.XX	508.8139.XX
408.0140.XX	408.0936.XX	508.0192.XX	508.8155.XX
408.0142.XX	408.0983.XX	508.0213.XX	5F8.0051.XX
408.0160.XX	408.3001.XX	508.0220.XX	5F8.0116.XX
408.0165.XX	408.8110.XX	508.0236.XX	5F8.0123.XX
408.0183.XX	408.8130.XX	508.0283.XX	5F8.0142.XX
408.0192.XX	408.8139.XX	508.0442.XX	5K8.0850.XX
408.0213.XX	408.8155.XX	508.0443.XX	5K8.0851.XX
408.0220.XX	4F8.0051.XX	508.0444.XX	5K8.0852.XX
408.0236.XX	4F8.0116.XX	508.0813.XX	5K8.0853.XX
408.0283.XX	4F8.0123.XX	508.0814.XX	5K8.0854.XX
408.0302.XX	4F8.0142.XX	508.0820.XX	5K8.0855.XX
408.0312.XX	508.0004.XX	508.0850.XX	5K8.0856.XX
408.0392.XX	508.0051.XX	508.0851.XX	
408.0813.XX	508.0100.XX	508.0852.XX	
408.0814.XX	508.0102.XX	508.0853.XX	
408.0820.XX	508.0105.XX	508.0854.XX	
408.0826.XX	508.0109.XX	508.0855.XX	
408.0850.XX	508.0110.XX	508.0856.XX	
408.0851.XX	508.0111.XX	508.0880.XX	

## 169.8749.04




GLASSTEUN  
SUPPORT CALE DE VITRAGE  
GLASS SUPPORT  
GLASAUFLAGEPROFIL  
SOPORTE VIDRIO  
PODPORKA POD PRZESZK.




<b>MASTERLINE 8-Fu</b>	408.0202.XX
408.0212.XX	408.0212.XX
408.0251.XX	408.0251.XX
408.0292.XX	408.0292.XX
408.0902.XX	408.0902.XX
408.0912.XX	408.0912.XX
408.0951.XX	408.0951.XX
408.0992.XX	408.0992.XX
4F8.0251.XX	4F8.0251.XX
4F8.0951.XX	4F8.0951.XX
508.0202.XX	508.0202.XX
508.0212.XX	508.0212.XX
508.0251.XX	508.0251.XX
508.0292.XX	508.0292.XX
508.0902.XX	508.0902.XX
508.0912.XX	508.0912.XX
508.0951.XX	508.0951.XX
508.0992.XX	508.0992.XX
5F8.0251.XX	5F8.0251.XX
5F8.0951.XX	5F8.0951.XX

## 169.8700.04

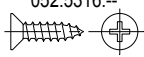
GLASSTEUN  
SUPPORT CALE DE VITRAGE  
GLASS SUPPORT  
GLASAUFLAGEPROFIL  
SOPORTE VIDRIO  
PODPORKA POD PRZESZK.



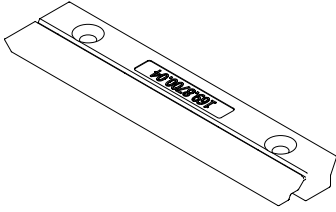
H=9  
B=100  
D=24.45



2 st./pc  
052.5316.--




DIN 7982  
4.2 x 19



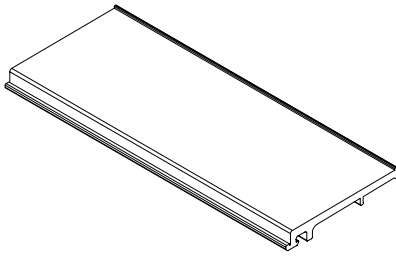
MASTERLINE 8-Fu

## 169.8715.00

GLASSTEUN 50MM  
SUPPORT CALE DE VITRAGE 50MM  
GLASS SUPPORT 50MM  
GLASAUFLAGEPROFIL 50MM  
SOPORTE VIDRIO 50MM  
PODPORKA POD PRZESZK. 50MM

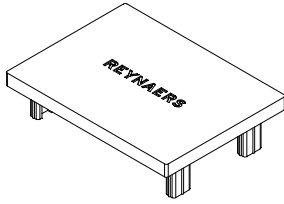


H=10.46  
B=150  
D=59.3

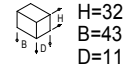


MASTERLINE 8-Fu

## 169.0100.04

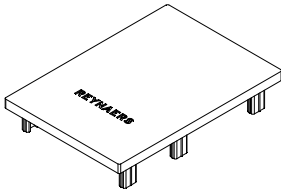


EINDSTUK  
PIECE FINALE  
END PIECE  
ENDSTUECK  
TERMINAL  
KONCOWKA

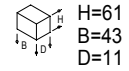


**MASTERLINE 8-Fu**  
408.0100.XX  
508.0100.XX

## 169.0109.04

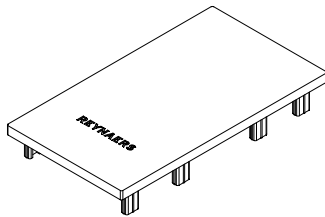


EINDSTUK  
PIECE FINALE  
END PIECE  
ENDSTUECK  
TERMINAL  
KONCOWKA

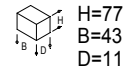


**MASTERLINE 8-Fu**  
408.0109.XX  
508.0109.XX

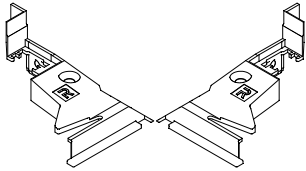
## 169.0110.04



EINDSTUK  
PIECE FINALE  
END PIECE  
ENDSTUECK  
TERMINAL  
KONCOWKA

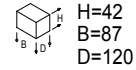


**MASTERLINE 8-Fu**  
408.0110.XX  
508.0110.XX

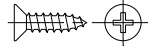


## 169.6105.SY

STOLPSTUK  
PIECE DOUBLE OUVRANT  
DOUBLE CASEMENT PIECE  
STULPSTUECK  
PIEZA DOBLE HOJA  
ZASLEPKA DO RUCHOMEGO SLUPKA




2 st./pc  
052.5339.--



DIN 7982  
5.5 x 13



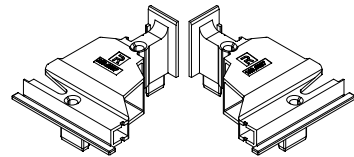
2 st./pc  
052.5311.--



DIN 7982  
4.2 x 16

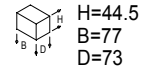
### MASTERLINE 8-Fu

408.0105.XX  
508.0105.XX

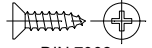


## 169.6897.SY

STOLPSTUK  
PIECE DOUBLE OUVRANT  
DOUBLE CASEMENT PIECE  
STULPSTUECK  
PIEZA DOBLE HOJA  
ZASLEPKA DO RUCHOMEGO SLUPKA



2 st./pc  
052.5327.--



DIN 7982  
4.2 x 25



2 st./pc  
052.5318.--




DIN 7982  
4.2 x 38

### MASTERLINE 8-Fu

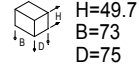
408.0115.XX  
508.0115.XX



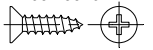


## 169.7300.SY

BORSTELSTUK DEUR  
SUPPORT DE BROSSE PORTE  
BRUSHHOLDER DOOR  
BUERSTENHALTER TUER  
PORTACEPILLO PARA PUERTA  
UCHWYT SZCZOTKI DRZWIOWEJ




2 st./pc  
052.5316.--



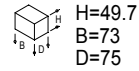
DIN 7982  
4.2 x 19

MASTERLINE 8-Fu

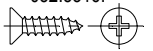


## 169.7400.SY

BORSTELSTUK DEUR  
SUPPORT DE BROSSE PORTE  
BRUSHHOLDER DOOR  
BUERSTENHALTER TUER  
PORTACEPILLO PARA PUERTA  
UCHWYT SZCZOTKI DRZWIOWEJ



2 st./pc  
052.5316.--

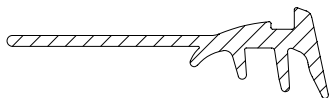
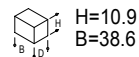


DIN 7982  
4.2 x 19

MASTERLINE 8-Fu

## 080.9372.04

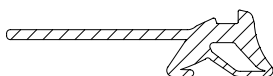
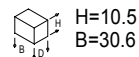
BEGLAZINGSDICHTING 3-4-5MM  
JOINT DE VITRAGE 3-4-5MM  
GLAZING GASKET 3-4-5MM  
VERGLASUNGSDICHTUNG 3-4-5MM  
JUNTA DE ACRISTALAR 3-4-5MM  
USZCZELKA PRZYSZYBOWA 3-4-5MM



CS 86-HI

## 180.9366.04

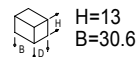
BINNENBEGLAZINGSDICHTING 6-7MM  
JOINT DE VITRAGE INTERIEUR 6-7MM  
INNER GLAZING GASKET 6-7MM  
INNENVERGLASUNGSDICHTUNG 6-7MM  
JUNTA DE ACRISTALADO INTERIOR 6-7MM  
USZCZELKA PRZYSZYBOWA WEWN. 6-7MM



MASTERLINE 8-Fu

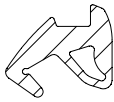
## 180.9368.04

BINNENBEGLAZINGSDICHTING 8-9MM  
JOINT DE VITRAGE INTERIEUR 8-9MM  
INNER GLAZING GASKET 8-9MM  
INNENVERGLASUNGSDICHTUNG 8-9MM  
JUNTA DE ACRISTALADO INTERIOR 8-9MM  
USZCZELKA PRZYSZYBOWA WEWN. 8-9MM



MASTERLINE 8-Fu

## 080.9123.SY



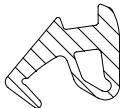
BINNENBEGLAZINGSDICHTING 3MM  
 JOINT DE VITRAGE INTERIEUR 3MM  
 INNER GLAZING GASKET 3MM  
 INNENVERGLASUNGSDICHTUNG 3MM  
 JUNTA DE ACRISTALADO INTERIOR 3MM  
 USZCZELKA PRZYSZYBOWA WEWN. 3MM



H=8.9 B=7.7 (COLOR= WHITE)  
 04/47=SILICONISED  
 N4/N7=NON SILICONISED

CS 59Pa	TR 200	TP 110-Re
CS 59	BOREALE	ES 50
CS 59-HV	MOSQUITO	CS 38-SL
CS 59-Re	CS 77	ES 50-AP
CS 59-So	CS 77-HV	CS 38-SL/AP
CS 68	CS 59Pa-AP	CS 24-SL
CS 68-HV	CS 59-AP	ES 75
CS 68-Re	CS 68-AP	CS 104-HI+
CS 68-So	CS 77-AP	CP 45Pa (GR)
VISION 50	CS 77-BP	CS 77-SP
TP 110	CS 77-FP	CI 45
TLS 110	CP 155-AP	CF 68
CP 130	CP 155-LS/AP	CSW 86-HI
CP 130-LS	CP 96	MASTERLINE 8-Fu
CP 155	CP 45Pa	
CP 155-LS	CP 96-LS	
CW 50	CP 96-AP	
CW 60	CP 96-LS/AP	

## 080.9124.SY



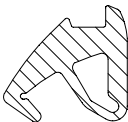
BINNENBEGLAZINGSDICHTING 4MM  
 JOINT DE VITRAGE INTERIEUR 4MM  
 INNER GLAZING GASKET 4MM  
 INNENVERGLASUNGSDICHTUNG 4MM  
 JUNTA DE ACRISTALADO INTERIOR 4MM  
 USZCZELKA PRZYSZYBOWA WEWN. 4MM



H=8.7 B=9.6 (COLOR= RED)  
 04/47=SILICONISED  
 N4/N7=NON SILICONISED

CS 59Pa	TR 200	ES 50
CS 59	BOREALE	CS 38-SL
CS 59-HV	CS 77	ES 50-AP
CS 59-Re	CS 77-HV	CS 38-SL/AP
CS 59-So	CS 59Pa-AP	CS 24-SL
CS 68	CS 59-AP	ES 75
CS 68-HV	CS 68-AP	CF 77
CS 68-Re	CS 77-AP	CS 104-HI+
CS 68-So	CS 77-BP	CP 45Pa (GR)
VISION 50	CS 77-FP	XS 68
TP 110	CP 155-AP	CS 77-SP
TLS 110	CP 155-LS/AP	CI 45
CP 130	CP 96	CF 77-AP
CP 130-LS	CP 45Pa	ES 45Pa
CP 155	CP 96-LS	CF 68
CP 155-LS	CP 96-AP	CSW 86-HI
CW 50	CP 96-LS/AP	MASTERLINE 8-Fu
CW 60	TP 110-Re	

## 080.9125.SY



BINNENBEGLAZINGSDICHTING 5MM  
 JOINT DE VITRAGE INTERIEUR 5MM  
 INNER GLAZING GASKET 5MM  
 INNENVERGLASUNGSDICHTUNG 5MM  
 JUNTA DE ACRISTALADO INTERIOR 5MM  
 USZCZELKA PRZYSZYBOWA WEWN. 5MM



H=10.3 B=9.7 (COLOR= BLUE)  
 04/47=SILICONISED  
 N4/N7=NON SILICONISED

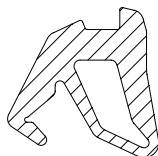
CS 59Pa	TR 200	CS 38-SL
CS 59	CS 77	ES 50-AP
CS 59-HV	CS 77-HV	CS 38-SL/AP
CS 59-Re	CS 59Pa-AP	CS 24-SL
CS 59-So	CS 59-AP	ES 75
CS 68	CS 68-AP	CF 77
CS 68-HV	CS 77-AP	CS 104-HI+
CS 68-Re	CS 77-BP	CP 45Pa (GR)
CS 68-So	CS 77-FP	CS 77-SP
VISION 50	CP 155-AP	CI 45
TP 110	CP 155-LS/AP	CF 77-AP
TLS 110	CP 96	ES 45Pa
CP 130	CP 45Pa	CF 68
CP 130-LS	CP 96-LS	CSW 86-HI
CP 155	CP 96-AP	MASTERLINE 8-Fu
CP 155-LS	CP 96-LS/AP	
CW 50	TP 110-Re	
CW 60	ES 50	

## 080.9126.SY

BINNENBEGLAZINGSDICHTING 6-7MM  
 JOINT DE VITRAGE INTERIEUR 6-7MM  
 INNER GLAZING GASKET 6-7MM  
 INNENVERGLASUNGSDICHTUNG 6-7MM  
 JUNTA DE ACRISTALADO INTERIOR 6-7MM  
 USZCZELKA PRZYSZYBOWA WEWN. 6-7MM



H=11.5 B=11.4 (COLOR= GREEN)  
 .04= SILICONISED  
 N4/N7=NON SILICONISED



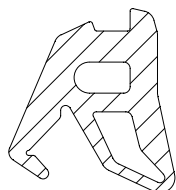
CS 59Pa	TR 200	ES 50-AP
CS 59	CS 77-HV	CS 38-SL/AP
CS 59-HV	CS 59Pa-AP	CS 24-SL
CS 59-Re	CS 59-AP	ES 75
CS 59-So	CS 68-AP	CF 77
CS 68	CS 77-AP	CS 104-HI+
CS 68-HV	CS 77-BP	CP 45Pa (GR)
CS 68-Re	CS 77-FP	CS 77-SP
CS 68-So	CP 155-AP	CI 45
VISION 50	CP 155-LS/AP	CF 77-AP
TP 110	CP 96	ES 45Pa
TLS 110	CP 96-LS	CF 68
CP 130	CP 96-AP	CSW 86-HI
CP 130-LS	CP 96-LS/AP	MASTERLINE 8-Fu
CP 155	TP 110-Re	
CP 155-LS	ES 50	
CW 50	CS 38-SL	
CW 60	CS 86-HI	

## 080.9128.SY

BINNENBEGLAZINGSDICHTING 8-9MM  
 JOINT DE VITRAGE INTERIEUR 8-9MM  
 INNER GLAZING GASKET 8-9MM  
 INNENVERGLASUNGSDICHTUNG 8-9MM  
 JUNTA DE ACRISTALADO INTERIOR 8-9MM  
 USZCZELKA PRZYSZYBOWA WEWN. 8-9MM



H=13.4 B=14.8 (COLOR= YELLOW)  
 .04= SILICONISED  
 .N4=NON SILICONISED



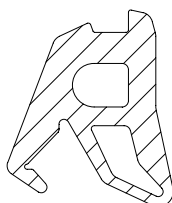
CS 59Pa	TR 200	CS 38-SL/AP
CS 59	CS 77	CS 24-SL
CS 59-HV	CS 77-HV	ES 75
CS 59-Re	CS 59Pa-AP	CF 77
CS 59-So	CS 59-AP	CS 104-HI+
CS 68	CS 68-AP	CS 77-SP
CS 68-HV	CS 77-AP	CI 45
CS 68-Re	CS 77-BP	CF 77-AP
CS 68-So	CP 155-AP	ES 45Pa
VISION 50	CP 155-LS/AP	CF 68
TP 110	CP 96	MASTERLINE 8-Fu
TLS 110	CP 96-LS	
CP 130	CP 96-AP	
CP 130-LS	CP 96-LS/AP	
CP 155	TP 110-Re	
CP 155-LS	ES 50	
CW 50	CS 38-SL	
CW 60	ES 50-AP	

## 080.9130.SY

BINNENBEGLAZINGSDICHTING 10MM  
 JOINT DE VITRAGE INTERIEUR 10MM  
 INNER GLAZING GASKET 10MM  
 INNENVERGLASUNGSDICHTUNG 10MM  
 JUNTA DE ACRISTALADO INTERIOR 10MM  
 USZCZELKA PRZYSZYBOWA WEWN. 10MM

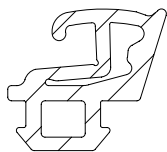


H=13.4 B=15.8 (COLOR= VIOLET)  
 .04= SILICONISED  
 .N4=NON SILICONISED

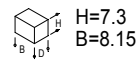


CS 59Pa	TR 200	ES 50-AP
CS 59	CS 77	CS 38-SL/AP
CS 59-HV	CS 77-HV	CS 24-SL
CS 59-Re	CS 59Pa-AP	ES 75
CS 59-So	CS 59-AP	CF 77
CS 68	CS 68-AP	CS 104-HI+
CS 68-HV	CS 77-AP	CS 77-SP
CS 68-Re	CS 77-BP	CI 45
CS 68-So	CP 155-AP	CF 77-AP
VISION 50	CP 155-LS/AP	CF 68
TP 110	CP 96	MASTERLINE 8-Fu
TLS 110	CP 45Pa	
CP 130	CP 96-LS	
CP 130-LS	CP 96-AP	
CP 155	CP 96-LS/AP	
CP 155-LS	TP 110-Re	
CW 50	ES 50	
CW 60	CS 38-SL	


## 180.9204.04



DICHTING  
JOINT  
GASKET  
DICHTUNG  
JUNTA  
USZCZELKA

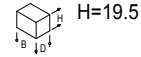


MASTERLINE 8-Fu

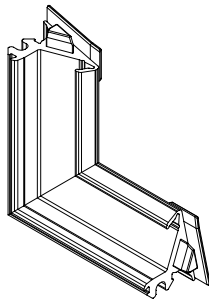


## 180.9697.04

MIDDENDICHTING EPDM  
JOINT CENTRAL EPDM  
CENTRAL GASKET EPDM  
MITTELDICHTUNG EPDM  
JUNTA CENTRAL EPDM  
USZCZELKA CENTRALNA EPDM

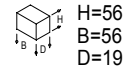


MASTERLINE 8-Fu

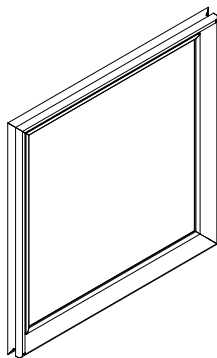


## 180.9497.04

MIDDENDICHTING GEVULKANISEERD  
JOINT CENTRAL VULCANISE  
VULCANISED CENTRAL GASKET  
VULKANISIERTE MITTELDICHTUNGSECKE  
JUNTA CENTRAL VULCANIZADA  
NAROZNIK USZCZELKI CENTRALNEJ



MASTERLINE 8-Fu  
180.9697.04



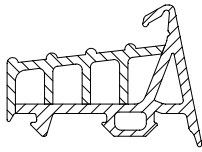
## 18F.9697.N4

GEVULKANISEERDE KADER MIDDENDICHTING EPDM  
CADRE VULCANISE JOINT CENTRAL EPDM  
VULCANISED FRAME CENTRAL GASKET EPDM  
VULKANISIERTE RAHM MITTELDICHTUNG EPDM  
MARCO VULCANIZADO JUNTA CENTRAL EPDM  
WULKANIZOWANA RAMKA USZCZELKI CENTRALNEJ EPDM



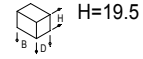
MADE OUT OF 180.9697.04

MASTERLINE 8-Fu  
180.9697.04

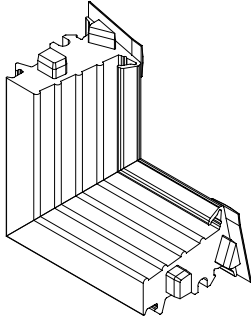


## 180.9698.04

MIDDENDICHTING  
JOINT CENTRAL  
CENTRAL GASKET  
MITTELDICHTUNG  
JUNTA CENTRAL  
USZCZELKA CENTRALNA

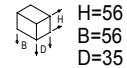


MASTERLINE 8-Fu

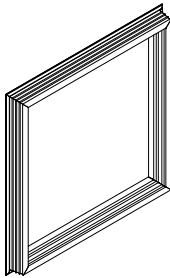


## 180.9498.04

MIDDENDICHTING GEVULKANISEERD HI  
JOINT CENTRAL VULCANISE HI  
VULCANISED CENTRAL GASKET HI  
VULKANISIERTE MITTELDICHTUNGSECKE HI  
JUNTA CENTRAL VULCANIZADA HI  
NAROZNIK USZCZELKI CENTRALNEJ HI



MASTERLINE 8-Fu  
180.9698.04




## 18F.9698.N4

GEVULKANISEERDE KADER MIDDENDICHTING EPDM HI  
CADRE VULCANISE JOINT CENTRAL EPDM HI  
VULCANISED FRAME CENTRAL GASKET EPDM HI  
VULKANISIERTE RAHM MITTELDICHTUNG EPDM HI  
MARCO VULCANIZADO JUNTA CENTRAL EPDM HI  
WULKANIZOWANA RAMKA USZCZELKI CENTR. EPDM HI



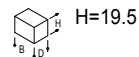
MADE OUT OF 180.9698.04

MASTERLINE 8-Fu  
180.9698.04

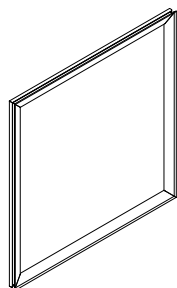


## 180.8682.04

MIDDENDICHTING TPE  
JOINT CENTRAL TPE  
CENTRAL GASKET TPE  
MITTELDICHTUNG TPE  
JUNTA CENTRAL TPE  
USZCZELKA CENTRALNA TPE



MASTERLINE 8-Fu



## 18F.8682.N4

GEVULCANISEERDE KADER MIDDENDICHTING TPE  
CADRE VULCANISE JOINT CENTRAL TPE  
VULCANISED FRAME CENTRAL GASKET TPE  
VULKANISIERTER RAHM MITTELDICHTUNG TPE  
MARCO VULCANIZADO JUNTA CENTRAL TPE  
WULKANIZOWANA RAMKA USZCZELKI CENTRALNEJ TPE



MADE OUT OF 180.8682.04

MASTERLINE 8-Fu  
180.8682.04



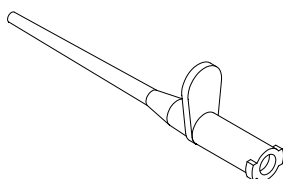
## 084.9107.--

SEKONDENLIJM 20g  
COLLE RAPIDE 20g  
CONTACT GLUE 20g  
SEKUNDENKLEBER 20g  
ADHESIVO DE CONTACTO 20g  
KLEJ SZYBKOWIAZACY 20g



20GR

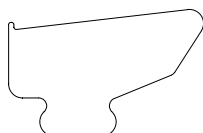
MASTERLINE 8-Fu  
180.8682.04



## 084.9075.--

HULPSTUK  
ACCESSOIRE  
ACCESSORY  
ZUBEHOER  
ACCESORIO  
AKCESORIA

MASTERLINE 8-Fu  
084.9107.--



## 180.9616.04

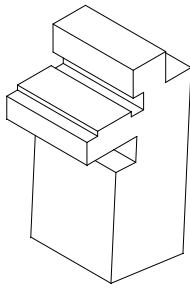
ISOLEREND VULSTUK 17x26MM  
PIECE DE REPLISSAGE ISOLEE 17x26MM  
INSULATING FILLING PIECE 17x26MM  
ISOLIERENDES FUELLSTUECK 17x26MM  
PIEZA DE RELLENO AISLANTE 17x26MM  
WKŁADKA IZOLACYJNA 17x26MM



H=17  
B=26  
D=3000

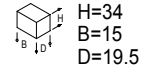
MASTERLINE 8-Fu



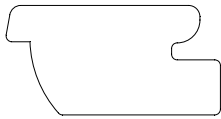


## 180.9030.04

EINDSTUK  
PIECE FINALE  
END PIECE  
ENDSTUECK  
TERMINAL  
KONCOWKA

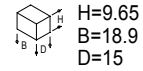


MASTERLINE 8-Fu

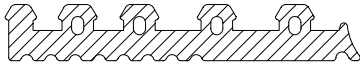


## 180.9035.04

EINDSTUK  
PIECE FINALE  
END PIECE  
ENDSTUECK  
TERMINAL  
KONCOWKA

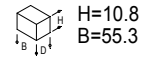


MASTERLINE 8-Fu



## 180.9036.04


DICHTING  
JOINT  
GASKET  
DICHTUNG  
JUNTA  
USZCZELKA



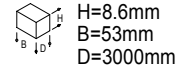
MASTERLINE 8-Fu

---

**087.9940.04**



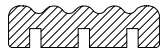
ISOLATIE DICHTING  
JOINT D'ISOLATION  
INSULATION GASKET  
ISOLATION DICHTUNG  
JUNTA DE AISLAMIENTO  
USZCZELKA IZOLACYJNA



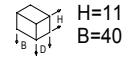
**CS 86-HI**  
**MASTERLINE 8-Fu**

---

**180.9630.07**

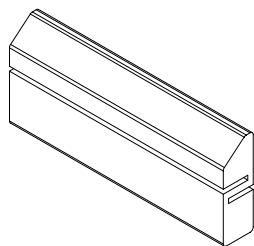


ISOLATIE DICHTING  
JOINT D'ISOLATION  
INSULATION GASKET  
ISOLATION DICHTUNG  
JUNTA DE AISLAMIENTO  
USZCZELKA IZOLACYJNA

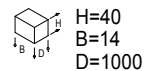


**MASTERLINE 8-Fu**  
**SL 38**

## 187.0051.07

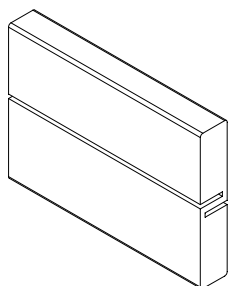


ISOLEREND VULSTUK 40x14MM  
PIECE DE REMPLISSAGE ISOLEE 40x14MM  
INSULATING FILLING PIECE 40x14MM  
ISOLIERENDES FUELLSTUECK 40x14MM  
PIEZA DE RELLENO AISLANTE 40x14MM  
WKLADKA IZOLACYJNA 40x14MM

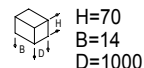


**MASTERLINE 8-Fu** 5F8.0351.XX  
4F8.0051.XX 5F8.0951.XX  
4F8.0251.XX  
4F8.0351.XX  
4F8.0951.XX  
5F8.0051.XX  
5F8.0251.XX

## 187.0116.07

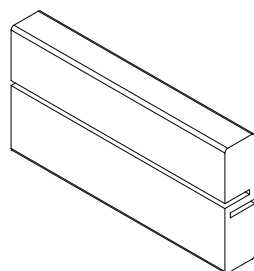


ISOLEREND VULSTUK 70x14MM  
PIECE DE REMPLISSAGE ISOLEE 70x14MM  
INSULATING FILLING PIECE 70x14MM  
ISOLIERENDES FUELLSTUECK 70x14MM  
PIEZA DE RELLENO AISLANTE 70x14MM  
WKLADKA IZOLACYJNA 70x14MM

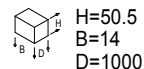


**MASTERLINE 8-Fu**  
4F8.0116.XX  
5F8.0116.XX

## 187.0123.07

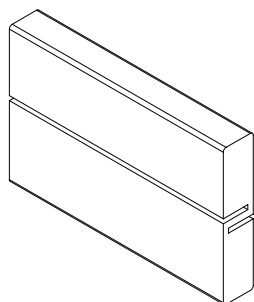


ISOLEREND VULSTUK 50.5x14MM  
PIECE DE REMPLISSAGE ISOLEE 50.5x14MM  
INSULATING FILLING PIECE 50.5x14MM  
ISOLIERENDES FUELLSTUECK 50.5x14MM  
PIEZA DE RELLENO AISLANTE 50.5x14MM  
WKLADKA IZOLACYJNA 50.5x14MM

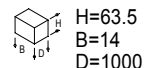


**MASTERLINE 8-Fu**  
4F8.0123.XX  
4F8.0896.XX  
5F8.0123.XX  
5F8.0896.XX

## 187.0142.07



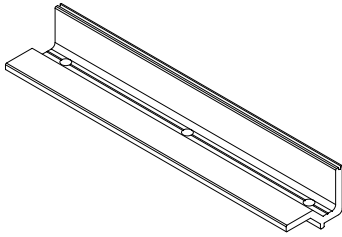
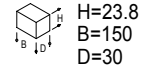
ISOLEREND VULSTUK 63.5x14MM  
PIECE DE REMPLISSAGE ISOLEE 63.5x14MM  
INSULATING FILLING PIECE 63.5x14MM  
ISOLIERENDES FUELLSTUECK 63.5x14MM  
PIEZA DE RELLENO AISLANTE 63.5x14MM  
WKLADKA IZOLACYJNA 63.5x14MM



**MASTERLINE 8-Fu**  
4F8.0142.XX  
5F8.0142.XX

## 169.6537.00

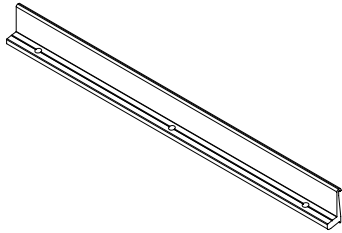
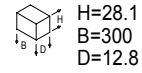
INBRAAKBEVEILIGING RC2  
PIECE ANTI-VOL RC2  
SECURITY DEVICE RC2  
EINBRUCHSICHERUNG RC2  
DISPOSITIVO DE SEGURIDAD RC2  
ZABEZPIECZENIE ANTYWLAMANIOWE RC2



MASTERLINE 8-Fu

## 169.6538.17

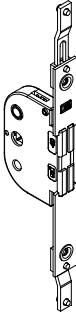
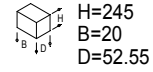
INBRAAKBEVEILIGING RC3  
PIECE ANTI-VOL RC3  
SECURITY DEVICE RC3  
EINBRUCHSICHERUNG RC3  
DISPOSITIVO DE SEGURIDAD RC3  
ZABEZPIECZENIE ANTYWLAMANIOWE RC3



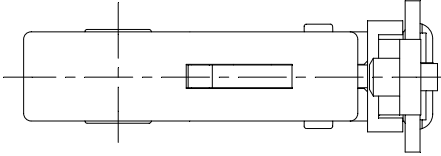
MASTERLINE 8-Fu

## 160.7000.--

INSTEKSLLOT  
CREMONE SERRURE  
INTERNAL LOCKING SYSTEM  
EINSTECKGETRIEBE  
CREMONA DE CIERRE  
WEWNETRZNY SYSTEM RYGLUJACY

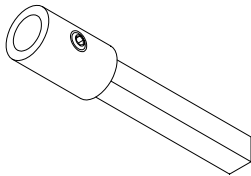
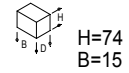


MASTERLINE 8-Fu



## 161.8070.--

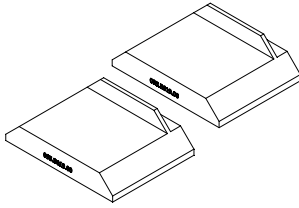
KOPPELSTUK  
PIECE DE RACCORDEMENT  
CONNECTION PIECE  
KUPPLUNGSSTUECK  
PIEZA DE UNION  
ELEMENT LACZACY



MASTERLINE 8-Fu

---

## 095.B619.00



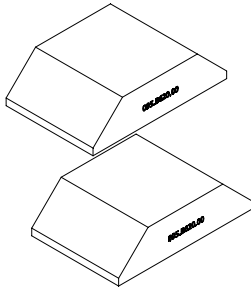
STEUNBLOKKEN  
SUPPORTS  
SUPPORT PIECES  
STUETZKLOTZE  
PIEZA DE SOPORTE  
PODKLADKA

### MASTERLINE 8-Fu

408.0102.XX  
408.0202.XX  
408.0902.XX  
508.0102.XX  
508.0202.XX  
508.0902.XX

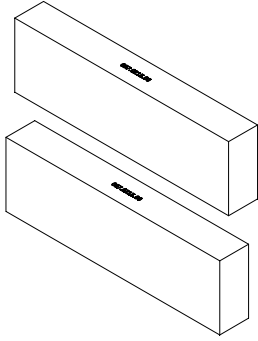
---

## 095.B620.00



STEUNBLOKKEN  
SUPPORTS  
SUPPORT PIECES  
STUETZKLOTZE  
PIEZA DE SOPORTE  
PODKLADKA

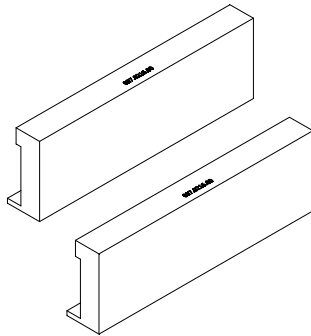
### MASTERLINE 8-Fu



## 097.0215.00

STEUNBLOKKEN  
 SUPPORTS  
 SUPPORT PIECES  
 STUETZKLOTZE  
 PIEZA DE SOPORTE  
 PODKLADKA

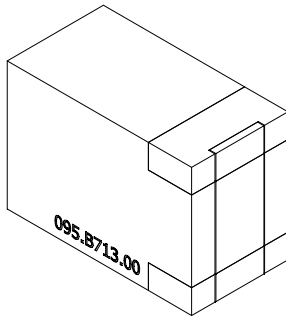
<b>MASTERLINE 8-Fu</b>	408.0854.XX	508.0220.XX	5K8.0850.XX
408.0100.XX	408.0855.XX	508.0442.XX	5K8.0851.XX
408.0109.XX	408.0856.XX	508.0443.XX	5K8.0852.XX
408.0110.XX	408.0913.XX	508.0444.XX	5K8.0853.XX
408.0111.XX	408.0920.XX	508.0813.XX	5K8.0854.XX
408.0116.XX	4F8.0116.XX	508.0814.XX	5K8.0855.XX
408.0120.XX	4F8.0123.XX	508.0820.XX	5K8.0856.XX
408.0123.XX	508.0100.XX	508.0850.XX	
408.0165.XX	508.0109.XX	508.0851.XX	
408.0213.XX	508.0110.XX	508.0852.XX	
408.0220.XX	508.0111.XX	508.0853.XX	
408.0813.XX	508.0113.XX	508.0854.XX	
408.0814.XX	508.0114.XX	508.0855.XX	
408.0820.XX	508.0116.XX	508.0856.XX	
408.0850.XX	508.0120.XX	508.0913.XX	
408.0851.XX	508.0123.XX	508.0920.XX	
408.0852.XX	508.0165.XX	5F8.0116.XX	
408.0853.XX	508.0213.XX	5F8.0123.XX	



## 097.0216.00

STEUNBLOKKEN  
 SUPPORTS  
 SUPPORT PIECES  
 STUETZKLOTZE  
 PIEZA DE SOPORTE  
 PODKLADKA

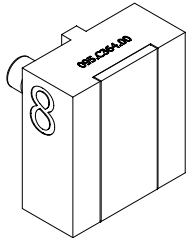
<b>MASTERLINE 8-Fu</b>	508.0992.XX
408.0102.XX	
408.0112.XX	
408.0192.XX	
408.0202.XX	
408.0212.XX	
408.0292.XX	
408.0902.XX	
408.0912.XX	
408.0992.XX	
508.0102.XX	
508.0112.XX	
508.0192.XX	
508.0202.XX	
508.0212.XX	
508.0292.XX	
508.0902.XX	
508.0912.XX	



## 095.B713.00

KLEMBLOK  
BLOC DE SERRAGE  
CLAMP BLOCK  
SPANNBACKE  
BLOQUE DE PRESION  
BLOK DOCISKOWY

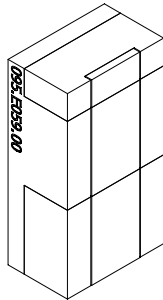
MASTERLINE 8-Fu



## 095.C364.00

KLEMBLOK  
BLOC DE SERRAGE  
CLAMP BLOCK  
SPANNBACKE  
BLOQUE DE PRESION  
BLOK DOCISKOWY

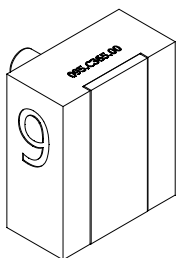
MASTERLINE 8-Fu



## 095.C365.00

KLEMBLOK  
BLOC DE SERRAGE  
CLAMP BLOCK  
SPANNBACKE  
BLOQUE DE PRESION  
BLOK DOCISKOWY

MASTERLINE 8-Fu



## 095.E059.00

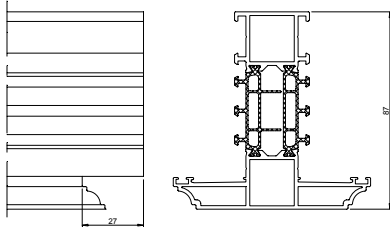
KLEMBLOK  
BLOC DE SERRAGE  
CLAMP BLOCK  
SPANNBACKE  
BLOQUE DE PRESION  
BLOK DOCISKOWY

MASTERLINE 8-Fu



## 095.B129.00

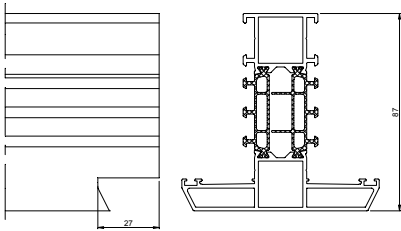
FREES RENAISSANCE  
FRAISE RENAISSANCE  
MILLING HEAD RENAISSANCE  
FRAESE RENAISSANCE  
FRESADO RENAISSANCE  
FREZ RENAISSANCE



MASTERLINE 8-Fu

## 095.B130.00

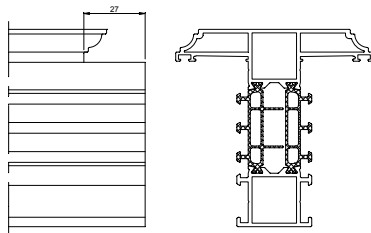
FREES DECO  
FRAISE DECO  
MILLING HEAD DECO  
FRAESE DECO  
FRESADO DECO  
FREZ DECO



MASTERLINE 8-Fu

## 095.C327.00

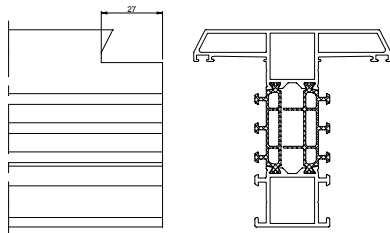
FREES RENAISSANCE CNC  
FRAISE RENAISSANCE CNC  
MILLING HEAD RENAISSANCE CNC  
FRAESE RENAISSANCE CNC  
FRESADO RENAISSANCE CNC  
FREZ RENAISSANCE CNC



MASTERLINE 8-Fu

## 095.C328.00

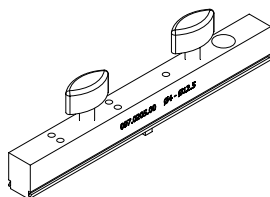
FREES DECO CNC  
FRAISE DECO CNC  
MILLING HEAD DECO CNC  
FRAESE DECO CNC  
FRESADO DECO CNC  
FREZ DECO CNC



MASTERLINE 8-Fu

## 097.0205.00

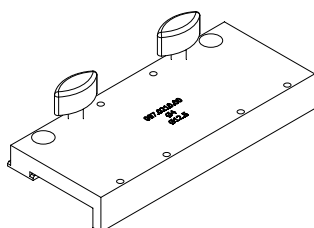
BOORMAL HOEKVERBINDING  
CALIBRE DE PERCAGE EQUERRE  
BORING JIG CORNER CLEAT  
BOHRLEHRE ECKVERBINDER  
PLANTILLA ESCUADRA  
SZABLON DO POL. LACZENIE NAROZY



<b>MASTERLINE 8-Fu</b>	408.0894.XX	508.0220.XX	5F8.0123.XX
408.0004.XX	408.0896.XX	508.0236.XX	5F8.0142.XX
408.0100.XX	408.0913.XX	508.0283.XX	5F8.0896.XX
408.0109.XX	408.0920.XX	508.0442.XX	5K8.0850.XX
408.0110.XX	408.0936.XX	508.0443.XX	5K8.0851.XX
408.0111.XX	408.0983.XX	508.0444.XX	5K8.0852.XX
408.0116.XX	408.8110.XX	508.0813.XX	5K8.0853.XX
408.0120.XX	408.8130.XX	508.0814.XX	5K8.0854.XX
408.0123.XX	408.8139.XX	508.0820.XX	5K8.0855.XX
408.0140.XX	408.8155.XX	508.0850.XX	5K8.0856.XX
408.0142.XX	4F8.0116.XX	508.0851.XX	
408.0160.XX	4F8.0123.XX	508.0852.XX	
408.0165.XX	4F8.0142.XX	508.0853.XX	
408.0183.XX	4F8.0896.XX	508.0854.XX	
408.0213.XX	508.0004.XX	508.0855.XX	
408.0220.XX	508.0100.XX	508.0856.XX	
408.0236.XX	508.0109.XX	508.0885.XX	
408.0283.XX	508.0110.XX	508.0886.XX	
408.0813.XX	508.0111.XX	508.0890.XX	
408.0814.XX	508.0113.XX	508.0891.XX	
408.0820.XX	508.0114.XX	508.0892.XX	
408.0850.XX	508.0116.XX	508.0894.XX	
408.0851.XX	508.0120.XX	508.0896.XX	
408.0852.XX	508.0123.XX	508.0913.XX	
408.0853.XX	508.0125.XX	508.0920.XX	
408.0854.XX	508.0136.XX	508.0936.XX	
408.0855.XX	508.0140.XX	508.0983.XX	
408.0856.XX	508.0142.XX	508.8110.XX	
408.0885.XX	508.0160.XX	508.8130.XX	
408.0886.XX	508.0165.XX	508.8139.XX	
408.0890.XX	508.0183.XX	508.8155.XX	
408.0892.XX	508.0213.XX	5F8.0116.XX	

## 097.0210.00

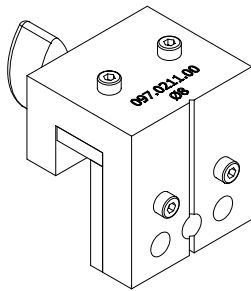
BOORMAL HOEKVERBINDING  
CALIBRE DE PERCAGE EQUERRE  
BORING JIG CORNER CLEAT  
BOHRLEHRE ECKVERBINDER  
PLANTILLA ESCUADRA  
SZABLON DO POL. LACZENIE NAROZY



<b>MASTERLINE 8-Fu</b>
408.0051.XX
408.0102.XX
408.0112.XX
408.0192.XX
408.0202.XX
408.0212.XX
408.0251.XX
408.0292.XX
408.0902.XX
408.0912.XX
408.0951.XX
408.0992.XX
4F8.0051.XX
4F8.0251.XX
4F8.0951.XX
508.0051.XX
508.0102.XX
508.0112.XX
508.0192.XX
508.0202.XX
508.0212.XX
508.0251.XX
508.0292.XX
508.0902.XX
508.0912.XX
508.0951.XX
508.0992.XX
5F8.0051.XX
5F8.0251.XX
5F8.0951.XX

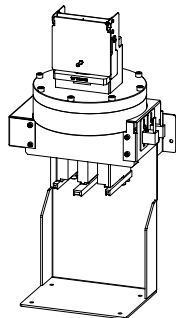
## 097.0211.00

BOORMAL ONTWATERING  
CALIBRE DE PERCAGE DRAINAGE  
BORING JIG DRAINAGE  
BOHRLEHRE ENTWAESSERUNG  
UTIL PARA DRENAJE  
SZABLON DO DRENAZY



MASTERLINE 8-Fu			
408.0100.XX	408.0856.XX	508.0140.XX	508.0936.XX
408.0102.XX	408.0880.XX	508.0142.XX	508.0983.XX
408.0109.XX	408.0882.XX	508.0160.XX	508.8110.XX
408.0110.XX	408.0885.XX	508.0165.XX	508.8130.XX
408.0111.XX	408.0886.XX	508.0183.XX	508.8139.XX
408.0112.XX	408.0890.XX	508.0213.XX	508.8155.XX
408.0116.XX	408.0892.XX	508.0220.XX	5F8.0116.XX
408.0120.XX	408.0894.XX	508.0236.XX	5F8.0123.XX
408.0123.XX	408.0896.XX	508.0283.XX	5F8.0142.XX
408.0140.XX	408.0913.XX	508.0442.XX	5F8.0896.XX
408.0142.XX	408.0920.XX	508.0443.XX	5K8.0850.XX
408.0160.XX	408.0936.XX	508.0444.XX	5K8.0851.XX
408.0165.XX	408.0983.XX	508.0813.XX	5K8.0852.XX
408.0183.XX	408.8110.XX	508.0814.XX	5K8.0853.XX
408.0192.XX	408.8130.XX	508.0820.XX	5K8.0854.XX
408.0202.XX	408.8139.XX	508.0850.XX	5K8.0855.XX
408.0212.XX	408.8155.XX	508.0851.XX	5K8.0856.XX
408.0213.XX	4F8.0116.XX	508.0852.XX	
408.0220.XX	4F8.0123.XX	508.0853.XX	
408.0236.XX	4F8.0142.XX	508.0854.XX	
408.0283.XX	4F8.0896.XX	508.0855.XX	
408.0813.XX	508.0100.XX	508.0856.XX	
408.0814.XX	508.0109.XX	508.0880.XX	
408.0820.XX	508.0110.XX	508.0882.XX	
408.0826.XX	508.0111.XX	508.0885.XX	
408.0850.XX	508.0113.XX	508.0886.XX	
408.0851.XX	508.0114.XX	508.0890.XX	
408.0852.XX	508.0116.XX	508.0892.XX	
408.0853.XX	508.0120.XX	508.0894.XX	
408.0854.XX	508.0123.XX	508.0896.XX	
408.0855.XX	508.0125.XX	508.0913.XX	
	508.0136.XX	508.0920.XX	

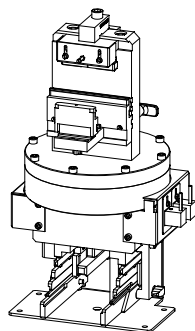
## 197.B600.00



MULTIFUNCTIONELE MATRIJS  
 MATRICE MULTIFONCTIONELLE  
 MULTIFUNCTIONAL PUNCH TOOL  
 MEHRZWECKSTANZWERKZEUG  
 MATRIZ MULTIFUNCIONAL  
 WYKROJNIK WIELOFUNKCYJNY

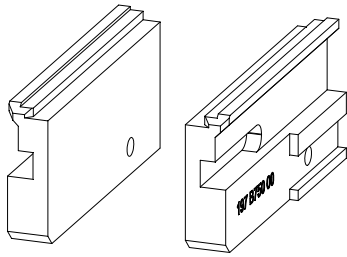
<b>MASTERLINE 8-Fu</b>			
408.0004.XX	408.0892.XX	508.0283.XX	5F8.0123.XX
408.0116.XX	408.0894.XX	508.0442.XX	5F8.0142.XX
408.0120.XX	408.0896.XX	508.0443.XX	5F8.0896.XX
408.0123.XX	408.0913.XX	508.0444.XX	5K8.0850.XX
408.0140.XX	408.0920.XX	508.0813.XX	5K8.0851.XX
408.0142.XX	408.0936.XX	508.0814.XX	5K8.0852.XX
408.0160.XX	408.0983.XX	508.0820.XX	5K8.0853.XX
408.0165.XX	408.8110.XX	508.0850.XX	5K8.0854.XX
408.0174.XX	408.8130.XX	508.0851.XX	5K8.0855.XX
408.0183.XX	408.8139.XX	508.0852.XX	5K8.0856.XX
408.0213.XX	408.8155.XX	508.0853.XX	
408.0220.XX	4F8.0116.XX	508.0854.XX	
408.0236.XX	4F8.0123.XX	508.0855.XX	
408.0283.XX	4F8.0142.XX	508.0856.XX	
408.0813.XX	4F8.0896.XX	508.0880.XX	
408.0814.XX	508.0004.XX	508.0882.XX	
408.0820.XX	508.0113.XX	508.0885.XX	
408.0826.XX	508.0114.XX	508.0886.XX	
408.0850.XX	508.0116.XX	508.0890.XX	
408.0851.XX	508.0120.XX	508.0891.XX	
408.0852.XX	508.0123.XX	508.0892.XX	
408.0853.XX	508.0125.XX	508.0894.XX	
408.0854.XX	508.0136.XX	508.0896.XX	
408.0855.XX	508.0140.XX	508.0899.XX	
408.0856.XX	508.0142.XX	508.0913.XX	
408.0880.XX	508.0160.XX	508.0920.XX	
408.0882.XX	508.0165.XX	508.0936.XX	
408.0885.XX	508.0174.XX	508.0983.XX	
408.0886.XX	508.0183.XX	508.8110.XX	
408.0890.XX	508.0213.XX	508.8130.XX	
408.0891.XX	508.0220.XX	508.8139.XX	
	508.0236.XX	508.8155.XX	
		508.8155.XX	
		5F8.0116.XX	

## 197.B700.00



MULTIFUNCTIONELE MATRIJS  
 MATRICE MULTIFONCTIONELLE  
 MULTIFUNCTIONAL PUNCH TOOL  
 MEHRZWECKSTANZWERKZEUG  
 MATRIZ MULTIFUNCIONAL  
 WYKROJNIK WIELOFUNKCYJNY

<b>MASTERLINE 8-Fu</b>
408.0051.XX
408.0102.XX
408.0112.XX
408.0192.XX
408.0202.XX
408.0212.XX
408.0251.XX
408.0292.XX
408.0902.XX
408.0912.XX
408.0951.XX
408.0992.XX
4F8.0051.XX
4F8.0251.XX
4F8.0951.XX
508.0051.XX
508.0102.XX
508.0112.XX
508.0192.XX
508.0202.XX
508.0212.XX
508.0251.XX
508.0292.XX
508.0902.XX
508.0912.XX
508.0951.XX
508.0992.XX
5F8.0051.XX
5F8.0251.XX
5F8.0951.XX

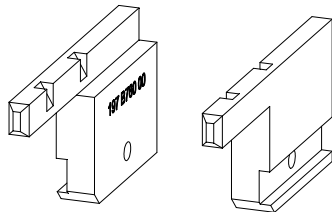


## 197.B750.00

ONDERVULLING  
SUPPORT  
SUPPORT  
FUELLSTUECK  
CHASIS  
WSPORNIK

**MASTERLINE 8-Re**  
197.B700.00

**MASTERLINE 8-De**  
197.B700.00

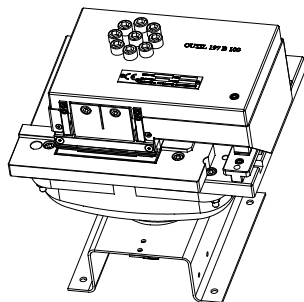


## 197.B760.00

ONDERVULLING  
SUPPORT  
SUPPORT  
FUELLSTUECK  
CHASIS  
WSPORNIK

**MASTERLINE 8-Re**  
197.B700.00

**MASTERLINE 8-De**  
197.B700.00



## 197.B100.00

PONSUNIT KRUK + KANAALOPENING  
UNITE D'ETAMPER POIGNEE + DECOUPE DU CANAL DE  
PUNCH UNIT HANDLE + CUT AWAY LINKBAR CHANNEL  
STANZEINHEIT HANDGRIFF + AUSNEHMUNG DES SCHUB  
PUNZON CREMONA + UBRIDORE DE RANURAS  
WYKROJNIK DO KLAMKA + ROWKA OBWIEDNIOWEGO

### MASTERLINE 8-Fu

### SL 38

408.0051.XX  
408.0102.XX  
408.0112.XX  
408.0192.XX  
408.0202.XX  
408.0212.XX  
408.0251.XX  
408.0292.XX  
408.0902.XX  
408.0912.XX  
408.0951.XX  
408.0992.XX  
4F8.0051.XX  
4F8.0251.XX  
4F8.0951.XX  
508.0051.XX  
508.0102.XX  
508.0112.XX  
508.0192.XX  
508.0202.XX  
508.0212.XX  
508.0251.XX  
508.0292.XX  
508.0902.XX  
508.0912.XX  
508.0951.XX  
508.0992.XX  
5F8.0051.XX  
5F8.0251.XX  
5F8.0951.XX

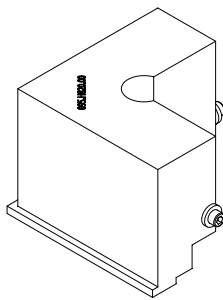
## 197.B900.00

PONSUNIT KRUK  
UNTE D'ETAMPER POIGNEE  
PUNCH UNIT HANDLE  
STANZEINHEIT HANDGRIFF  
PUNZON CREMONA  
WYKROJNIK DO KLAMKA

### MASTERLINE 8-Fu

060.7227.--	061.6451.XX
408.0102.XX	408.0102.XX
508.0102.XX	508.0102.XX
408.0192.XX	408.0192.XX
508.0192.XX	508.0192.XX
408.0112.XX	408.0112.XX
508.0112.XX	508.0112.XX
060.7934.--	061.6452.17
408.0102.XX	408.0102.XX
508.0102.XX	508.0102.XX
408.0192.XX	408.0192.XX
508.0192.XX	508.0192.XX
408.0112.XX	408.0112.XX
508.0112.XX	508.0112.XX
060.8916.--	060.6220.17
408.0102.XX	408.0102.XX
508.0102.XX	508.0102.XX
408.0192.XX	408.0192.XX
508.0192.XX	508.0192.XX
408.0112.XX	408.0112.XX
508.0112.XX	508.0112.XX
060.8914.PA	060.8915.PA
408.0102.XX	408.0102.XX
508.0102.XX	508.0102.XX
408.0192.XX	408.0192.XX
508.0192.XX	508.0192.XX
408.0112.XX	408.0112.XX
508.0112.XX	508.0112.XX

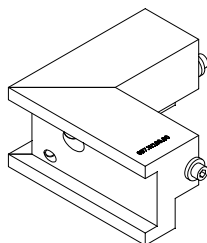
## 095.H820.00



PERSBLOK  
 ENCLUME  
 PRESS BLOCK  
 PRESSBLOCK  
 PRENSA  
 BLOK DOCISKOWY

<b>MASTERLINE 8-Fu</b>	408.0896.XX	508.0236.XX
408.0051.XX	408.0902.XX	508.0251.XX
408.0102.XX	408.0912.XX	508.0283.XX
408.0105.XX	408.0913.XX	508.0292.XX
408.0111.XX	408.0920.XX	508.0442.XX
408.0112.XX	408.0936.XX	508.0443.XX
408.0120.XX	408.0951.XX	508.0444.XX
408.0160.XX	408.0983.XX	508.0813.XX
408.0165.XX	408.0992.XX	508.0814.XX
408.0183.XX	408.3001.XX	508.0820.XX
408.0192.XX	4F8.0051.XX	508.0885.XX
408.0202.XX	4F8.0251.XX	508.0886.XX
408.0212.XX	4F8.0896.XX	508.0890.XX
408.0213.XX	4F8.0951.XX	508.0892.XX
408.0220.XX	508.0051.XX	508.0894.XX
408.0236.XX	508.0102.XX	508.0896.XX
408.0251.XX	508.0105.XX	508.0902.XX
408.0283.XX	508.0111.XX	508.0912.XX
408.0292.XX	508.0112.XX	508.0913.XX
408.0302.XX	508.0113.XX	508.0920.XX
408.0312.XX	508.0114.XX	508.0936.XX
408.0351.XX	508.0120.XX	508.0951.XX
408.0392.XX	508.0125.XX	508.0983.XX
408.0813.XX	508.0136.XX	508.0992.XX
408.0814.XX	508.0160.XX	508.3001.XX
408.0820.XX	508.0165.XX	5F8.0051.XX
408.0826.XX	508.0183.XX	5F8.0251.XX
408.0885.XX	508.0192.XX	5F8.0896.XX
408.0886.XX	508.0202.XX	5F8.0951.XX
408.0890.XX	508.0212.XX	
408.0892.XX	508.0213.XX	
408.0894.XX	508.0220.XX	

## 097.W100.00



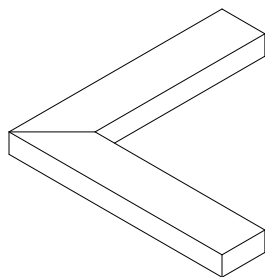
PERSBLOK  
 ENCLUME  
 PRESS BLOCK  
 PRESSBLOCK  
 PRENSA  
 BLOK DOCISKOWY

<b>MASTERLINE 8-Fu</b>
408.0100.XX
408.0109.XX
408.0110.XX
408.8110.XX
408.8130.XX
408.8139.XX
408.8155.XX
508.0100.XX
508.0109.XX
508.0110.XX
508.8110.XX
508.8130.XX
508.8139.XX
508.8155.XX

**CW 50**  
**CW 60**  
**CR 120**  
**CF 77**  
**CF 77-AP**

**CW 50-VL**

## 097.D300.00



HULPSTUK SETMATIC  
ACCESSOIRE SETMATIC  
ACCESSORY SETMATIC  
ZUBEHOER SETMATIC  
ACCESORIO SETMATIC  
AKCESORIA SETMATIC

### MASTERLINE 8-Fu

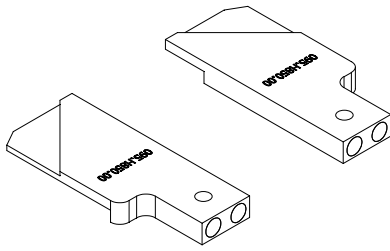
408.0213.XX  
408.0220.XX  
408.0236.XX  
408.0283.XX  
408.0913.XX  
408.0920.XX  
408.0936.XX  
408.0983.XX  
508.0213.XX  
508.0220.XX  
508.0236.XX  
508.0283.XX  
508.0913.XX  
508.0920.XX  
508.0936.XX  
508.0983.XX

CS 77  
CW 50-SC  
CP 155-AP  
CP 155-LS/AP  
ES 50  
CS 38-SL  
CS 38-SL/AP  
CW 60-SC  
CW 60-HL  
CS 77-Re  
CW 65-EF  
CW 50-VL  
ES 45Pa  
SL 38  
  
CS 68  
CS 68-FP

CS 59Pa  
CS 59  
CS 59-Re  
CS 59-So  
CS 68-Re  
CS 68-So  
CP 155  
CP 155-LS  
CW 50  
CW 50-HL  
CW 60  
TR 200  
MOSQUITO  
CR 120



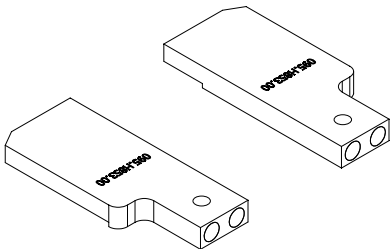
## 095.H850.00



MESSEN VOOR 095.H800.00 2.5MM  
 COUTEAUX POUR 095.H800.00 2.5MM  
 KNIVES FOR 095.H800.00 2.5MM  
 MESSER FUER 095.H800.00 2.5MM  
 CUCHILLAS PARA 095.H800.00 2.5MM  
 NOZE DLA 095.H800.00 2.5MM

<b>MASTERLINE 8-Fu</b>	508.0125.XX	<b>CW 50-SG</b>
408.0100.XX	508.0136.XX	<b>CW 60-SG</b>
408.0109.XX	508.0160.XX	<b>CP 155-AP</b>
408.0110.XX	508.0165.XX	<b>CP 155-LS/AP</b>
408.0111.XX	508.0183.XX	<b>CP 96</b>
408.0112.XX	508.0442.XX	<b>CP 45Pa</b>
408.0120.XX	508.0443.XX	<b>CP 96-LS</b>
408.0160.XX	508.0444.XX	<b>CP 96-AP</b>
408.0165.XX	508.0813.XX	<b>CP 96-LS/AP</b>
408.0183.XX	508.0814.XX	<b>ES 50</b>
408.0813.XX	508.0820.XX	<b>CS 38-SL</b>
408.0814.XX	508.0885.XX	<b>CS 86-HI</b>
408.0820.XX	508.0886.XX	<b>ES 50-AP</b>
408.0826.XX	508.0890.XX	<b>CS 38-SL/AP</b>
408.0885.XX	508.0892.XX	<b>CS 24-SL</b>
408.0886.XX	508.0894.XX	<b>CS 24-SL/AP</b>
408.0890.XX	508.0896.XX	<b>CW 65-EF</b>
408.0892.XX	508.8110.XX	<b>CP 45Pa (GR)</b>
408.0894.XX	508.8130.XX	<b>CSW 86-HI</b>
408.0896.XX	508.8139.XX	<b>SL 38</b>
408.8110.XX	508.8155.XX	
408.8130.XX	5F8.0896.XX	<b>CS 68 Optima</b>
408.8139.XX		<b>ES 50 Optima</b>
408.8155.XX	<b>CS 59Pa</b>	<b>CP 50 (GR)</b>
4F8.0896.XX	<b>CS 68</b>	<b>CS 77 Optima</b>
508.0100.XX	<b>CP 155</b>	<b>ES 45Pa</b>
508.0109.XX	<b>CP 155-LS</b>	
508.0110.XX	<b>CW 50</b>	
508.0111.XX	<b>CW 60</b>	
508.0112.XX	<b>TR 200</b>	
508.0114.XX	<b>MOSQUITO</b>	
508.0120.XX	<b>CR 120</b>	

## 095.H853.00

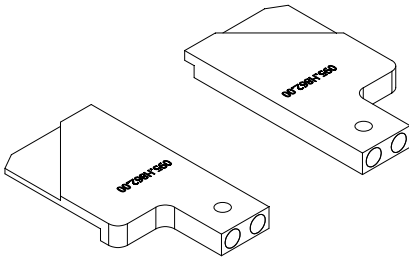


MESSEN VOOR 095.H800.00 8MM  
 COUTEAUX POUR 095.H800.00 8MM  
 KNIVES FOR 095.H800.00 8MM  
 MESSER FUER 095.H800.00 8MM  
 CUCHILLAS PARA 095.H800.00 8MM  
 NOZE DLA 095.H800.00 8MM

<b>MASTERLINE 8-Fu</b>	408.0936.XX	508.0444.XX	<b>CP 130</b>
408.0051.XX	408.0983.XX	508.0813.XX	<b>CP 130-LS</b>
408.0100.XX	408.3001.XX	508.0814.XX	<b>CP 155</b>
408.0102.XX	408.8110.XX	508.0820.XX	<b>CP 155-LS</b>
408.0105.XX	408.8130.XX	508.0890.XX	<b>CW 50</b>
408.0109.XX	408.8139.XX	508.0892.XX	<b>CW 50-HI</b>
408.0110.XX	408.8155.XX	508.0894.XX	<b>CW 50-HL</b>
408.0111.XX	4F8.0051.XX	508.0896.XX	<b>CW 60</b>
408.0112.XX	4F8.0896.XX	508.0913.XX	<b>CR 120</b>
408.0120.XX	508.0051.XX	508.0920.XX	<b>CS 77</b>
408.0160.XX	508.0100.XX	508.0936.XX	<b>CS 77-HV</b>
408.0165.XX	508.0102.XX	508.0983.XX	<b>CS 77-BP</b>
408.0183.XX	508.0105.XX	508.3001.XX	<b>CW 50-SC</b>
408.0192.XX	508.0109.XX	508.8110.XX	<b>CW 50-SG</b>
408.0213.XX	508.0110.XX	508.8130.XX	<b>CS 77-FP</b>
408.0220.XX	508.0111.XX	508.8139.XX	<b>CP 155-AP</b>
408.0236.XX	508.0112.XX	508.8155.XX	<b>CP 155-LS/AP</b>
408.0283.XX	508.0113.XX	5F8.0051.XX	<b>CP 96</b>
408.0302.XX	508.0114.XX	5F8.0896.XX	<b>CW 60-DRL</b>
408.0312.XX	508.0120.XX		<b>CP 45Pa</b>
408.0351.XX	508.0125.XX	<b>PS 50-SP</b>	<b>CP 96-LS</b>
408.0392.XX	508.0136.XX	<b>CS 59Pa</b>	<b>CP 96-AP</b>
408.0813.XX	508.0160.XX	<b>CS 59</b>	<b>CP 96-LS/AP</b>
408.0814.XX	508.0165.XX	<b>CS 59-HV</b>	<b>ES 50</b>
408.0820.XX	508.0183.XX	<b>CS 59-Re</b>	<b>CS 38-SL</b>
408.0826.XX	508.0192.XX	<b>CS 59-So</b>	<b>CS 86-HI</b>
408.0890.XX	508.0213.XX	<b>CS 59-SD</b>	<b>ES 50-AP</b>
408.0892.XX	508.0220.XX	<b>CS 68</b>	<b>CS 38-SL/AP</b>
408.0894.XX	508.0236.XX	<b>CS 68-HV</b>	<b>CS 24-SL</b>
408.0896.XX	508.0283.XX	<b>CS 68-Re</b>	<b>CW 60-SC</b>
408.0913.XX	508.0442.XX	<b>CS 68-So</b>	<b>CW 60-HI</b>
408.0920.XX	508.0443.XX	<b>TP 110</b>	<b>CW 60-HL</b>

## 095.H862.00

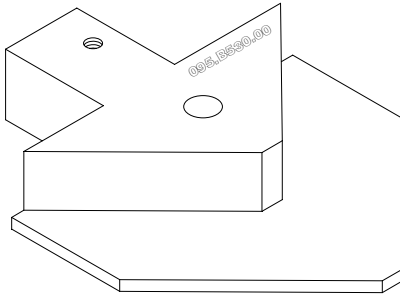
MESSEN VOOR 095.H800.00  
COUTEAUX POUR 095.H800.00  
KNIVES FOR 095.H800.00  
MESSER FUER 095.H800.00  
CUCHILLAS PARA 095.H800.00  
NOZE DLA 095.H800.00



### MASTERLINE 8-Fu

408.0051.XX  
408.0102.XX  
408.0105.XX  
408.0192.XX  
408.0302.XX  
408.0312.XX  
408.0351.XX  
408.0392.XX  
4F8.0051.XX  
508.0051.XX  
508.0102.XX  
508.0105.XX  
508.0113.XX  
508.0192.XX  
5F8.0051.XX

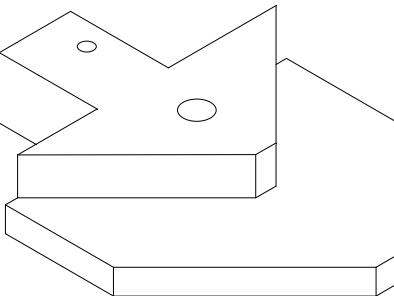
CS 68  
CS 77  
CS 77-FP  
CS 86-HI  
CS 24-SL  
CS 24-SL/AP  
CS 77-SP



## 095.B530.00

PERSBLOK D=5MM L=ST  
 ENCLUME D=5MM L=ST  
 PRESS BLOCK D=5MM L=ST  
 PRESSBLOCK D=5MM L=ST  
 PRENSA D=5MM L=ST  
 BLOK DOCISKOWY D=5MM L=ST

<b>MASTERLINE 8-Fu</b>	408.0890.XX	508.0125.XX	508.0983.XX	<b>CW 50-HI</b>
408.0051.XX	408.0892.XX	508.0136.XX	508.0992.XX	<b>CW 60</b>
408.0100.XX	408.0894.XX	508.0160.XX	508.3001.XX	<b>CR 120</b>
408.0102.XX	408.0896.XX	508.0165.XX	508.8110.XX	<b>CS 77</b>
408.0105.XX	408.0902.XX	508.0183.XX	508.8130.XX	<b>CS 77-HV</b>
408.0109.XX	408.0912.XX	508.0192.XX	508.8139.XX	<b>CS 77-BP</b>
408.0110.XX	408.0913.XX	508.0202.XX	508.8155.XX	<b>CS 77-FP</b>
408.0111.XX	408.0920.XX	508.0212.XX	5F8.0051.XX	<b>CP 96</b>
408.0112.XX	408.0936.XX	508.0213.XX	5F8.0251.XX	<b>CW 60-DRL</b>
408.0120.XX	408.0951.XX	508.0220.XX	5F8.0896.XX	<b>CP 96-LS</b>
408.0160.XX	408.0983.XX	508.0236.XX	5F8.0951.XX	<b>CP 96-AP</b>
408.0165.XX	408.0992.XX	508.0251.XX		<b>CP 96-LS/AP</b>
408.0183.XX	408.3001.XX	508.0283.XX	<b>CS 59Pa</b>	<b>CS 86-HI</b>
408.0192.XX	408.8110.XX	508.0292.XX	<b>CS 59Pa-AD</b>	<b>CS 77-Re</b>
408.0202.XX	408.8130.XX	508.0442.XX	<b>CS 59Pa-CD</b>	<b>CF 77</b>
408.0212.XX	408.8139.XX	508.0443.XX	<b>CS 59Pa-SD</b>	<b>CS 104-HI+</b>
408.0213.XX	408.8155.XX	508.0444.XX	<b>CS 59</b>	<b>CS 77-SP</b>
408.0220.XX	4F8.0051.XX	508.0813.XX	<b>CS 59-HV</b>	<b>CF 77-AP</b>
408.0236.XX	4F8.0251.XX	508.0814.XX	<b>CS 59-Re</b>	<b>CSW 86-HI</b>
408.0251.XX	4F8.0896.XX	508.0820.XX	<b>CS 59-So</b>	<b>CS 77-So</b>
408.0283.XX	4F8.0951.XX	508.0885.XX	<b>CS 59-CD</b>	
408.0292.XX	508.0051.XX	508.0886.XX	<b>CS 59-SD</b>	<b>CS 68-FP</b>
408.0302.XX	508.0100.XX	508.0890.XX	<b>CS 68</b>	<b>CS 68 Optima-AP</b>
408.0312.XX	508.0102.XX	508.0892.XX	<b>CS 68-HV</b>	<b>ES 45Pa</b>
408.0351.XX	508.0105.XX	508.0894.XX	<b>CS 68-Re</b>	
408.0392.XX	508.0109.XX	508.0896.XX	<b>CS 68-So</b>	
408.0813.XX	508.0110.XX	508.0902.XX	<b>TP 110</b>	
408.0814.XX	508.0111.XX	508.0912.XX	<b>CP 130</b>	
408.0820.XX	508.0112.XX	508.0913.XX	<b>CP 130-LS</b>	
408.0826.XX	508.0113.XX	508.0920.XX	<b>CP 155</b>	
408.0885.XX	508.0114.XX	508.0936.XX	<b>CP 155-LS</b>	
408.0886.XX	508.0120.XX	508.0951.XX	<b>CW 50</b>	

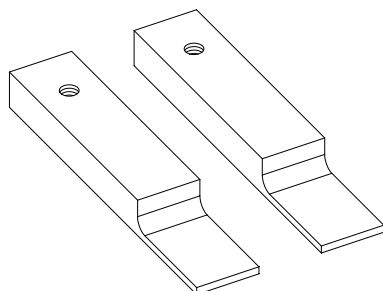


## 095.B547.00

PERSBLOK D=10MM L=ST  
 ENCLUME D=10MM L=ST  
 PRESS BLOCK D=10MM L=ST  
 PRESSBLOCK D=10MM L=ST  
 PRENSA D=10MM L=ST  
 BLOK DOCISKOWY D=10MM L=ST

<b>MASTERLINE 8-Fu</b>	408.0890.XX	508.0125.XX	508.0983.XX
408.0051.XX	408.0892.XX	508.0136.XX	508.0992.XX
408.0100.XX	408.0894.XX	508.0160.XX	508.3001.XX
408.0102.XX	408.0896.XX	508.0165.XX	508.8110.XX
408.0105.XX	408.0902.XX	508.0183.XX	508.8130.XX
408.0109.XX	408.0912.XX	508.0192.XX	508.8139.XX
408.0110.XX	408.0913.XX	508.0202.XX	508.8155.XX
408.0111.XX	408.0920.XX	508.0212.XX	5F8.0051.XX
408.0112.XX	408.0936.XX	508.0213.XX	5F8.0251.XX
408.0120.XX	408.0951.XX	508.0220.XX	5F8.0896.XX
408.0160.XX	408.0983.XX	508.0236.XX	5F8.0951.XX
408.0165.XX	408.0992.XX	508.0251.XX	
408.0183.XX	408.3001.XX	508.0283.XX	<b>SL 38</b>
408.0192.XX	408.8110.XX	508.0292.XX	
408.0202.XX	408.8130.XX	508.0442.XX	
408.0212.XX	408.8139.XX	508.0443.XX	
408.0213.XX	408.8155.XX	508.0444.XX	
408.0220.XX	4F8.0051.XX	508.0813.XX	
408.0236.XX	4F8.0251.XX	508.0814.XX	
408.0251.XX	4F8.0896.XX	508.0820.XX	
408.0283.XX	4F8.0951.XX	508.0885.XX	
408.0292.XX	508.0051.XX	508.0886.XX	
408.0302.XX	508.0100.XX	508.0890.XX	
408.0312.XX	508.0102.XX	508.0892.XX	
408.0351.XX	508.0105.XX	508.0894.XX	
408.0392.XX	508.0109.XX	508.0896.XX	
408.0813.XX	508.0110.XX	508.0902.XX	
408.0814.XX	508.0111.XX	508.0912.XX	
408.0820.XX	508.0112.XX	508.0913.XX	
408.0826.XX	508.0113.XX	508.0920.XX	
408.0885.XX	508.0114.XX	508.0936.XX	
408.0886.XX	508.0120.XX	508.0951.XX	

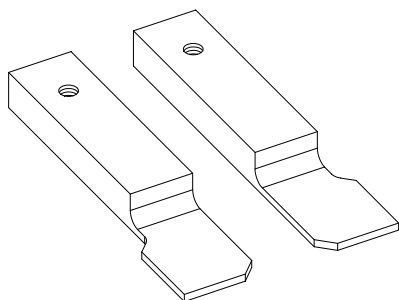
## 095.B560.00



MESSEN D=3MM L=ST  
COUTEAUX D=3MM L=ST  
KNIVES D=3MM L=ST  
MESSER D=3MM L=ST  
CUCHILLAS D=3MM L=ST  
NOZE D=3MM L=ST

MASTERLINE 8-Fu		
408.0100.XX	508.0111.XX	CS 59Pa
408.0109.XX	508.0113.XX	CS 68
408.0110.XX	508.0114.XX	CW 86
408.0111.XX	508.0120.XX	CW 50-SC
408.0120.XX	508.0125.XX	CP 96
408.0160.XX	508.0136.XX	CP 45Pa
408.0165.XX	508.0160.XX	CW 86-EF
408.0183.XX	508.0165.XX	CP 96-LS
408.0251.XX	508.0183.XX	CP 96-AP
408.0813.XX	508.0251.XX	CP 96-LS/AP
408.0814.XX	508.0442.XX	ES 50
408.0820.XX	508.0443.XX	CS 38-SL
408.0826.XX	508.0444.XX	CS 86-HI
408.0885.XX	508.0813.XX	ES 50-AP
408.0886.XX	508.0814.XX	CS 38-SL/AP
408.0890.XX	508.0820.XX	CS 24-SL
408.0892.XX	508.0885.XX	CW 60-SC
408.0894.XX	508.0886.XX	CS 24-SL/AP
408.0896.XX	508.0890.XX	CW 65-EF
408.0951.XX	508.0892.XX	CP 45Pa (GR)
408.3001.XX	508.0894.XX	CW 50-VL
408.8110.XX	508.0896.XX	CSW 86-HI
408.8130.XX	508.0951.XX	SL 38
408.8139.XX	508.8110.XX	CS 68 Optima-AP
408.8155.XX	508.8130.XX	ES 45Pa
4F8.0251.XX	508.8139.XX	
4F8.0896.XX	508.8155.XX	
4F8.0951.XX	5F8.0251.XX	
508.0100.XX	5F8.0896.XX	
508.0109.XX	5F8.0951.XX	
508.0110.XX		

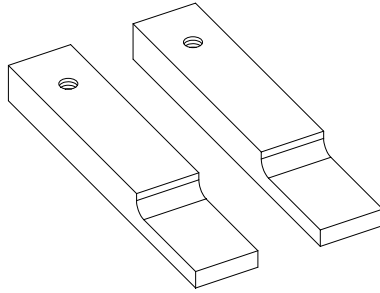
## 095.B574.00



MESSEN 3MM L=SI.L+8MM  
COUTEAUX 3MM L=SI.L+8MM  
KNIVES 3MM L=SI.L+8MM  
MESSER 3MM L=SI.L+8MM  
CUCHILLAS 3MM L=SI.L+8MM  
NOZE 3MM L=SI.L+8MM

MASTERLINE 8-Fu	CS 77
408.0051.XX	CS 77-FP
408.0102.XX	CS 86-HI
408.0105.XX	CS 77-SP
408.0112.XX	
408.0192.XX	
408.0202.XX	
408.0212.XX	
408.0292.XX	
408.0302.XX	
408.0312.XX	
408.0351.XX	
408.0392.XX	
408.0902.XX	
408.0912.XX	
408.0992.XX	
4F8.0051.XX	
508.0051.XX	
508.0102.XX	
508.0105.XX	
508.0112.XX	
508.0192.XX	
508.0202.XX	
508.0212.XX	
508.0292.XX	
508.0902.XX	
508.0912.XX	
508.0992.XX	
5F8.0051.XX	

CS 59Pa  
CS 68



## 095.B562.00


MESSEN D=7MM L=ST  
 COUTEAUX D=7MM L=ST  
 KNIVES D=7MM L=ST  
 MESSER D=7MM L=ST  
 CUCHILLAS D=7MM L=ST  
 NOZE D=7MM L=ST

### MASTERLINE 8-Fu

408.0051.XX	508.0125.XX
408.0100.XX	508.0136.XX
408.0102.XX	508.0160.XX
408.0105.XX	508.0165.XX
408.0109.XX	508.0183.XX
408.0110.XX	508.0192.XX
408.0111.XX	508.0202.XX
408.0112.XX	508.0212.XX
408.0120.XX	508.0213.XX
408.0160.XX	508.0220.XX
408.0165.XX	508.0236.XX
408.0183.XX	508.0251.XX
408.0192.XX	508.0283.XX
408.0202.XX	508.0292.XX
408.0212.XX	508.0442.XX
408.0213.XX	508.0443.XX
408.0220.XX	508.0444.XX
408.0236.XX	508.0813.XX
408.0251.XX	508.0814.XX
408.0283.XX	508.0820.XX
408.0292.XX	508.0885.XX
408.0302.XX	508.0886.XX
408.0312.XX	508.0890.XX
408.0351.XX	508.0892.XX
408.0392.XX	508.0894.XX
408.0813.XX	508.0896.XX
408.0814.XX	508.0902.XX
408.0820.XX	508.0912.XX
408.0826.XX	508.0913.XX
408.0885.XX	508.0920.XX
408.0886.XX	508.0936.XX
408.0890.XX	508.0951.XX
408.0892.XX	508.0983.XX
408.0894.XX	508.0992.XX
408.0896.XX	508.3001.XX
408.0902.XX	508.8110.XX
408.0912.XX	508.8130.XX
408.0913.XX	508.8139.XX
408.0920.XX	508.8155.XX
408.0936.XX	4F8.0051.XX
408.0951.XX	4F8.0251.XX
408.0983.XX	4F8.0896.XX
408.0992.XX	4F8.0951.XX
408.3001.XX	508.0051.XX
408.8110.XX	508.0100.XX
408.8130.XX	508.0102.XX
408.8139.XX	508.0105.XX
408.8155.XX	508.0109.XX
4F8.0051.XX	508.0110.XX
4F8.0251.XX	508.0111.XX
4F8.0896.XX	508.0112.XX
4F8.0951.XX	508.0113.XX
508.0051.XX	508.0114.XX
508.0100.XX	508.0120.XX
508.0102.XX	
508.0105.XX	
508.0109.XX	
508.0110.XX	
508.0111.XX	
508.0112.XX	
508.0113.XX	
508.0114.XX	
508.0120.XX	

PS 50-SP  
 CS 59Pa  
 CS 59Pa-AD  
 CS 59Pa-SD  
 CS 59  
 CS 59-HV  
 CS 59-Re  
 CS 59-So  
 CS 59-SD  
 CS 68  
 CS 68-HV  
 CS 68-Re  
 CS 68-So  
 TP 110  
 CP 130  
 CP 130-LS  
 CP 155  
 CP 155-LS  
 CW 50  
 CW 50-HI

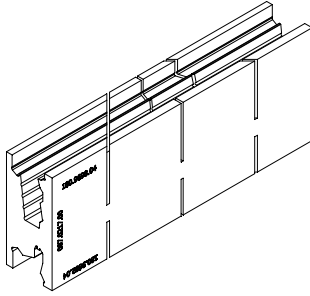
CW 50-HL  
 CW 60  
 TR 200  
 CR 120  
 CS 77  
 CW 86  
 CW 86-SG  
 CS 77-HV  
 CS 77-BP  
 CW 50-SC  
 CW 50-SG  
 CS 77-FP  
 CP 155-AP  
 CP 155-LS/AP  
 CP 96  
 CW 60-DRL  
 CP 45Pa  
 CW 86-EF  
 CP 96-LS  
 CP 96-AP  
 CP 96-LS/AP  
 ES 50  
 CS 38-SL  
 CS 86-HI  
 ES 50-AP  
 CS 38-SL/AP  
 CS 24-SL  
 CW 60-SC  
 CW 60-HI  
 CW 60-HL  
 CS 24-SL/AP  
 CW 86-EF/HI  
 CS 77-Re  
 CW 65-EF  
 CW 65-EF/SG  
 ES 75  
 CW 65-EF/HI  
 CF 77  
 CS 104-HI+  
 CP 45Pa (GR)  
 CS 77-SP  
 CS 77 Optima  
 CF 77-AP  
 CW 50-VL  
 ES 45Pa  
 CSW 86-HI  
 CS 77-So  
 SL 38  
 MOSQUITO  
 CS 68-FP  
 CS 68 Optima-AP



**095.N200.00**

LASMACHINE  
MACHINE A SOUDER  
WELDING MACHINE  
SCHWEISSMASCHINEN  
MAQUINAS DE SOLDADURA  
SPAWARKI MASZYNA

**MASTERLINE 8-Fu**  
180.8682.04



## 097.0217.00

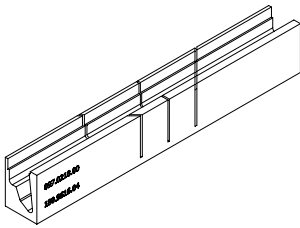
SNIJMAL MIDDENDICHTING EPDM  
GABARIT A COUPER JOINT CENTRAL EPDM  
CUTTING JIG CENTRAL GASKET EPDM  
SCHNEIDELEHRE MITTELDICHTUNG EPDM  
PLANTILLA DE CORTE JUNTA CENTRAL EPDM  
SZABLON DO CIECIA USZCZELKI CENTRALNEJ EPDM

### MASTERLINE 8-Fu

180.9697.04

180.9698.04

180.8682.04



## 097.0218.00

SNIJMAL MIDDENDICHTING TPE  
GABARIT A COUPER JOINT CENTRAL TPE  
CUTTING JIG CENTRAL GASKET TPE  
SCHNEIDELEHRE MITTELDICHTUNG TPE  
PLANTILLA DE CORTE JUNTA CENTRAL TPE  
SZABLON DO CIECIA USZCZELKI CENTRALNEJ TPE

### MASTERLINE 8-Fu

180.9616.04

# MASTERLINE 8

Functional

SNIJMAL  
GABARIT A COUPER  
CUTTING JIG  
SCHNEIDELEHRE









[www.reynaers.com](http://www.reynaers.com)